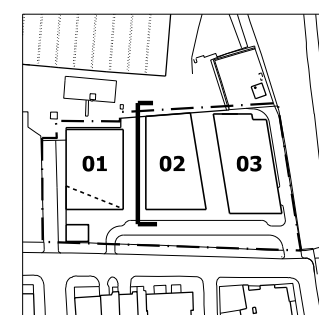


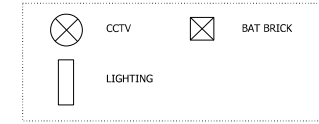
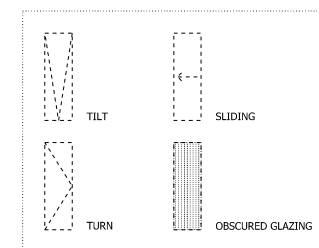
NOTES:  
 DO NOT SCALE FROM THIS DRAWING.  
 ALL DIMENSIONS TO BE CHECKED ON SITE.  
 ALL OMISSIONS AND DISCREPANCIES TO BE REPORTED TO THE ARCHITECT IMMEDIATELY.

ALL RIGHTS RESERVED. THIS WORK IS COPYRIGHT AND CANNOT BE REPRODUCED OR COPIED OR MODIFIED IN ANY FORM OR BY ANY MEANS, GRAPHIC ELECTRONIC OR MECHANICAL, INCLUDING PHOTOCOPYING WITHOUT THE WRITTEN PERMISSION OF SQUIRE AND PARTNERS ARCHITECTS.



- T1: Single sliding window
- T2: Double sliding window
- T3: Baywindow
- T4: Juliet Window
- T5: French Window (Ground Floor)
- T6: Fixed

Window/Door types refer to 10004-0106-Ext Door+Window Schedule-SYK



Issued for Planning Condition 02	11/09/13	TSh	P
Issued for Stone Addendum:3200	02/11/12	SYK	F
Issued for Ex.Metalwork: 4500	11/07/13	CFI	N
Issued for Construction: Metal Cladding 26/06/13	CFI	M	
Stone setting out updated			
Issued for Construction: Metal Cladding 20/06/13	CFI	L	
Stone setting out updated			
Issued for Construction: Metal Cladding 05/04/13	SYK	K	
Revision description	Date	Check	Rev

## Squire and Partners

77 Wicklow Street London WC1X 9JY  
 T: 020 7278 5555 F: 020 7239 0495

info@squireandpartners.com  
 www.squireandpartners.com

Project  
 St Edmunds Terrace,  
 London, NW8

Drawing  
 Block 2  
 Proposed West Elevation

Drawn	Date	Scale
CG	10/01/2011	1:100@A1 1:200@A3
Job number	Drawing number	Revision
10004	B2_E_W_G200_001	P

