

door and architrave to
match existing at
basement level

Basement level:
hall to media/playroom

ASSOCIATED DRAWINGS

No.	TITLE

NOTES

1. NO DIMENSIONS ARE TO BE SCALED FROM THIS DRAWING.

SERIAL	DESCRIPTION	AUTH	DATE

AMENDMENTS

CLIENT
JOHN CAWLEY

JOB LOCATION
39 GREAT JAMES STREET
LONDON
WC1N 3HB

DRAWING TITLE
NEW DOOR TO BASEMENT LEVEL

DRAWING No
13.1671.DETAIL 2

SCALE SCALE 1:10	DATE SEPTEMBER 13
----------------------------	-----------------------------




THOMAS & THOMAS

CHARTERED BUILDING SURVEYORS
30a GREEN LANE
NORTHWOOD, MIDDLESEX, HA6 2QB
TEL: 020 8560 9404
EMAIL: mail@ttsurveyors.co.uk

DRAWN BY C. HAMPTON	CHECKED	SIG.
-------------------------------	----------------	-------------

First floor:
doorway between Hall and Reception 1



First floor:
doorway between Reception 1 and Reception 2



ASSOCIATED DRAWINGS

No.	TITLE

NOTES

1. NO DIMENSIONS ARE TO BE SCALED FROM THIS DRAWING.

SERIAL	DESCRIPTION	AUTH	DATE
AMENDMENTS			


CLIENT
JOHN CAWLEY

JOB LOCATION
39 GREAT JAMES STREET
LONDON
WC1N 3HB

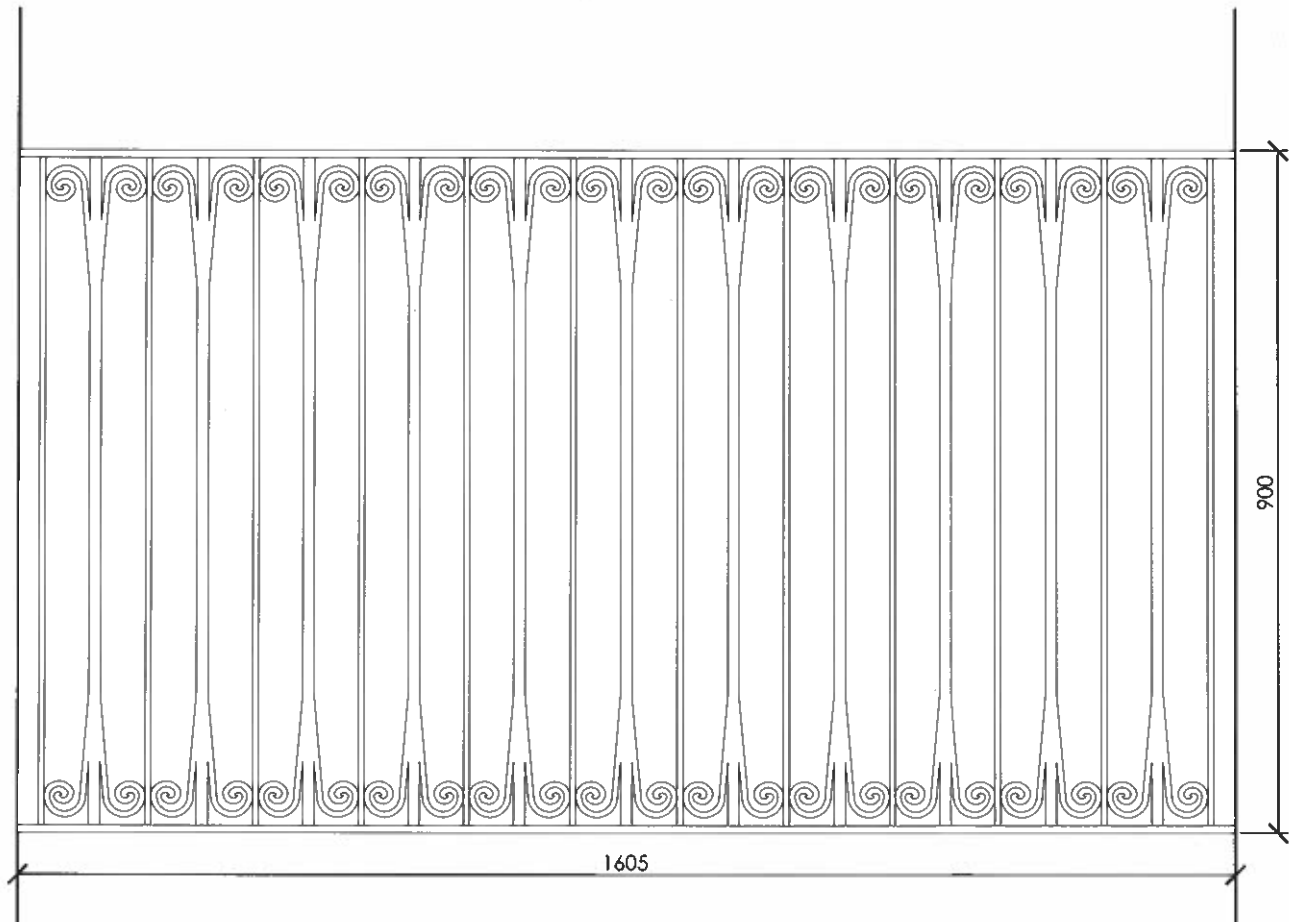
DRAWING TITLE
TYPICAL EXISTING ARCHITRAVE DETAILS

DRAWING No
13.1671.DETAIL 5

SCALE SCALE 1:1	DATE SEPTEMBER 13
---------------------------	-----------------------------


THOMAS & THOMAS
 CHARTERED BUILDING SURVEYORS
 30a GREEN LANE
 NORTHWOOD, MIDDLESEX, HA6 2QB
 TEL: 020 8560 9404
 EMAIL: mail@tsurveyors.co.uk

DRAWN BY C. HAMPTON	CHECKED	SIG.
-------------------------------	----------------	-------------



Ground floor:
handrail over lightwell

Custom metalwork to match existing for handrail over lightwell, and hand rail over rear external steps down to basement level.

ASSOCIATED DRAWINGS

No.	TITLE

NOTES

1. NO DIMENSIONS ARE TO BE SCALED FROM THIS DRAWING.

SERIAL	DESCRIPTION	AUTH	DATE
AMENDMENTS			


CLIENT
JOHN CAWLEY

JOB LOCATION
39 GREAT JAMES STREET
LONDON
WC1N 3HB

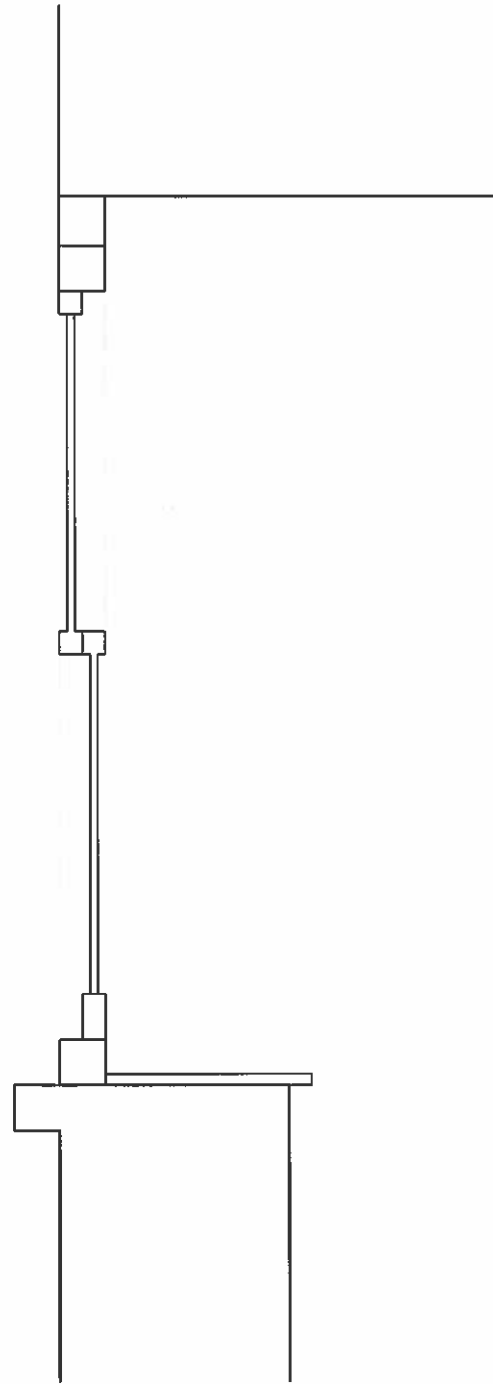
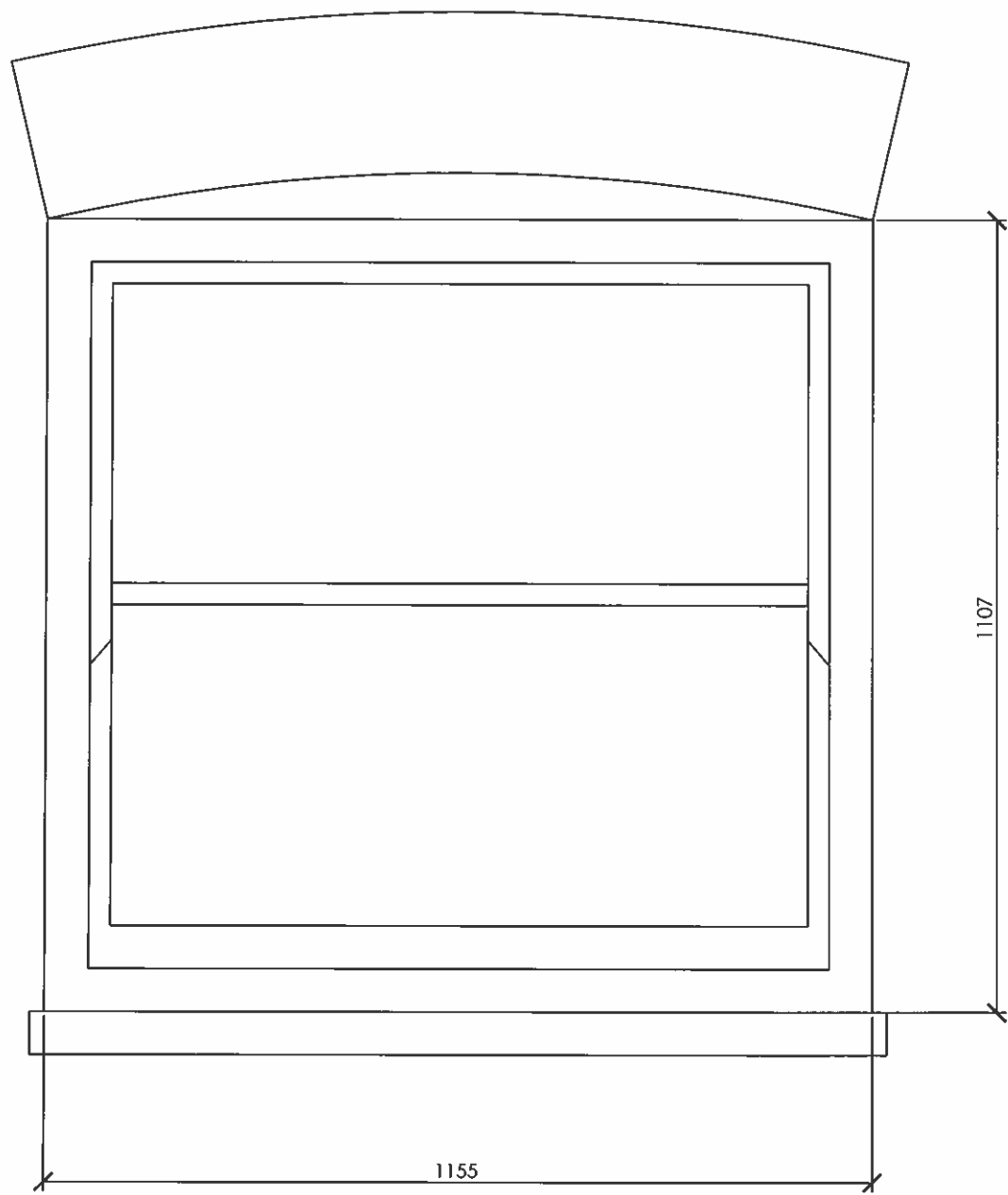
DRAWING TITLE
PROPOSED HAND RAILS

DRAWING No
13.1671.DETAIL 1

SCALE SCALE 1:10	DATE SEPTEMBER 13
----------------------------	-----------------------------


THOMAS & THOMAS
 CHARTERED BUILDING SURVEYORS
 30a GREEN LANE
 NORTHWOOD, MIDDLESEX, HA6 2QB
 TEL: 020 8560 9404
 EMAIL: mail@ttsurveyors.co.uk

DRAWN BY C. HAMPTON	CHECKED	SIG.
-------------------------------	----------------	-------------



Basement level:
window from media/playroom
into lightwell

ASSOCIATED DRAWINGS

No.	TITLE

NOTES

1. NO DIMENSIONS ARE TO BE SCALED FROM THIS DRAWING.

SERIAL	DESCRIPTION	AUTH	DATE

AMENDMENTS

CLIENT
JOHN CAWLEY

JOB LOCATION
39 GREAT JAMES STREET
LONDON
WC1N 3HB

DRAWING TITLE
NEW WINDOW TO BASEMENT LEVEL

DRAWING No
13.1671.DETAIL 4

SCALE SCALE 1:10	DATE SEPTEMBER 13
---------------------	----------------------



THOMAS & THOMAS

CHARTERED BUILDING SURVEYORS
30a GREEN LANE
NORTHWOOD, MIDDLESEX, HA6 2QB
TEL: 020 8560 9404
EMAIL: mail@ttsurveyors.co.uk

DRAWN BY C. HAMPTON	CHECKED	SIG.
------------------------	---------	------