

DO NOT SCALE FROM THIS DRAWING. ALL DIMENSIONS TO BE CHECKED ON SITE. ANY DISCREPANCIES MUST BE REPORTED TO THE ARCHITECT FOR VERIFICATION PRIOR TO COMMENCEMENT OF THE EFFECTED WORKS. IF IN DOUBT ASK. THIS DRAWING IS COPYRIGHT.

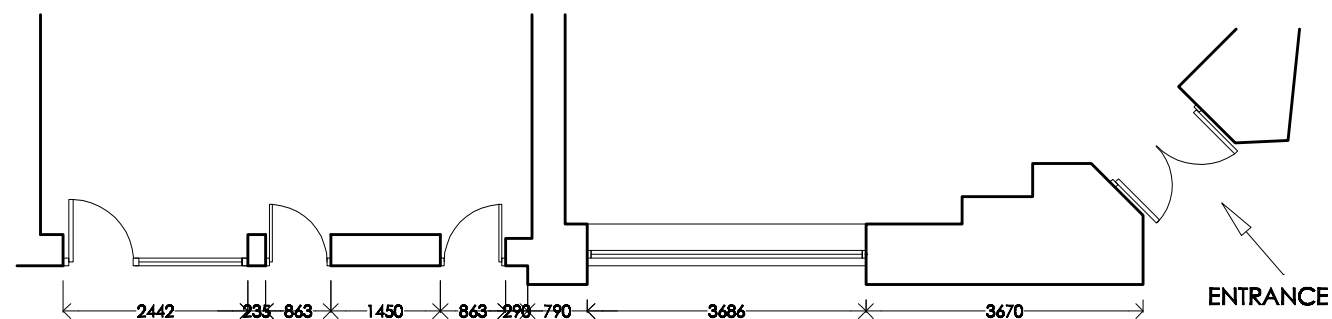
Rev No	Date	Revision note
P1	16.01.2012	Preliminary issue.



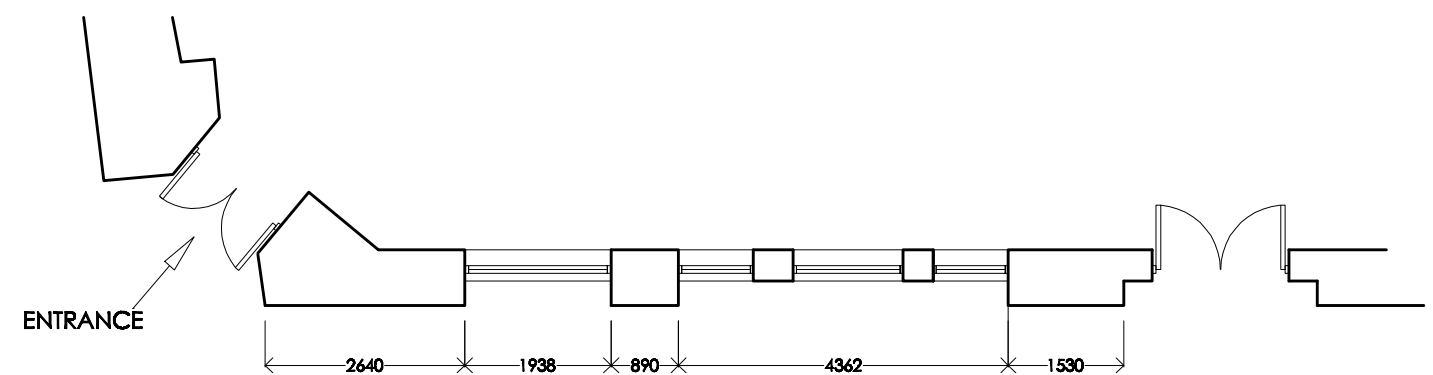
FRONT ELEVATION



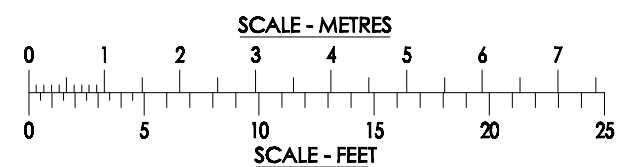
SIDE ELEVATION



PLAN



PLAN



jpb
architects

CEDAR HOUSE
VERE LANE HILLSDOWN
LOCKINGDE UN200WF

TEL: (01889) 222-015
FAX: (01889) 222-015
EMAIL: admin @
jabarchitectural

JOB TITLE

42-46 KILBURN HIGH ROAD
KILBURN
NW6 4HJ

EXISTING ELEVATIONS

SCALE		DATE
1:100@A3		NOV 2010
JOB NO.	DWG NO.	REV
10065	111	P1