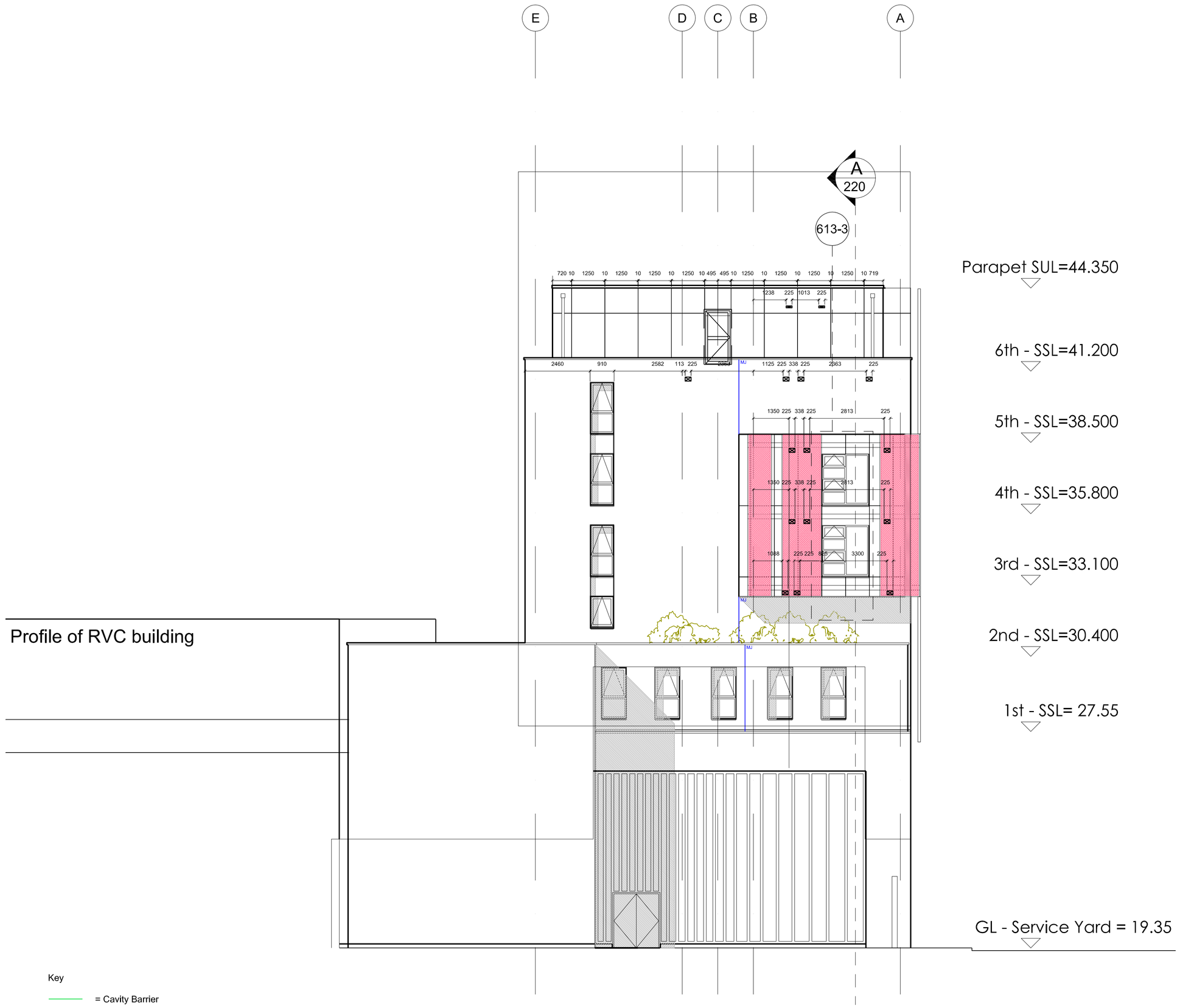

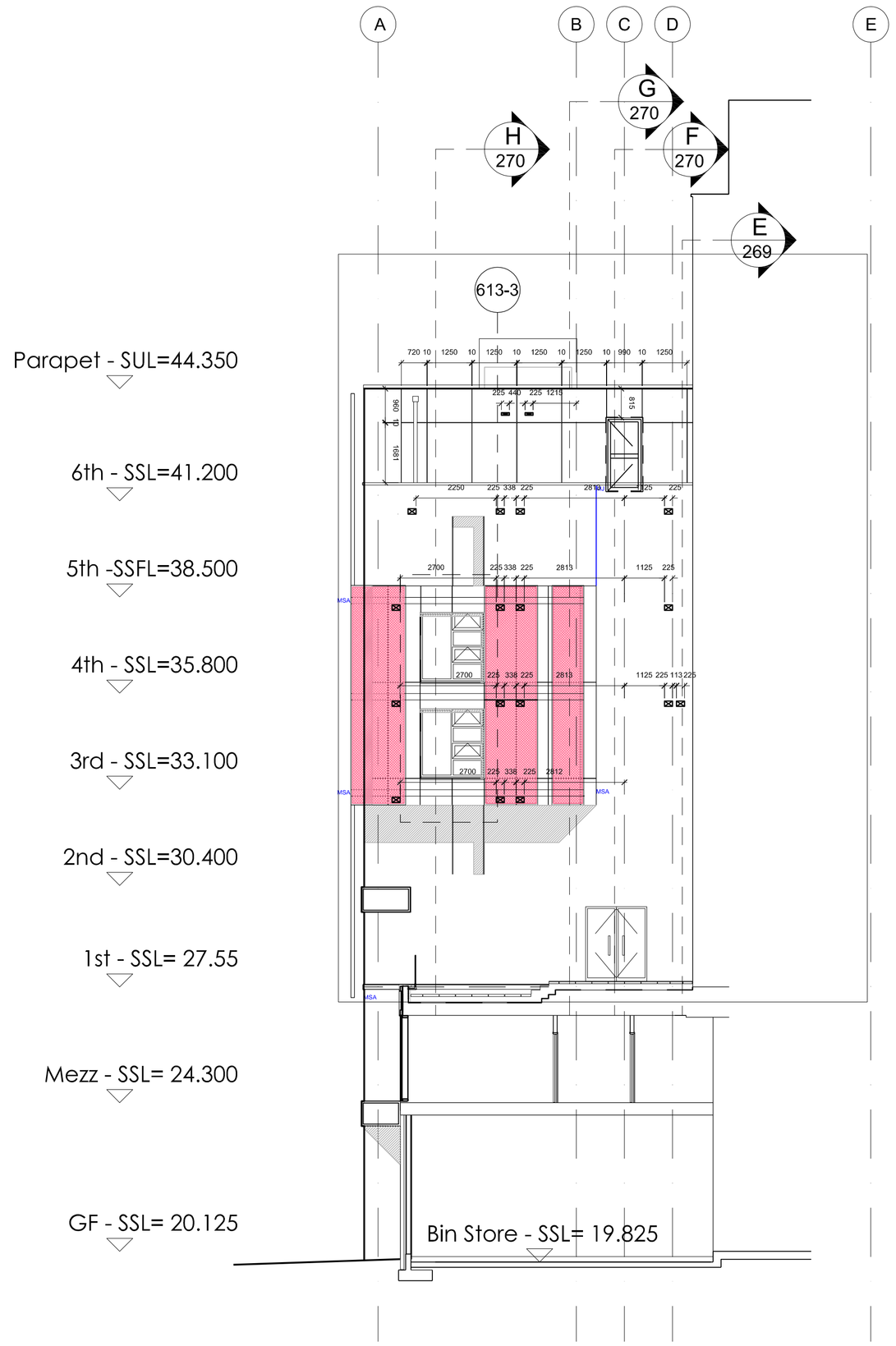

Key

= Cavity Barrier

MSA = Masonry Support Angle

MJ = Movement Joint

BLOCK A - SOUTH ELEVATION

BLOCK A - NORTH ELEVATION

Fencing and Gates subject to Planning

Rev	Date	Version Description	Drn	Chk
/	18-10-12	First Issue	MP	JFA
A	08-03-13	Fence and gates updated	MP	JFA
B	22-03-13	Masonry support angle updated; detail call ups added/updated	PA/MP	SH
C	16-08-13	Reissued by Stride Treglown with amended Window Types and Cavity Barriers added	LL	SH
D	22-08-13	Pattern of grey panelling below parapet level revised	JB	SH
E	11-10-13	Preliminary Ventilation openings added. Subject to Planning.	SH	SH
F	30-10-13	Setting out of Ventilation openings confirmed. Subject to Planning, Attic Doors Revised	SH	SH
G	13-11-13	Setting out of Ventilation openings adjusted. Colour fill added,	SH	SH
H	19-11-13	Planning Condition 10 Submission	SH	SH

Key Plan

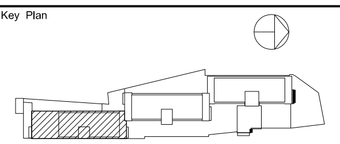

Block A

SAFETY, HEALTH AND ENVIRONMENTAL INFORMATION

In addition to the hazards/risks normally associated with the types of work detailed on this drawing, refer to Designers Risk Assessment, note the following :

It is assumed that all works will be carried out by a competent contractor working, where appropriate, to an approved method statement

Use Dimensions - DO NOT SCALE

Contractors Must Verify All Dimensions On Site Before Starting Work

This Drawing Is Copyright

Stride Treglown

Architecture Town Planning Interior Design Building Surveying Landscape Architecture Graphic Design

3 Cosser Street, London, SE1 7BU
T 020 7401 0700 F 020 7401 0701 www.stridetreglown.co.uk

Client
Unite Group

Project Name
Travis Perkins
11-13 St Pancras Way, London, NW1

Drawing Title
Elevations as Proposed :
Block A South & North Elevation

Drawing Status
Planning Submission

North

Drawing Details
$FILE$
$DATE$

Job No.
20983

Drawn By	Drawn Date	Checked By	Scale @ A1
MP	Aug 2013	SH	H

Drawing Number
312

Revision
H

ISO A1 Landscape