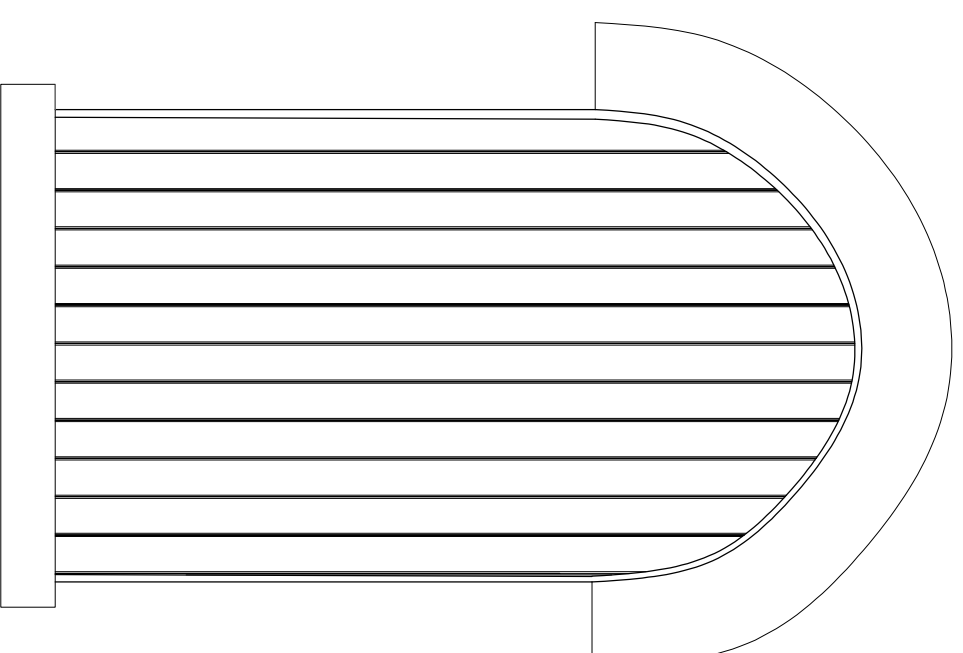


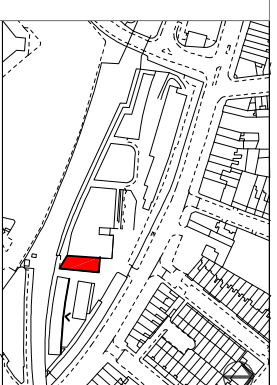
EAST ELEVATION

(window highlighted in red is proposed to be replaced as part of this application)



- Painted timber external inward opening framed & broعد door.
- Band groove to external door frame edge.
- Weatherstripping drift excluder to frame and gasket to bottom edge of door with waterbar to hardwood threshold.
- All structural opening sizes to be checked on site prior to any manufacture.
- Wrought iron pintle hinges to open inwards

EAST ELEVATION LOADING DOOR, SCALE 1:20



Please note that information used to produce these drawings is for information only and is not intended to be used for any purpose other than that for which it was provided. The architect and its staff are not responsible for any inaccuracies that may exist. Please do not scale drawings—all dimensions should be verified on site.

Camden Stables Market
London
NW1
United Kingdom

STANLEY SIDINGS LTD

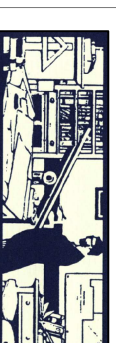
Camden Stables Market
TACK ROOM (BLOCK D)

Drawing Title
UNAUTHORISED REMEDIAL WORKS
EAST ELEVATION
Proposed Loading Door EW-04

T.O. fit A3

Drawing Status
Planning

November 2013 | Drawing No. | D-SCHURW-M02



STEPHEN LEVANT HERITAGE ARCHITECTURE
62 British Grove, London, W4 2NL
E-mail: info@heritagegeneral.co.uk
T: 020 8748 5501
F: 020 8748 4892