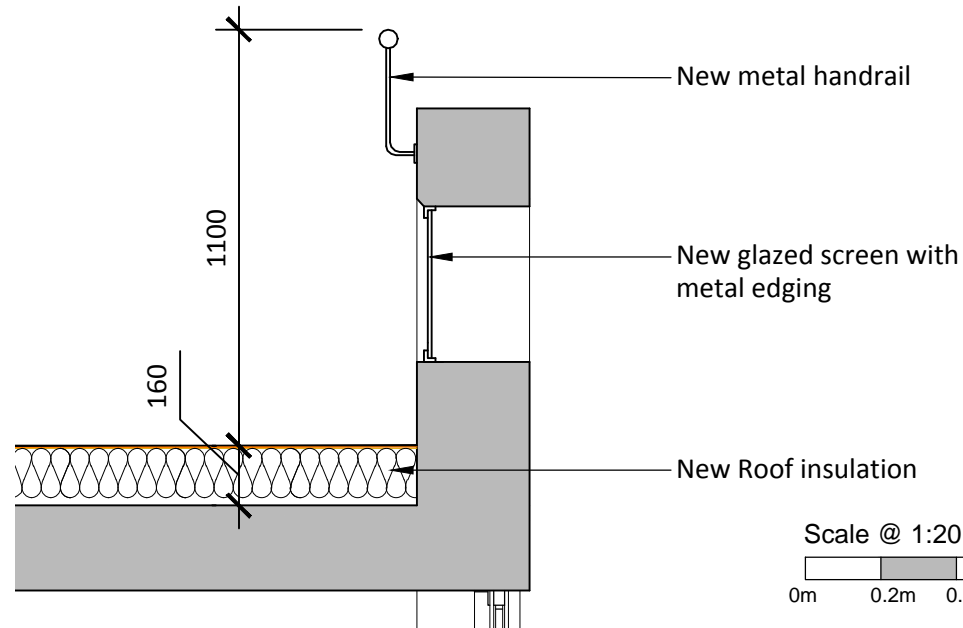


Proposed Section A-A

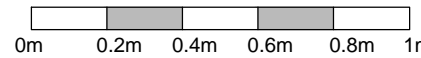
Scale 1:100

Roof Detail 1

Scale 1:20



Scale @ 1:20



Scale @ 1:100

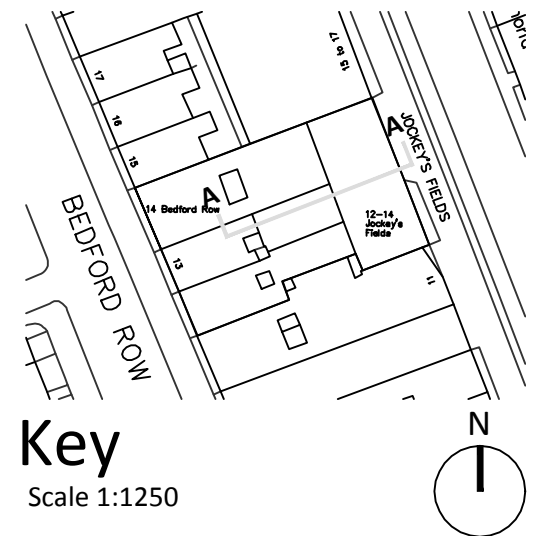


GENERAL NOTES

© EHW

This scheme is subject to Town Planning and all other necessary consents. Dimensions, areas and levels where given are only approximate and subject to site survey. All dimensions are to be checked on site. All feasibility studies are subject to full site survey. This drawing is to be read in conjunction with all relevant consultants and/or specialists drawings/documents and any discrepancies or variations are to be notified to the architects in writing before the affected work commences. All queries relating to design of structural elements are to be referred to the structural engineering consultant for resolution. The workmanship and materials of all trades and building operations shall comply with the recommendations of British Standard (BS)8000 parts 1-16 inclusive and with Approved Document to support Regulation 7 1999 edition (incorporating 2000 amendments) of the Building Regulations 2010. All design and construction is to be in accordance with the Construction (Design and Management) Regulations 2007.

Rev	Date	Description
A	05/12/13	Window divisions amended



ehw
eades hotwan wilkinson

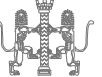
EHW London:
10 Margaret Street, London W1W 8RL
T 020 3170 7268

EHW Hitchin:
Hall's Yard, Tilehouse Street, Hitchin
Herts SG5 2DY T 01462 455257

E info@ehwarchitects.com
W ehwarchitects.com

ISO 9001:2008 Registered

Planning



Client
Chartered Society of Physiotherapy

Project
Chartered Society of Physiotherapy
14 Bedford Row & 12-14 Jockey's Fields,
London, WC1R 4ED.

Drawing Title
Proposed Section A-A
& Roof Details

Drawn	Date	Checked	Scale @ A3
MEH	February 2013		As shown
Job No	Drawing No	Revision	Note
2012-36	P215	A	DO NOT SCALE