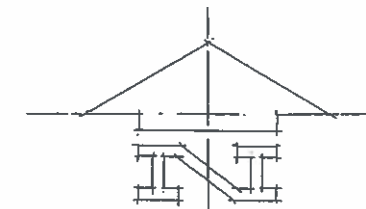
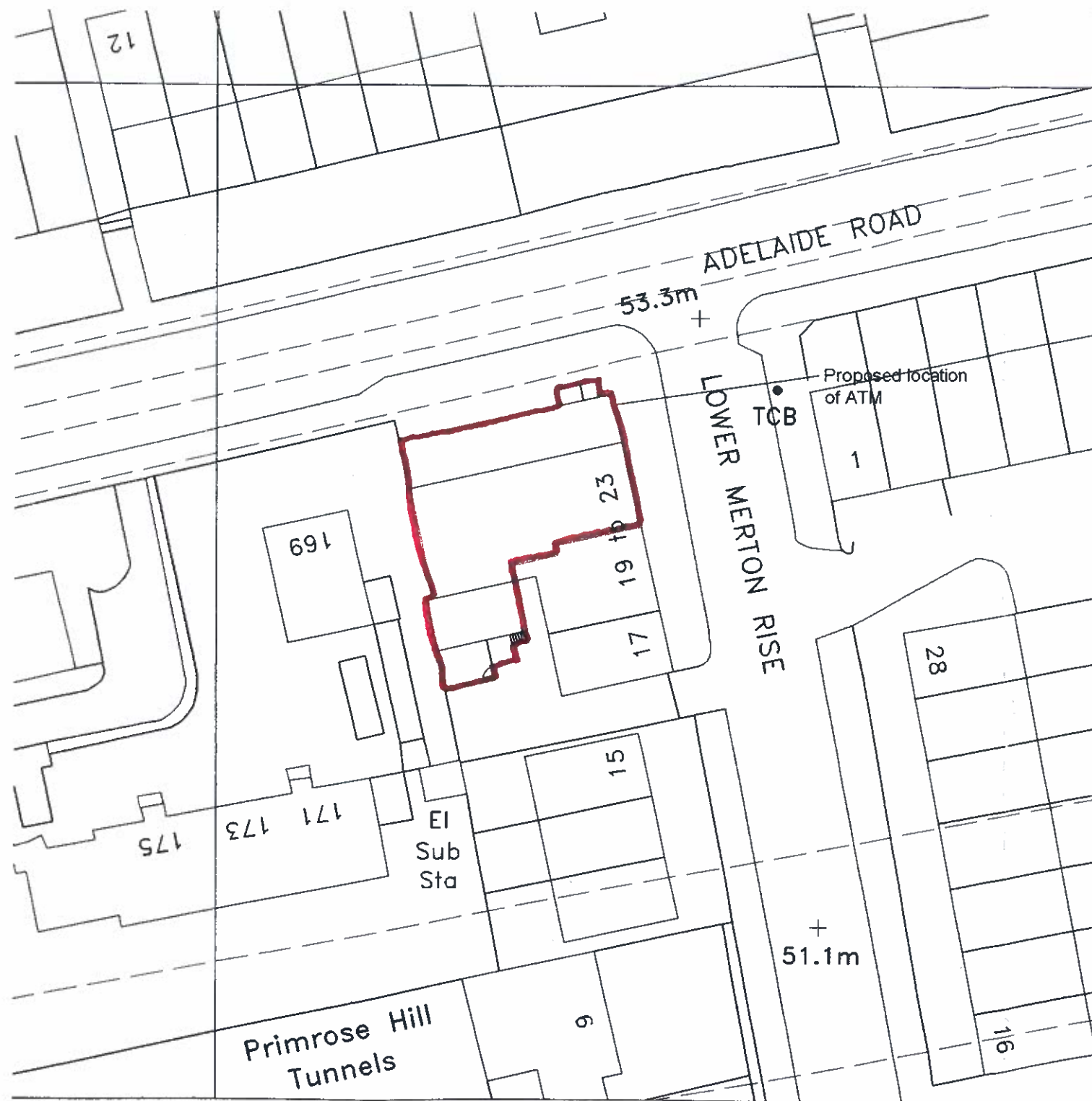
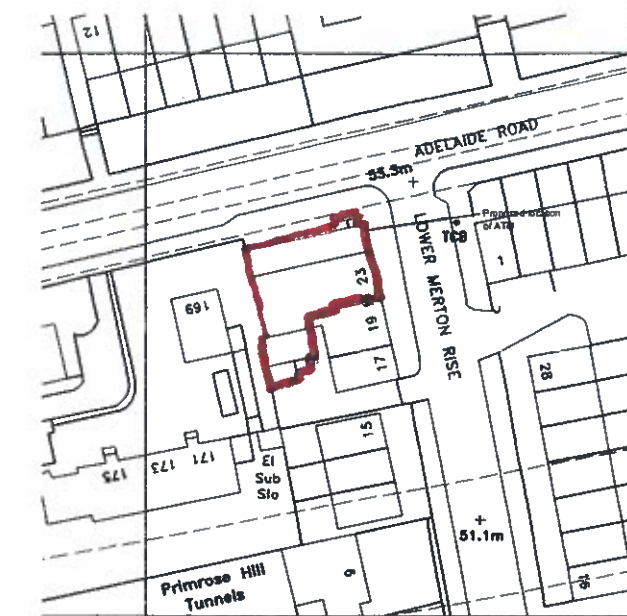


SCALE 1:500



SCALE 1:1250



LOCATION PLAN 1:1250

BLOCK PLAN 1:500

© THE CONTENTS OF THIS DRAWING REMAIN THE SOLE PROPERTY OF WELLSFIELD ASSOCIATES AND MUST NOT BE COPIED OR REPRODUCED WITHOUT PRIOR PERMISSION.

FULL SURVEY NOT CARRIED OUT, DRAWING PRODUCED USING INFORMATION SUPPLIED BY THE CLIENT

Wellsfield Associates

80 High Street,
Hadleigh,
Essex,
SS7 2PB
Tel: 01702 551123
Fax: 01702 558530
mailto:wellsfieldassociates.co.uk

project
PROPOSED RETAIL UNIT
17-23 LOWER MERTON RISE
LONDON
NW3 3RA

O S EXTRACT

date MAY 12 drawn CJJ

scale 1:500, 1:1250 @ A3 drg no. 1996.10