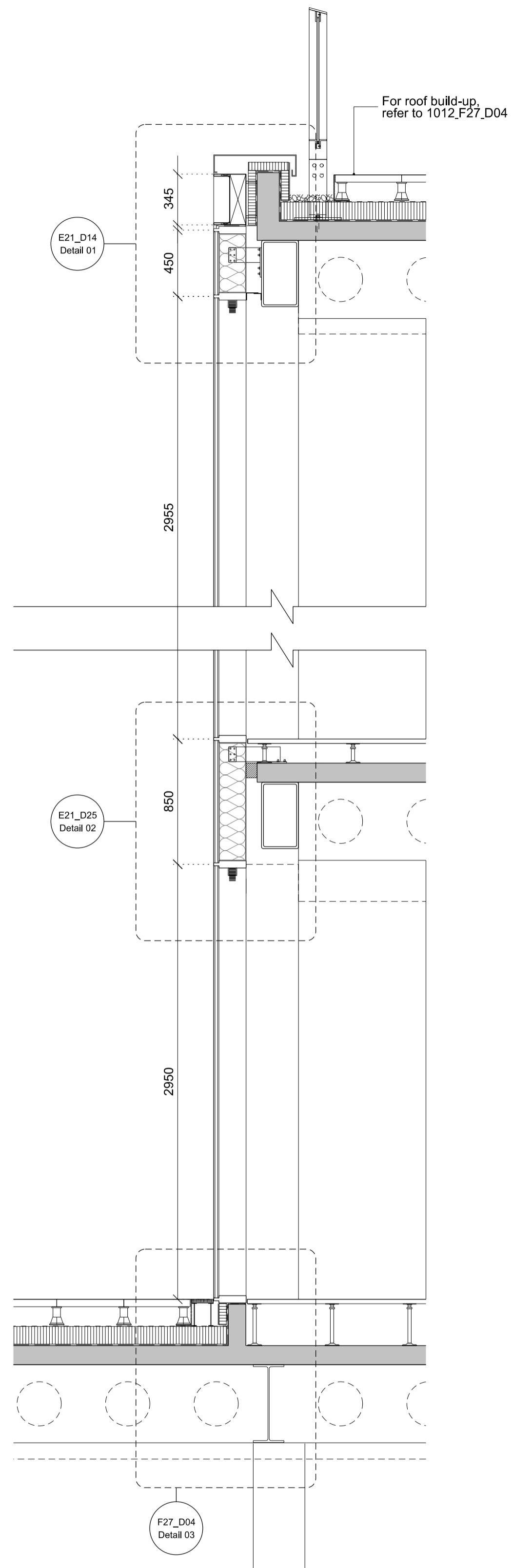
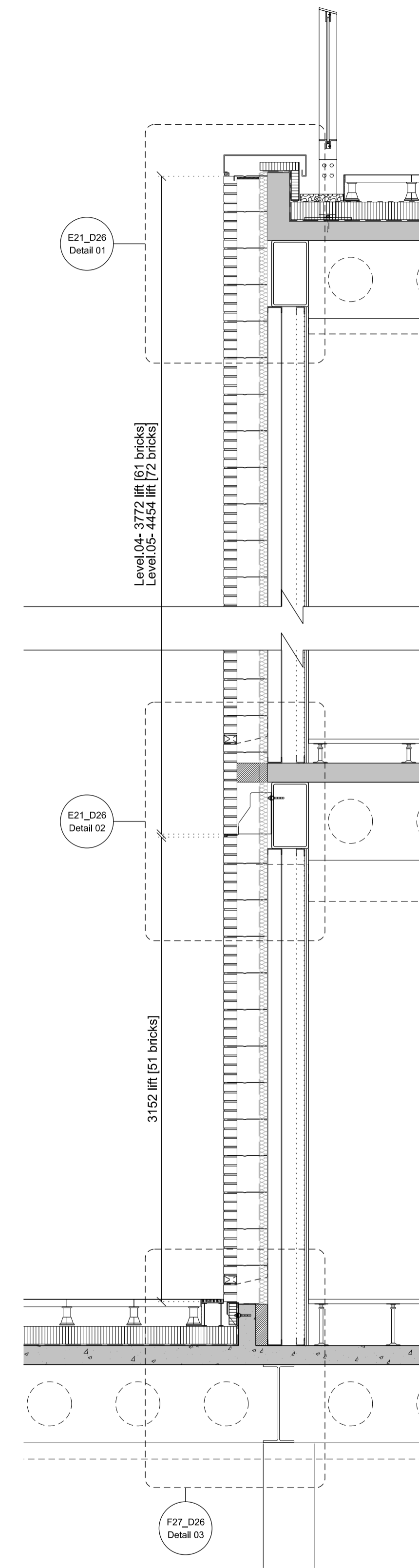


AA Elevation



BB Section.1



CC Section.2

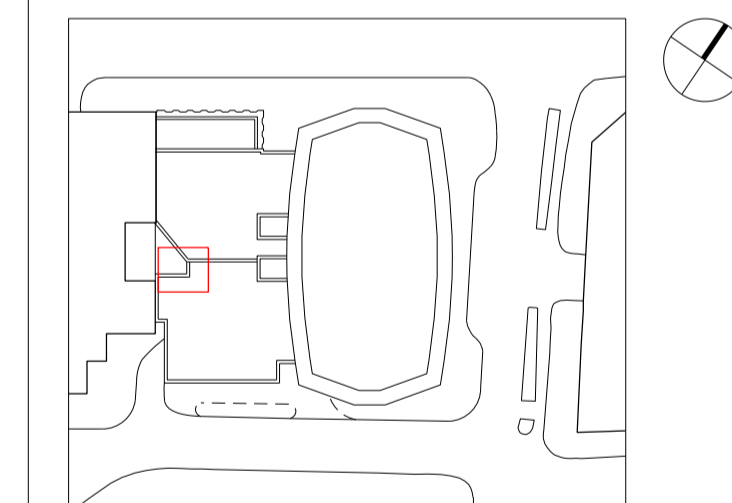
Notes

It should be noted that this drawing has been interpreted from survey information supplied by Plowman Craven.

- FFFL 00.000 - Existing Screed Finish Level
- ESSL 00.000 - Existing Structural Slab Level
- FFL +00000 - Designed Finish Floor Level
- SSL +00000 - Designed Structural Slab Level
- MJ - Mastic Joint

Structure indicative. Refer to Structural Engineer's drawings for details.

To be read in conjunction with 1012(SP)002, (21) series GAs and ARUP Facades specification



Bennetts Associates Architects

1 Rawstorne Place London EC1V 7NL
 T +44 (0)20 7520 3300 F +44 (0)20 7520 3333
 E mail@bennettsassociates.com

For Bennetts Associates' electronic information issue disclaimer - www.bennettsassociates.com/informationanddisclaimer/

Project Project No. 1012

One Mabledon Place
 Stanhope Plc

Drawing Title
 Cladding Bay Study
 Cladding Type.4 - South Elevation
 Levels 03-05

Drawing Number
 1012_F21_B14

Revision
 A

Scale @ A3 Scale @A1 Revision Date
 1 : 50 1 : 25 131018