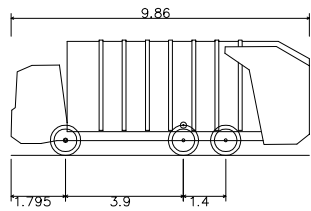
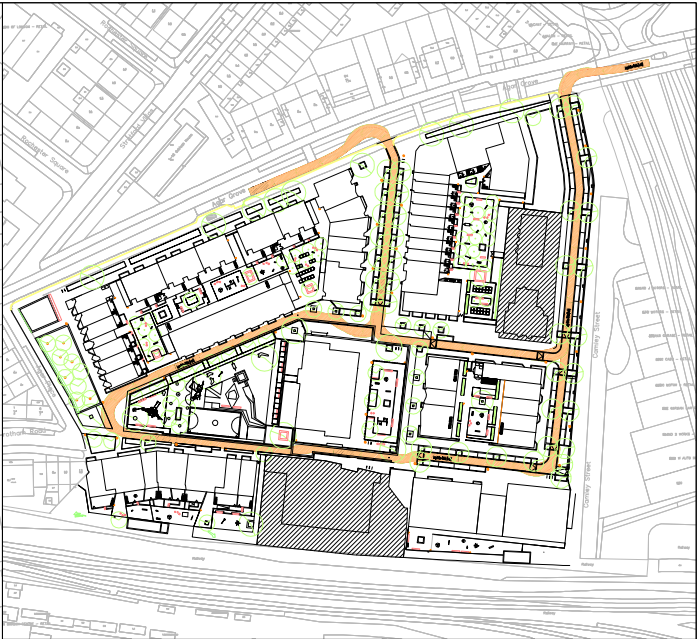
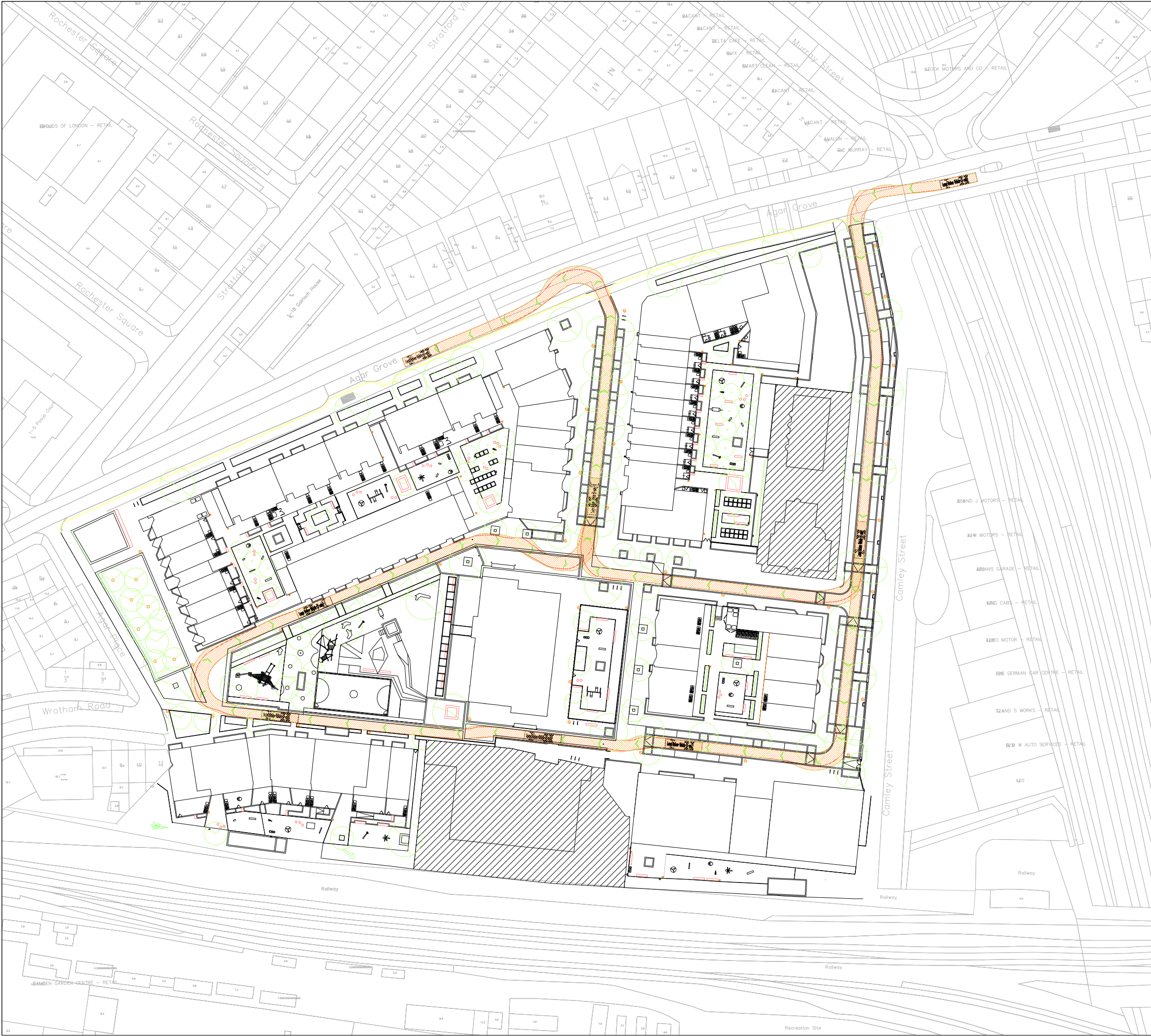


Appendix K Swept Path Diagrams



Large Refuse Vehicle (3 axle)
Overall Length 9.860m
Overall Width 2.450m
Overall Body Height 3.814m
Min Body Ground Clearance 0.366m
Track Width 2.450m
Lock to Lock Time 4.00s
Kerb to Kerb Turning Radius 9.500m

Mark	Revision	Drawn	Date	Chkd
------	----------	-------	------	------

SCALING NOTE: Do not scale from this drawing. If in doubt, ask.
UTILITIES NOTE: The position of any existing public or private sewers, utility services, plant or apparatus shown on this drawing is believed to be correct, but no warranty to this is expressed or implied. Other such plant or apparatus may also be present but not shown. The Contractor is therefore advised to undertake his own investigation where the presence of any existing sewers, services, plant or apparatus may affect his operations.

Drawing Issue Status

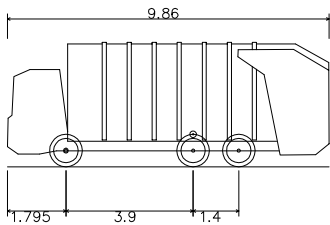
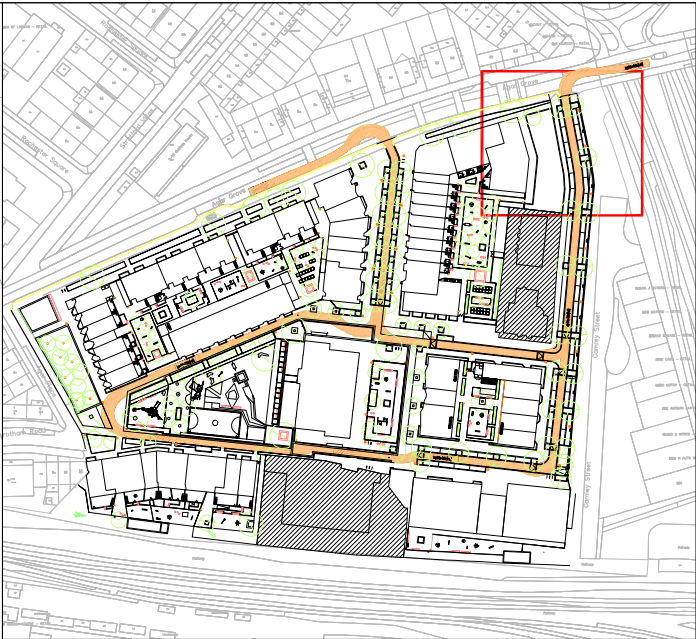
FOR INFORMATION

AGAR GROVE ESTATE, CAMDEN REFUSE VEHICLE SWEPT PATH ANALYSIS

Client
**LONDON BOROUGH
OF CAMDEN**

Date of 1st Issue 24/09/13	Drawn by CR
A3 Scale 1:200	Checked by MD
Drawing Number 28732/001/001	Revision -

pba
peterbrett
Offices throughout
the UK and Europe
www.peterbrett.com
© Peter Brett Associates LLP
LONDON
Tel: 020 7566 8600



Large Refuse Vehicle (3 axle)	
Overall Length	9.860m
Overall Width	2.450m
Overall Body Height	3.814m
Min Body Ground Clearance	0.366m
Track Width	2.450m
Lock to Lock Time	4.00s
Kerb to Kerb Turning Radius	9.500m

Mark	Revision	Drawn	Date Chkd

SCALING NOTE: Do not scale from this drawing. If in doubt, ask.
UTILITIES NOTE: The position of any existing public or private sewers, utility services, plant or apparatus shown on this drawing is believed to be correct, but no warranty to this is expressed or implied. Other such plant or apparatus may also be present but not shown. The Contractor is therefore advised to undertake his own investigation where the presence of any existing sewers, services, plant or apparatus may affect his operations.

Drawing Issue Status

FOR INFORMATION

AGAR GROVE ESTATE, CAMDEN

REFUSE VEHICLE SWEPT PATH ANALYSIS

Client

LONDON BOROUGH
OF CAMDEN

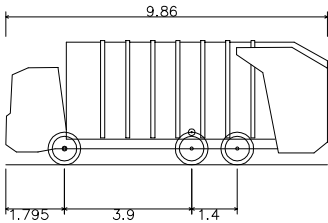
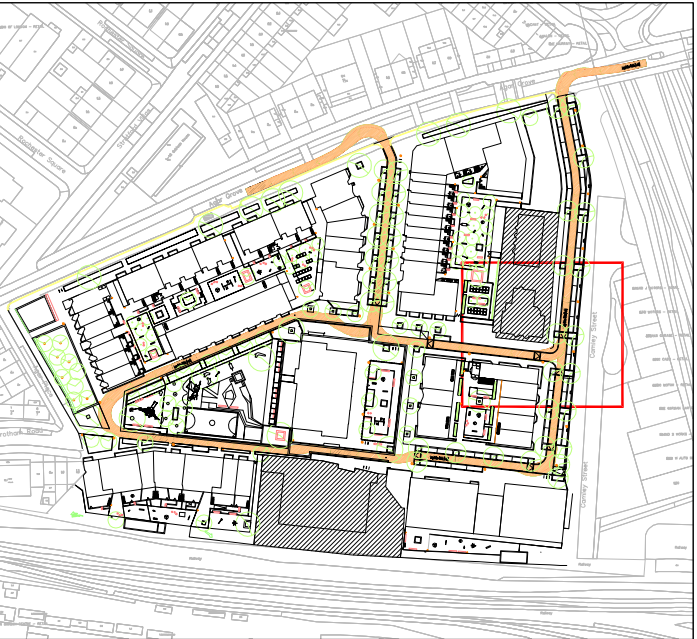
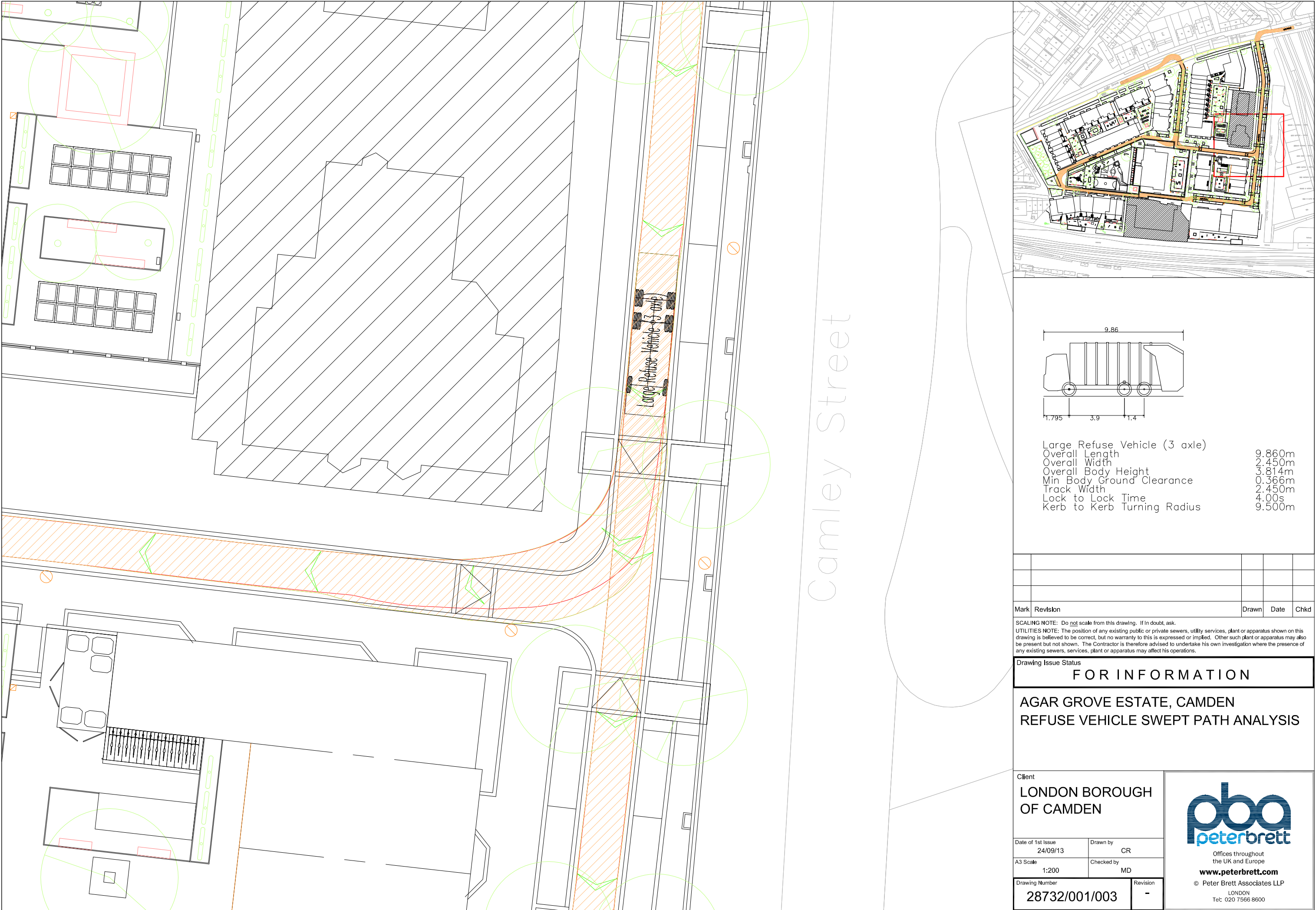
Date of 1st Issue	Drawn by
24/09/13	CR
A3 Scale	Checked by
1:200	MD
Drawing Number	Revision
28732/001/002	-

pba
peterbrett

Offices throughout
the UK and Europe

www.peterbrett.com

© Peter Brett Associates LLP
LONDON
Tel: 020 7566 8600



Large Refuse Vehicle (3 axle)	
Overall Length	9.860m
Overall Width	2.450m
Overall Body Height	3.814m
Min Body Ground Clearance	0.366m
Track Width	2.450m
Lock to Lock Time	4.00s
Kerb to Kerb Turning Radius	9.500m

Mark	Revision	Drawn	Date	Chkd

SCALING NOTE: Do not scale from this drawing. If in doubt, ask.
UTILITIES NOTE: The position of any existing public or private sewers, utility services, utility services, plant or apparatus shown on this drawing is believed to be correct, but no warranty to this is expressed or implied. Other such plant or apparatus may also be present but not shown. The Contractor is therefore advised to undertake his own investigation where the presence of any existing sewers, services, plant or apparatus may affect his operations.

Drawing Issue Status

FOR INFORMATION

AGAR GROVE ESTATE, CAMDEN

REFUSE VEHICLE SWEPT PATH ANALYSIS

Client

LONDON BOROUGH
OF CAMDEN

Date of 1st Issue	Drawn by
24/09/13	CR
A3 Scale	Checked by
1:200	MD
Drawing Number	Revision
28732/001/003	-

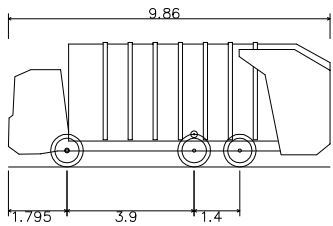
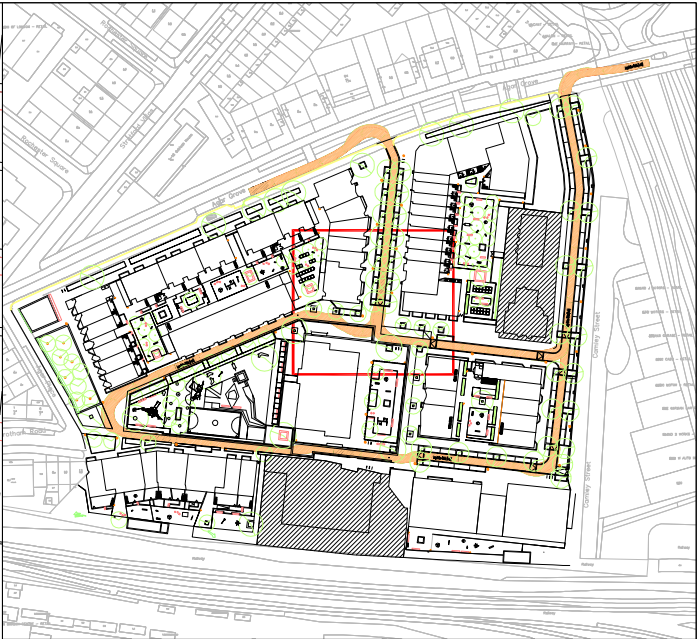
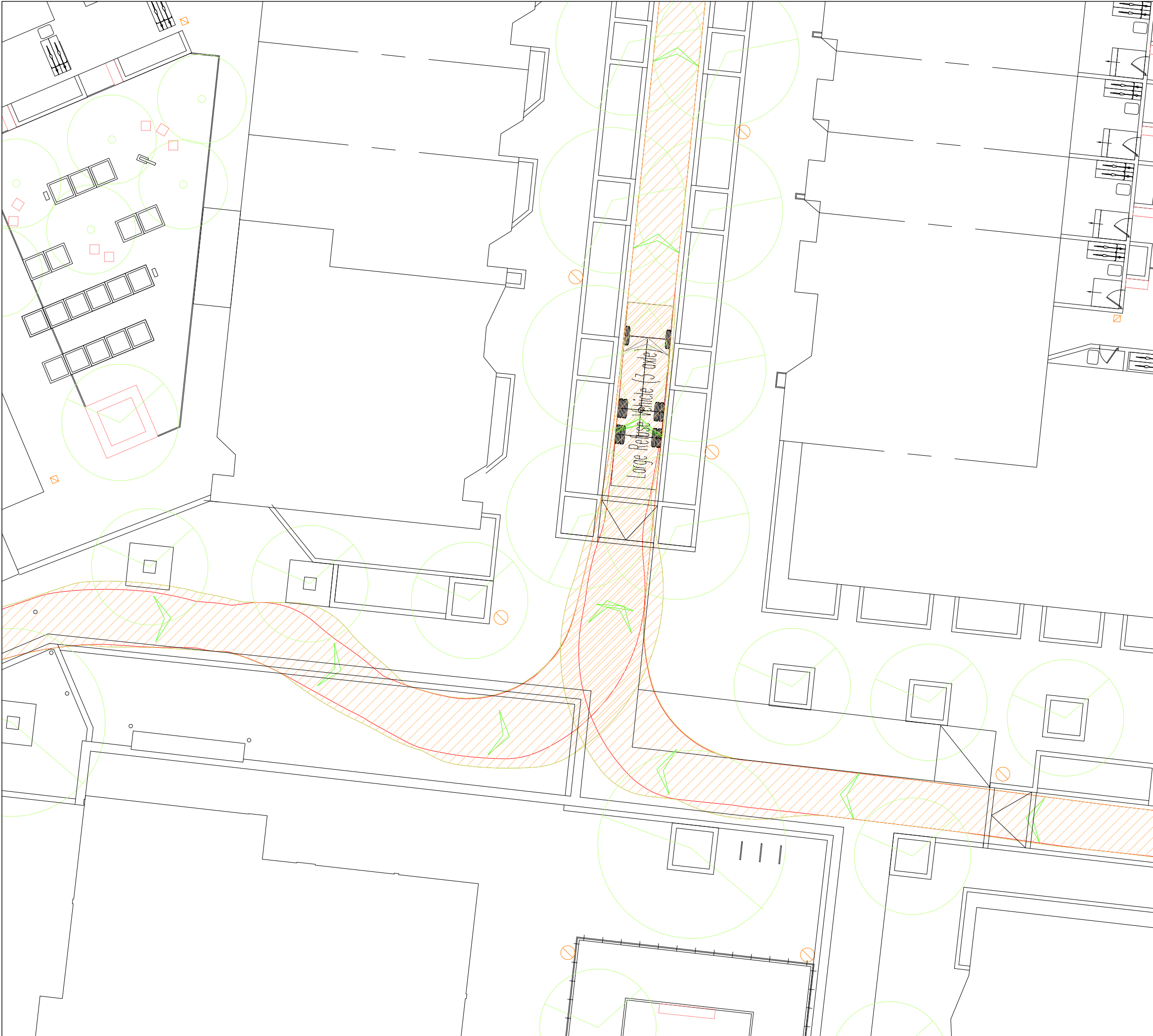
pba
peterbrett

Offices throughout
the UK and Europe

www.peterbrett.com

© Peter Brett Associates LLP

LONDON
Tel: 020 7566 8600



Large Refuse Vehicle (3 axle)	
Overall Length	9.860m
Overall Width	2.450m
Overall Body Height	3.814m
Min Body Ground Clearance	0.366m
Track Width	2.450m
Lock to Lock Time	4.00s
Kerb to Kerb Turning Radius	9.500m

Mark	Revision	Drawn	Date	Chkd
------	----------	-------	------	------

SCALING NOTE: Do not scale from this drawing. If in doubt, ask.
UTILITIES NOTE: The position of any existing public or private sewers, utility services, plant or apparatus shown on this drawing is believed to be correct, but no warranty to this is expressed or implied. Other such plant or apparatus may also be present but not shown. The Contractor is therefore advised to undertake his own investigation where the presence of any existing sewers, services, plant or apparatus may affect his operations.

Drawing Issue Status

FOR INFORMATION

AGAR GROVE ESTATE, CAMDEN

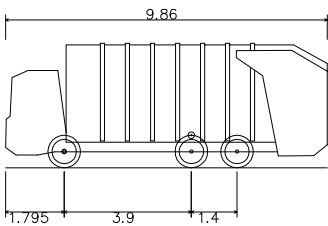
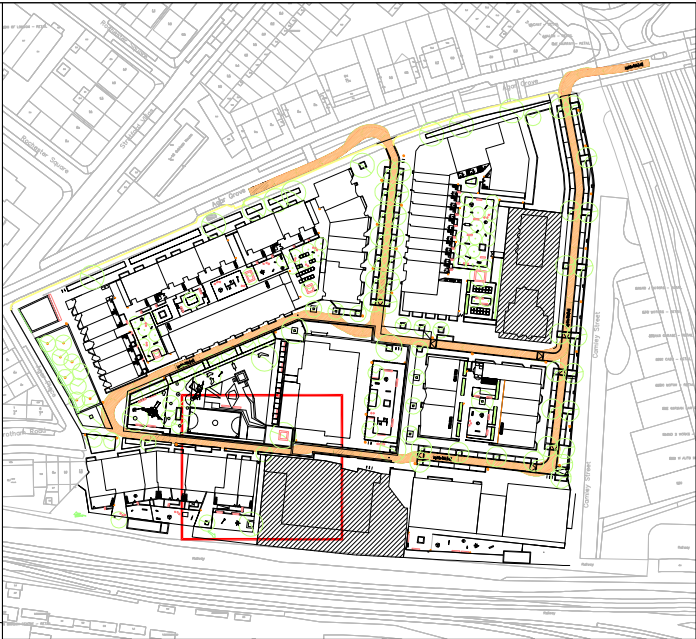
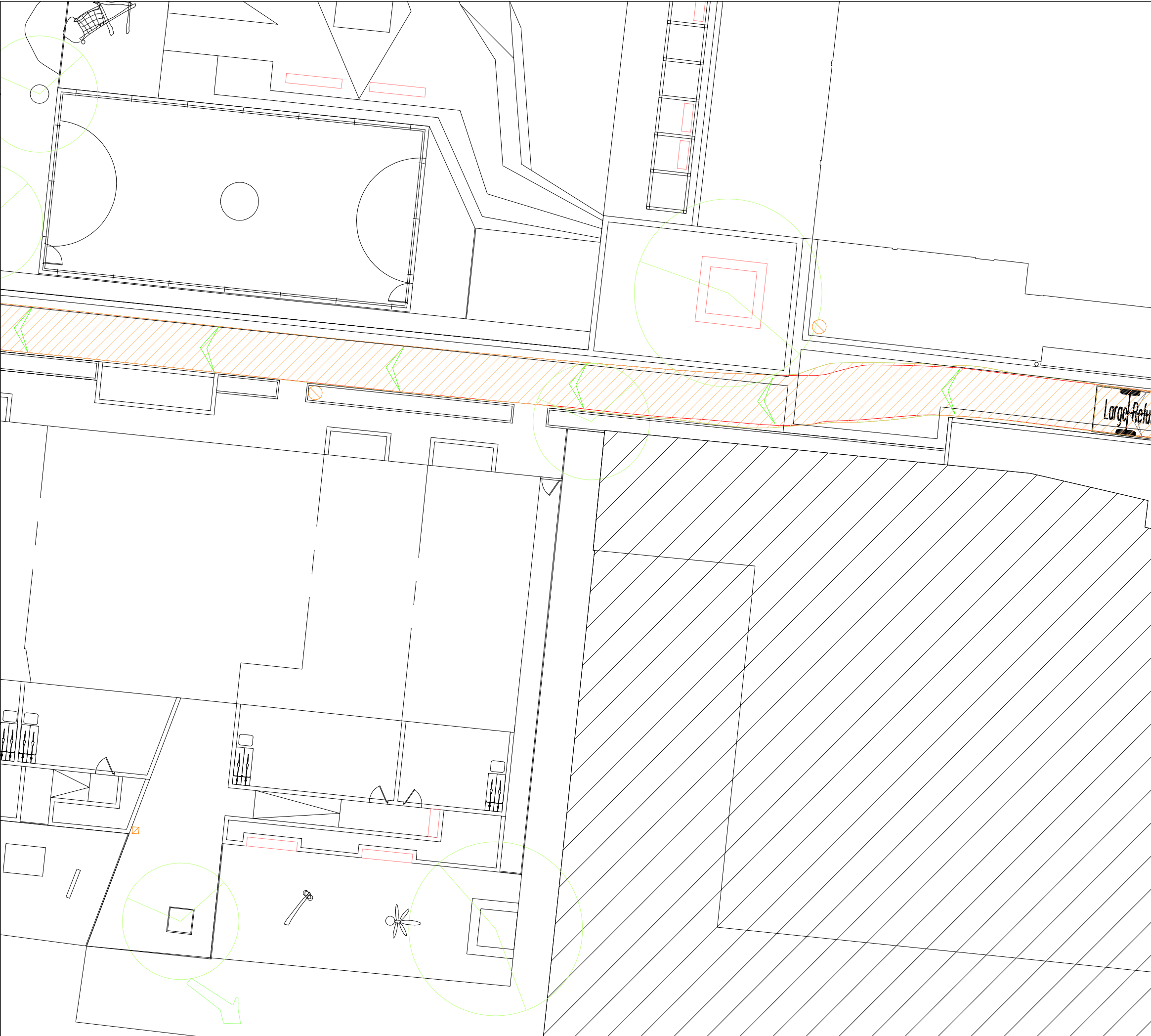
REFUSE VEHICLE SWEEP PATH ANALYSIS

Client
LONDON BOROUGH
OF CAMDEN

Date of 1st Issue 24/09/13	Drawn by CR
A3 Scale 1:200	Checked by MD
Drawing Number 28732/001/004	Revision -



Offices throughout
the UK and Europe
www.peterbrett.com
© Peter Brett Associates LLP
LONDON
Tel: 020 7566 8600



Large Refuse Vehicle (3 axle)	
Overall Length	9.860m
Overall Width	2.450m
Overall Body Height	3.814m
Min Body Ground Clearance	0.366m
Track Width	2.450m
Lock to Lock Time	4.00s
Kerb to Kerb Turning Radius	9.500m

Mark	Revision	Drawn	Date Chkd

SCALING NOTE: Do not scale from this drawing. If in doubt, ask.
UTILITIES NOTE: The position of any existing public or private sewers, utility services, plant or apparatus shown on this drawing is believed to be correct, but no warranty to this is expressed or implied. Other such plant or apparatus may also be present but not shown. The Contractor is therefore advised to undertake his own investigation where the presence of any existing sewers, services, plant or apparatus may affect his operations.

Drawing Issue Status

FOR INFORMATION

AGAR GROVE ESTATE, CAMDEN

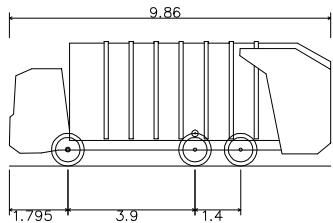
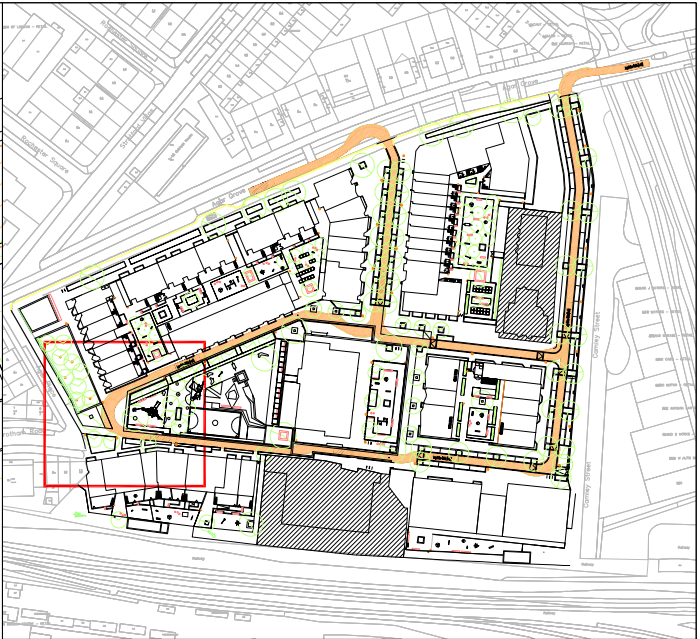
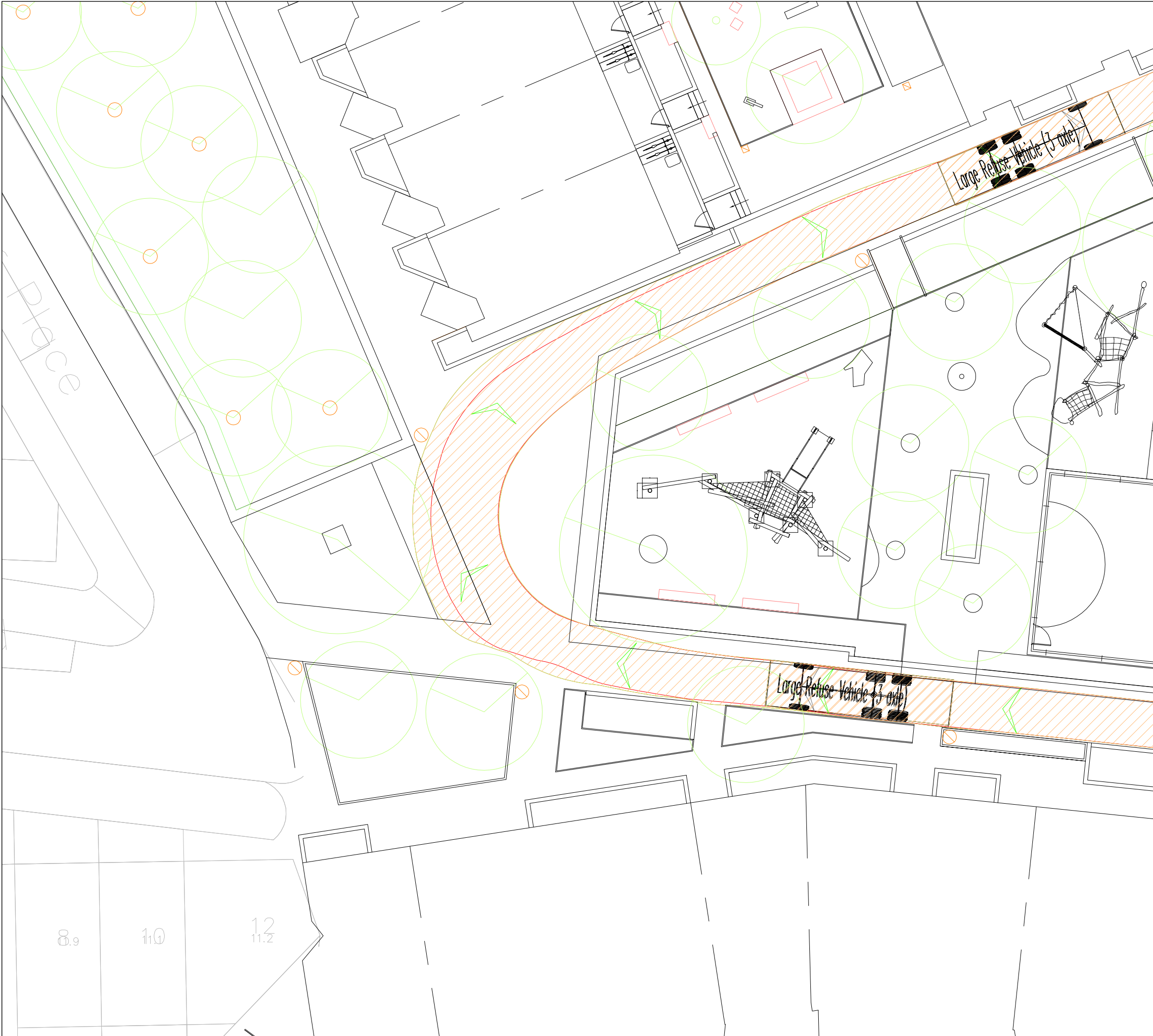
REFUSE VEHICLE SWEPT PATH ANALYSIS

Client
LONDON BOROUGH
OF CAMDEN

Date of 1st Issue 24/09/13	Drawn by CR
A3 Scale 1:200	Checked by MD
Drawing Number 28732/001/005	Revision -



Offices throughout
the UK and Europe
www.peterbrett.com
© Peter Brett Associates LLP
LONDON
Tel: 020 7566 8600



Large Refuse Vehicle (3 axle)	
Overall Length	9.860m
Overall Width	2.450m
Overall Body Height	3.814m
Min Body Ground Clearance	0.366m
Track Width	2.450m
Lock to Lock Time	4.00s
Kerb to Kerb Turning Radius	9.500m

Mark	Revision	Drawn	Date	Chkd
------	----------	-------	------	------

SCALING NOTE: Do not scale from this drawing. If in doubt, ask.
UTILITIES NOTE: The position of any existing public or private sewers, utility services, plant or apparatus shown on this drawing is believed to be correct, but no warranty to this is expressed or implied. Other such plant or apparatus may also be present but not shown. The Contractor is therefore advised to undertake his own investigation where the presence of any existing sewers, services, plant or apparatus may affect his operations.

Drawing Issue Status

FOR INFORMATION

AGAR GROVE ESTATE, CAMDEN
REFUSE VEHICLE SWEPT PATH ANALYSIS

Client
**LONDON BOROUGH
OF CAMDEN**

Date of 1st Issue
24/09/13

Drawn by
CR

A3 Scale
1:200

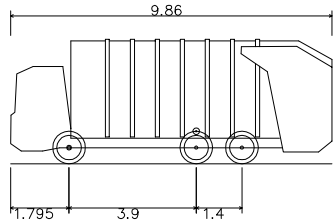
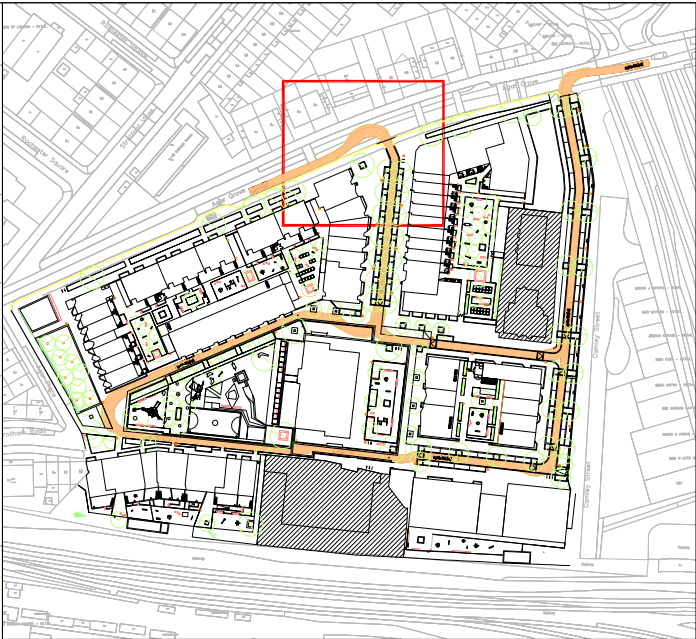
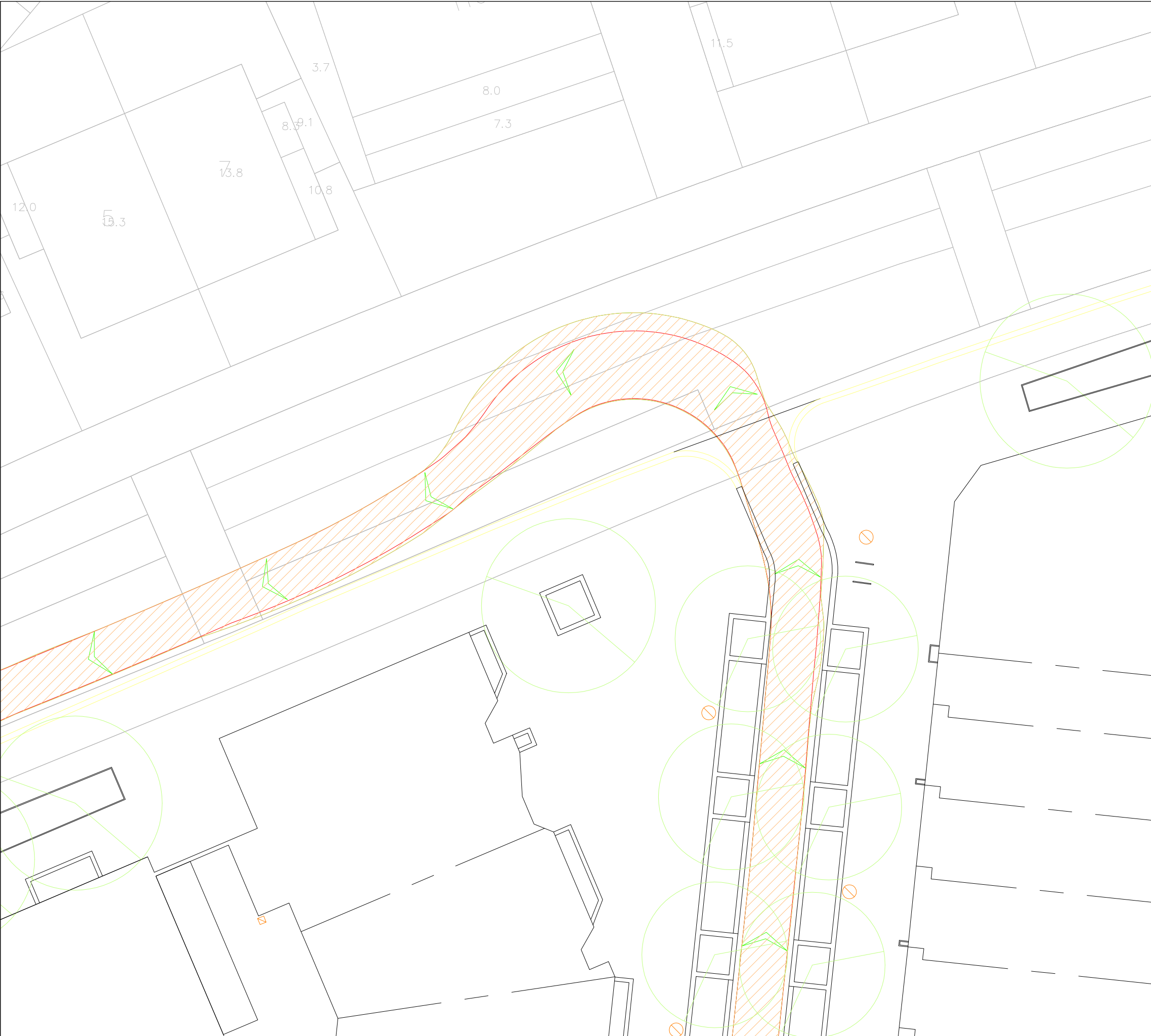
Checked by
MD

Drawing Number
28732/001/006

Revision
-

pba
peterbrett

Offices throughout
the UK and Europe
www.peterbrett.com
© Peter Brett Associates LLP
LONDON
Tel: 020 7566 8600



Large Refuse Vehicle (3 axle)
Overall Length 9.860m
Overall Width 2.450m
Overall Body Height 3.814m
Min Body Ground Clearance 0.366m
Track Width 2.450m
Lock to Lock Time 4.00s
Kerb to Kerb Turning Radius 9.500m

Mark	Revision	Drawn	Date	Chkd
------	----------	-------	------	------

SCALING NOTE: Do not scale from this drawing. If in doubt, ask.
UTILITIES NOTE: The position of any existing public or private sewers, utility services, plant or apparatus shown on this drawing is believed to be correct, but no warranty to this is expressed or implied. Other such plant or apparatus may also be present but not shown. The Contractor is therefore advised to undertake his own investigation where the presence of any existing sewers, services, plant or apparatus may affect his operations.

Drawing Issue Status

FOR INFORMATION

AGAR GROVE ESTATE, CAMDEN
REFUSE VEHICLE SWEPT PATH ANALYSIS

Client
**LONDON BOROUGH
OF CAMDEN**

Date of 1st Issue 24/09/13

Drawn by CR

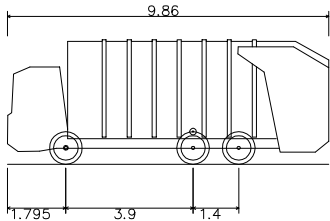
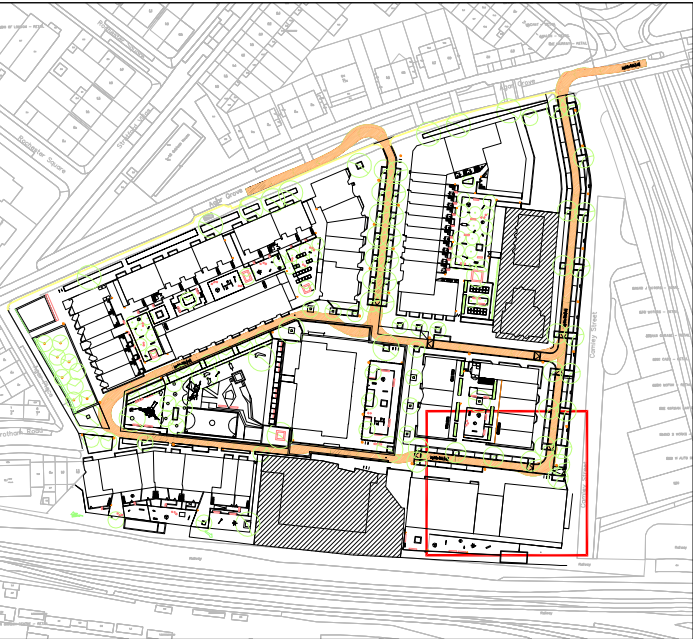
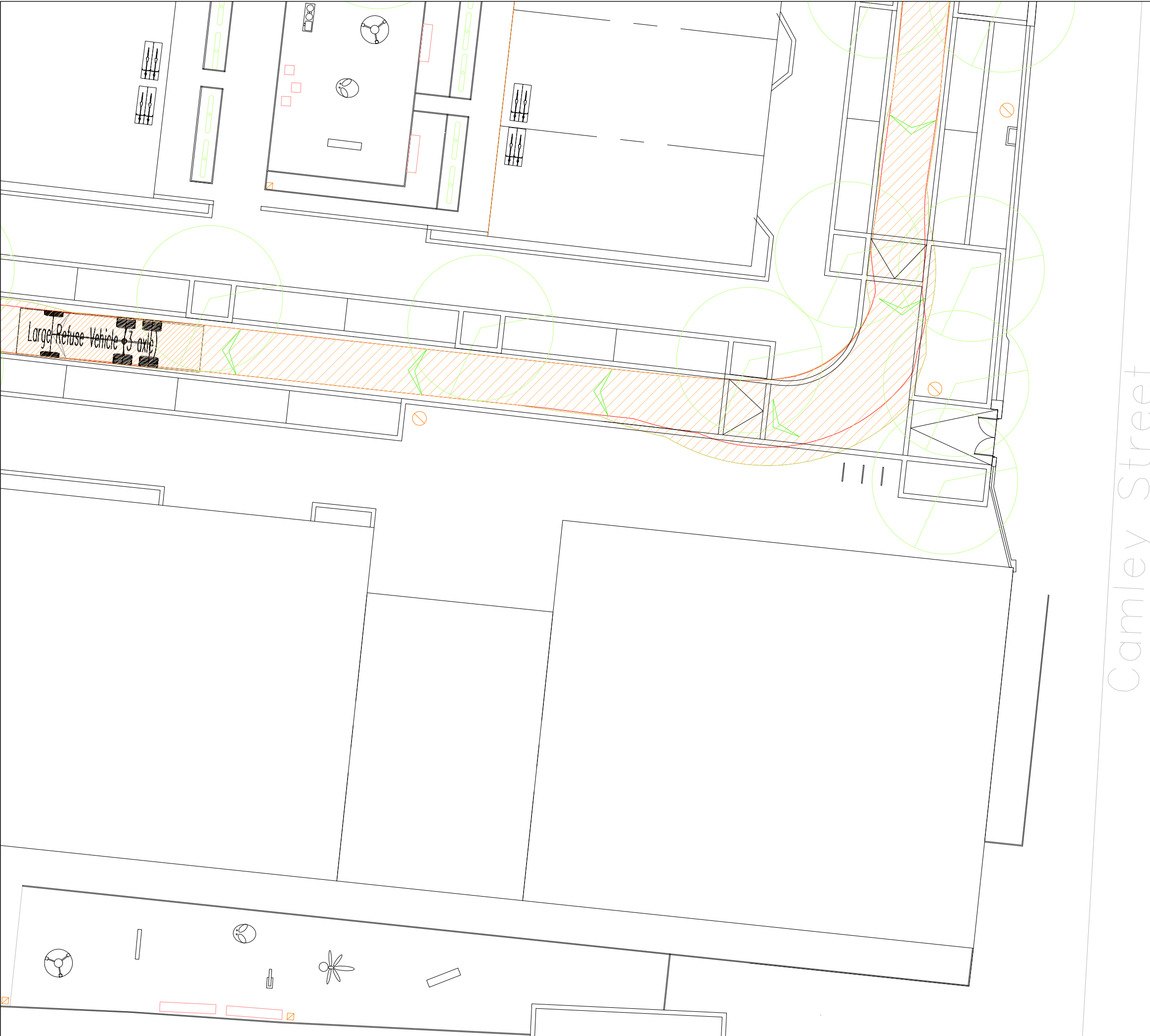
A3 Scale 1:200

Checked by MD

Drawing Number
28732/001/007

Revision
-

pba
peterbrett
Offices throughout
the UK and Europe
www.peterbrett.com
© Peter Brett Associates LLP
LONDON
Tel: 020 7566 8600



Large Refuse Vehicle (3 axle)	9.860m
Overall Length	2.450m
Overall Width	3.814m
Overall Body Height	0.366m
Min Body Ground Clearance	2.450m
Track Width	4.00s
Lock to Lock Time	9.500m
Kerb to Kerb Turning Radius	

Mark	Revision	Drawn	Date Chkd

SCALING NOTE: Do not scale from this drawing. If in doubt, ask.
UTILITIES NOTE: The position of any existing public or private sewers, utility services, plant or apparatus shown on this drawing is believed to be correct, but no warranty to this is expressed or implied. Other such plant or apparatus may also be present but not shown. The Contractor is therefore advised to undertake his own investigation where the presence of any existing sewers, services, plant or apparatus may affect his operations.

Drawing Issue Status

FOR INFORMATION

AGAR GROVE ESTATE, CAMDEN

REFUSE VEHICLE SWEPT PATH ANALYSIS

Client

LONDON BOROUGH OF CAMDEN

Date of 1st Issue	Drawn by
24/09/13	CR
A3 Scale	Checked by
1:200	MD
Drawing Number	Revision
28732/001/008	-

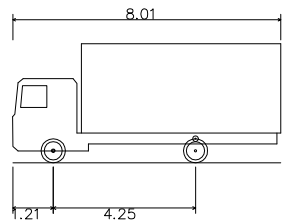
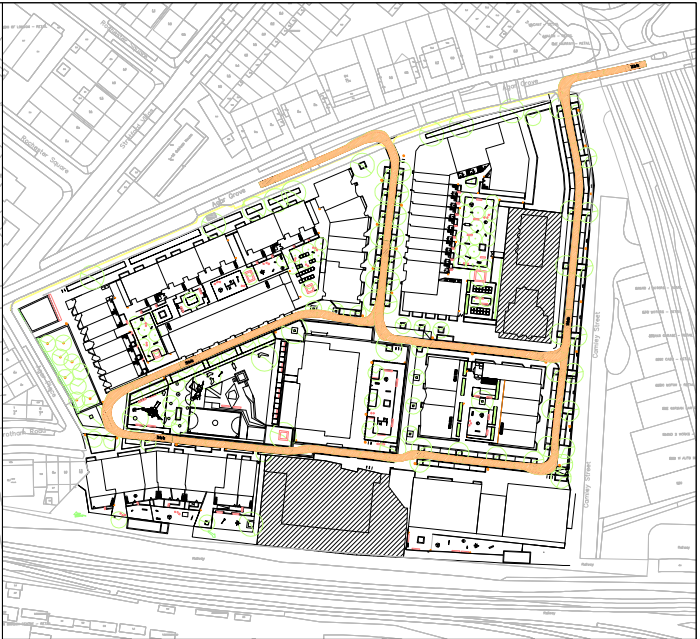
pba
peterbrett

Offices throughout
the UK and Europe

www.peterbrett.com

© Peter Brett Associates LLP

LONDON
Tel: 020 7566 8600



7.5t Box Van	8.010m
Overall Length	2.100m
Overall Width	3.556m
Overall Body Height	0.351m
Min Body Ground Clearance	2.064m
Track Width	4.00s
Lock to Lock Time	7.400m
Kerb to Kerb Turning Radius	

Mark	Revision	Drawn	Date	Chkd
------	----------	-------	------	------

SCALING NOTE: Do not scale from this drawing. If in doubt, ask.
UTILITIES NOTE: The position of any existing public or private sewers, utility services, plant or apparatus shown on this drawing is believed to be correct, but no warranty to this is expressed or implied. Other such plant or apparatus may also be present but not shown. The Contractor is therefore advised to undertake his own investigation where the presence of any existing sewers, services, plant or apparatus may affect his operations.

FOR INFORMATION

AGAR GROVE ESTATE, CAMDEN 7.5T BOX VAN SWEEP PATH ANALYSIS

Client
**LONDON BOROUGH
OF CAMDEN**

Date of 1st Issue
24/09/13

Drawn by
CR

A3 Scale
1:1000

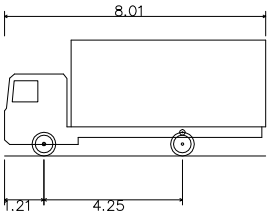
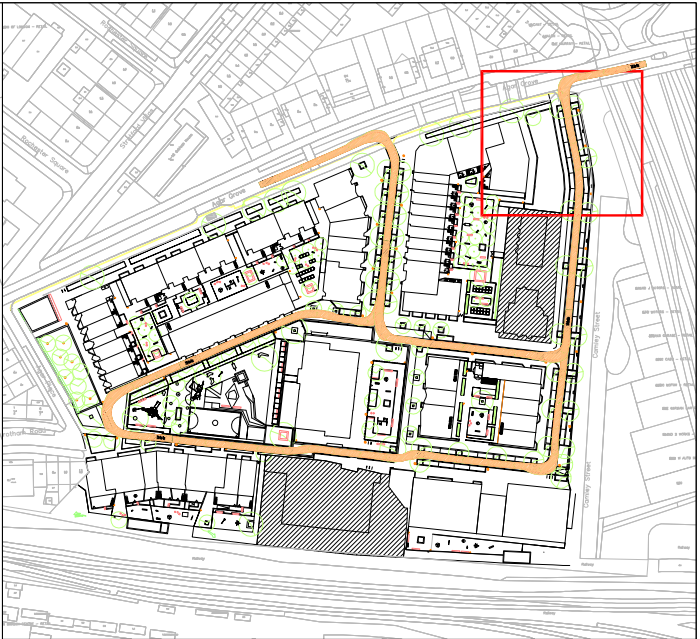
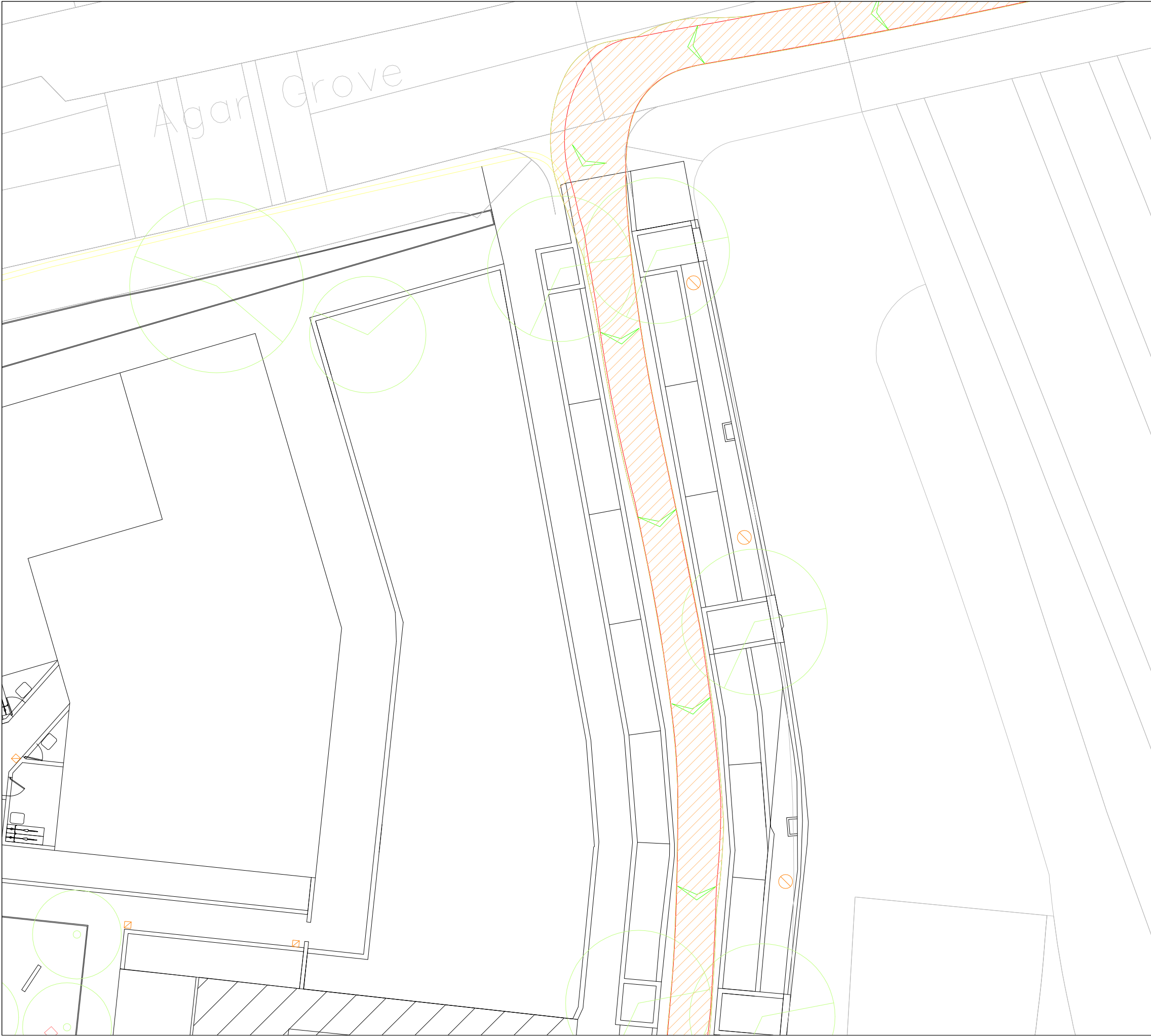
Checked by
MD

Drawing Number
28732/001/009

Revision
-



Offices throughout
the UK and Europe
www.peterbrett.com
© Peter Brett Associates LLP
LONDON
Tel: 020 7566 8600



7.5t Box Van	8.010m
Overall Length	2.100m
Overall Width	3.556m
Overall Body Height	0.351m
Min Body Ground Clearance	2.064m
Track Width	4.00s
Lock to Lock Time	7.400m
Kerb to Kerb Turning Radius	

Mark	Revision	Drawn	Date Chkd

SCALING NOTE: Do not scale from this drawing. If in doubt, ask.
UTILITIES NOTE: The position of any existing public or private sewers, utility services, plant or apparatus shown on this drawing is believed to be correct, but no warranty to this is expressed or implied. Other such plant or apparatus may also be present but not shown. The Contractor is therefore advised to undertake his own investigation where the presence of any existing sewers, services, plant or apparatus may affect his operations.

Drawing Issue Status

FOR INFORMATION

AGAR GROVE ESTATE, CAMDEN

7.5T BOX VAN SWEEP PATH ANALYSIS

Client

LONDON BOROUGH
OF CAMDEN

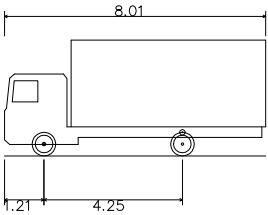
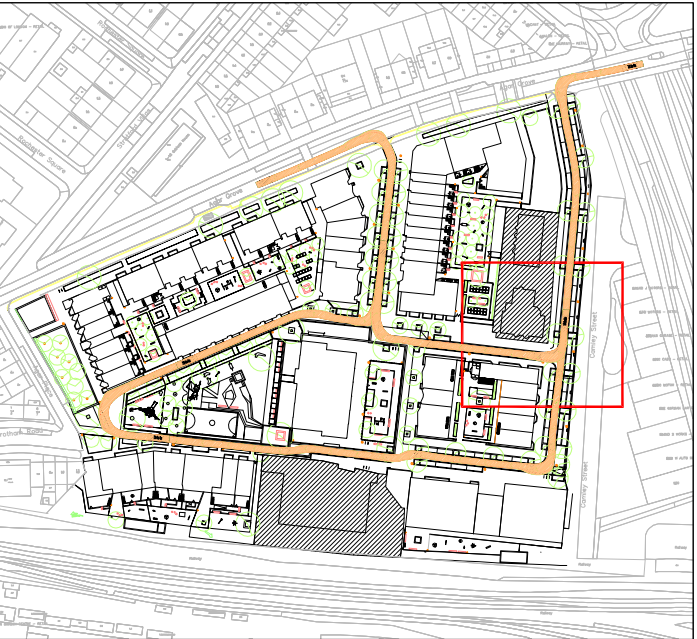
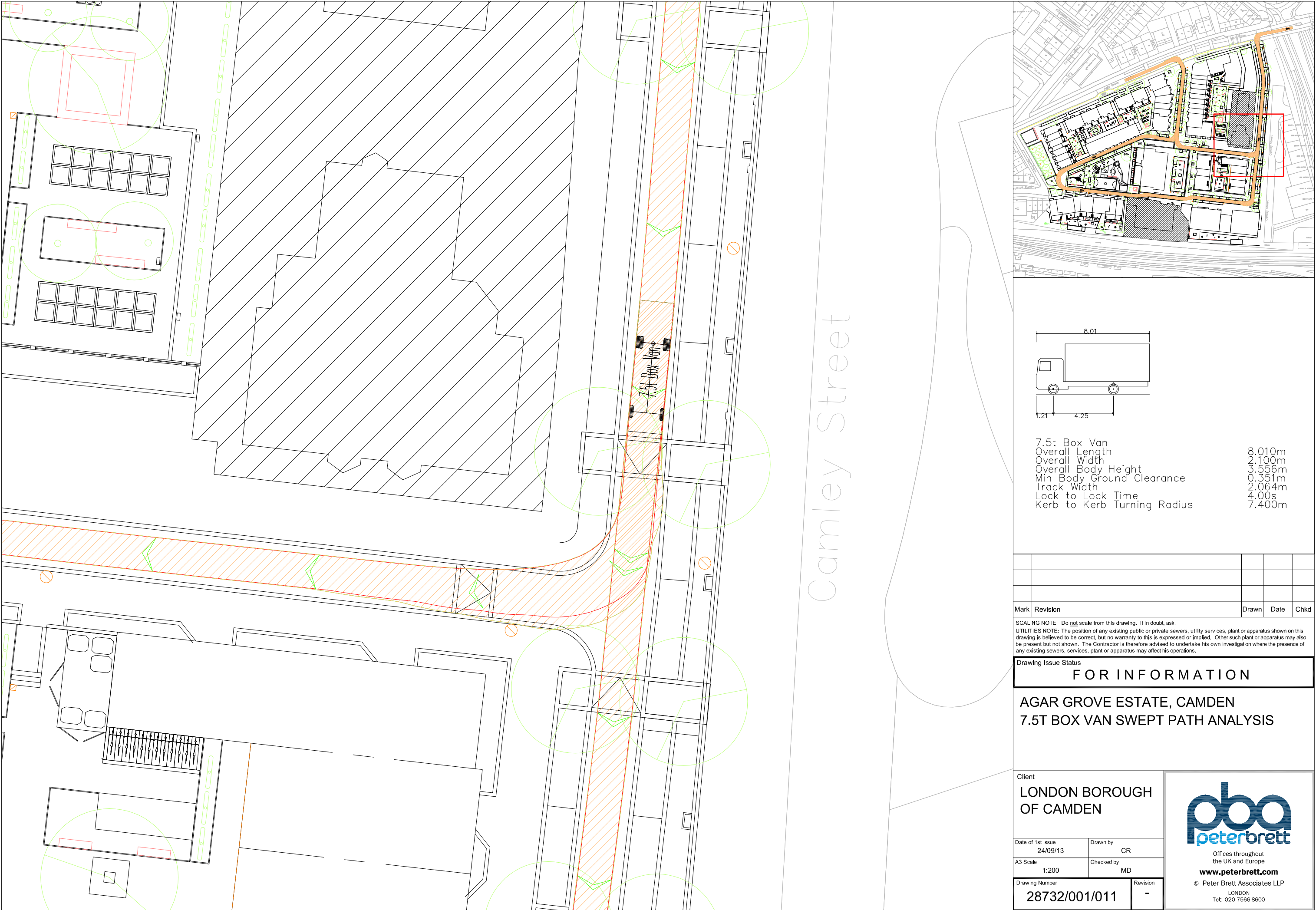
Date of 1st Issue	Drawn by
24/09/13	CR
A3 Scale	Checked by
1:200	MD
Drawing Number	Revision
28732/001/010	-

pba
peterbrett

Offices throughout
the UK and Europe

www.peterbrett.com

© Peter Brett Associates LLP
LONDON
Tel: 020 7566 8600



7.5t Box Van	8.010m
Overall Length	2.100m
Overall Width	3.556m
Overall Body Height	0.351m
Min Body Ground Clearance	2.064m
Track Width	4.00s
Lock to Lock Time	7.400m
Kerb to Kerb Turning Radius	

Mark	Revision	Drawn	Date	Chkd

SCALING NOTE: Do not scale from this drawing. If in doubt, ask.
UTILITIES NOTE: The position of any existing public or private sewers, utility services, utility services, plant or apparatus shown on this drawing is believed to be correct, but no warranty to this is expressed or implied. Other such plant or apparatus may also be present but not shown. The Contractor is therefore advised to undertake his own investigation where the presence of any existing sewers, services, plant or apparatus may affect his operations.

Drawing Issue Status

FOR INFORMATION

AGAR GROVE ESTATE, CAMDEN

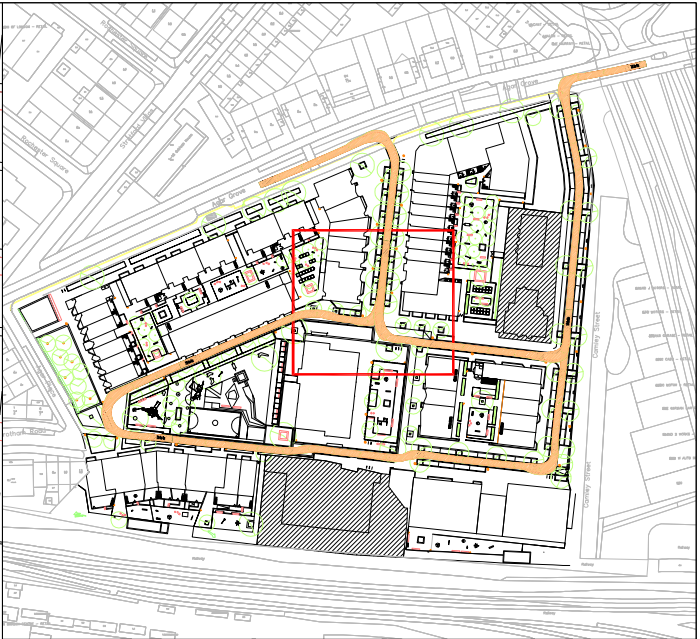
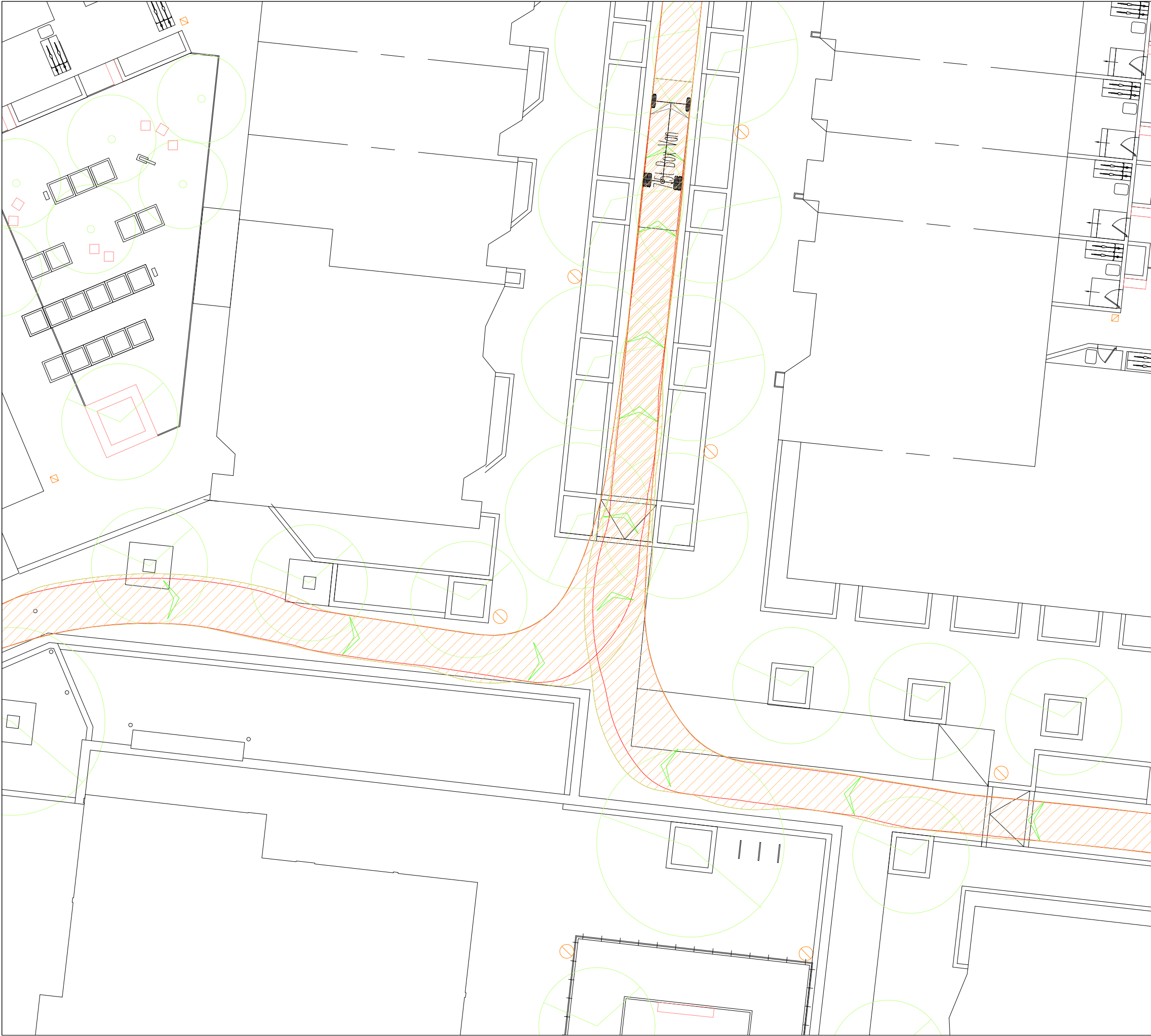
7.5T BOX VAN SWEEP PATH ANALYSIS

Client
**LONDON BOROUGH
OF CAMDEN**

Date of 1st Issue 24/09/13	Drawn by CR
A3 Scale 1:200	Checked by MD
Drawing Number 28732/001/011	Revision -

pba
peterbrett

Offices throughout
the UK and Europe
www.peterbrett.com
© Peter Brett Associates LLP
LONDON
Tel: 020 7566 8600



7.5t Box Van	8.010m
Overall Length	2.100m
Overall Width	3.556m
Overall Body Height	0.351m
Min Body Ground Clearance	2.064m
Track Width	4.00s
Lock to Lock Time	7.400m
Kerb to Kerb Turning Radius	

Mark	Revision	Drawn	Date	Chkd

SCALING NOTE: Do not scale from this drawing. If in doubt, ask.
UTILITIES NOTE: The position of any existing public or private sewers, utility services, plant or apparatus shown on this drawing is believed to be correct, but no warranty to this is expressed or implied. Other such plant or apparatus may also be present but not shown. The Contractor is therefore advised to undertake his own investigation where the presence of any existing sewers, services, plant or apparatus may affect his operations.

Drawing Issue Status

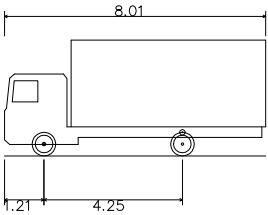
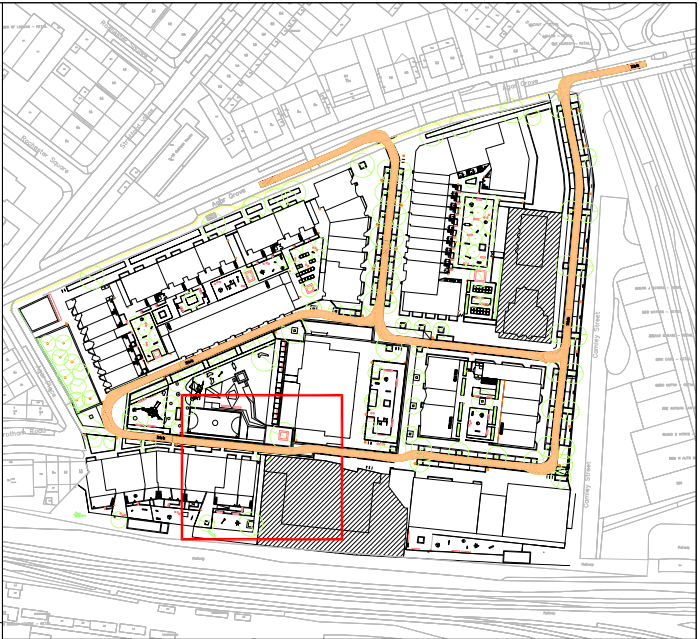
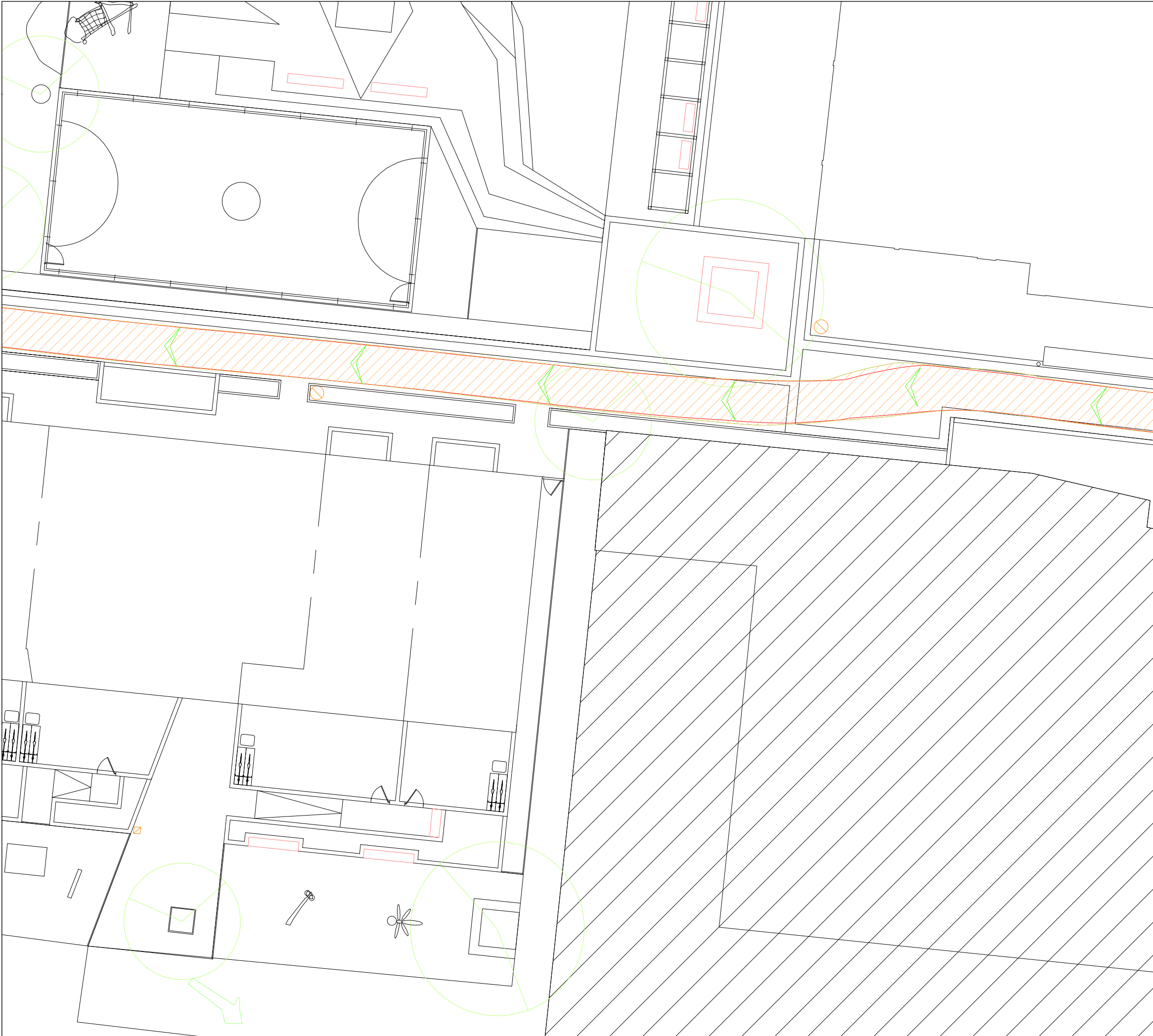
FOR INFORMATION

AGAR GROVE ESTATE, CAMDEN

7.5T BOX VAN SWEEP PATH ANALYSIS

Client	
LONDON BOROUGH OF CAMDEN	
Date of 1st Issue	Drawn by
24/09/13	CR
A3 Scale	Checked by
1:200	MD
Drawing Number	Revision
28732/001/012	-


Offices throughout the UK and Europe
www.peterbrett.com
© Peter Brett Associates LLP
LONDON
Tel: 020 7566 8600



7.5t Box Van	8.010m
Overall Length	2.100m
Overall Width	3.556m
Overall Body Height	0.351m
Min Body Ground Clearance	2.064m
Track Width	4.00s
Lock to Lock Time	7.400m
Kerb to Kerb Turning Radius	

Mark	Revision	Drawn	Date Chkd

SCALING NOTE: Do not scale from this drawing. If in doubt, ask.
UTILITIES NOTE: The position of any existing public or private sewers, utility services, plant or apparatus shown on this drawing is believed to be correct, but no warranty to this is expressed or implied. Other such plant or apparatus may also be present but not shown. The Contractor is therefore advised to undertake his own investigation where the presence of any existing sewers, services, plant or apparatus may affect his operations.

Drawing Issue Status

FOR INFORMATION

AGAR GROVE ESTATE, CAMDEN

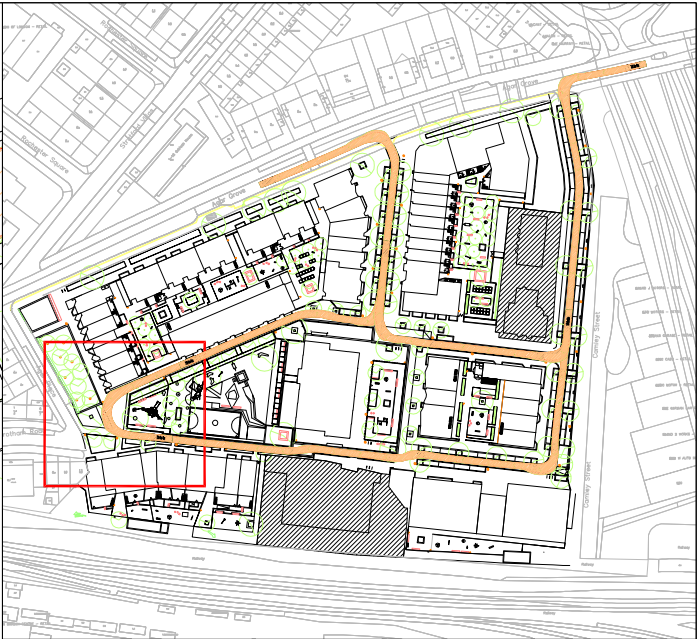
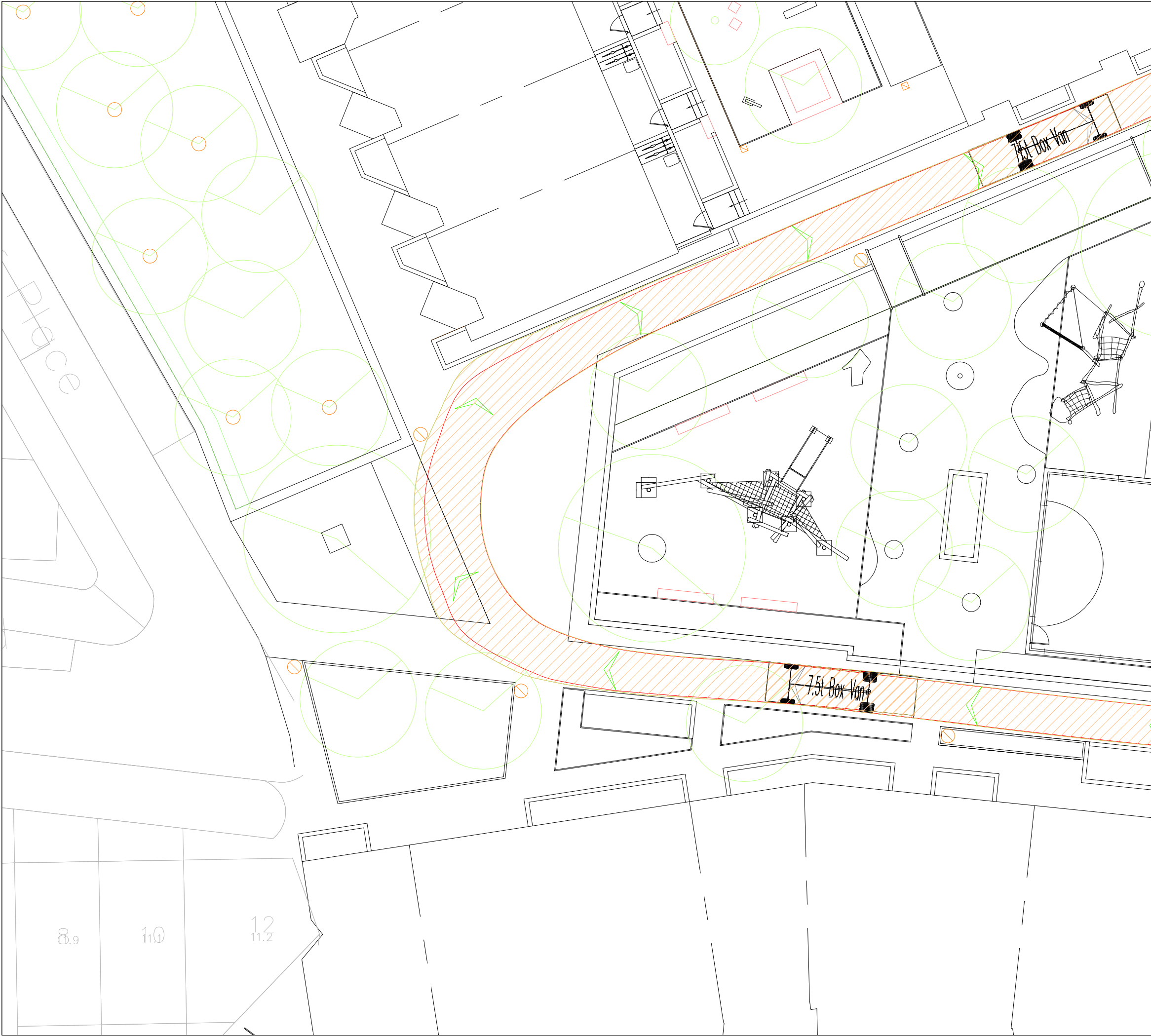
7.5T BOX VAN SWEEP PATH ANALYSIS

Client
LONDON BOROUGH
OF CAMDEN

Date of 1st Issue 24/09/13	Drawn by CR
A3 Scale 1:200	Checked by MD
Drawing Number 28732/001/013	Revision -



Offices throughout
the UK and Europe
www.peterbrett.com
© Peter Brett Associates LLP
LONDON
Tel: 020 7566 8600



7.5t Box Van	8.010m
Overall Length	2.100m
Overall Width	3.556m
Overall Body Height	0.351m
Min Body Ground Clearance	2.064m
Track Width	4.00s
Lock to Lock Time	7.400m
Kerb to Kerb Turning Radius	

Mark	Revision	Drawn	Date	Chkd

SCALING NOTE: Do not scale from this drawing. If in doubt, ask.
UTILITIES NOTE: The position of any existing public or private sewers, utility services, plant or apparatus shown on this drawing is believed to be correct, but no warranty to this is expressed or implied. Other such plant or apparatus may also be present but not shown. The Contractor is therefore advised to undertake his own investigation where the presence of any existing sewers, services, plant or apparatus may affect his operations.

Drawing Issue Status

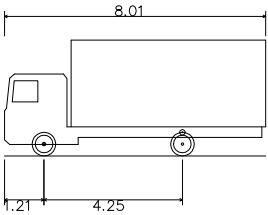
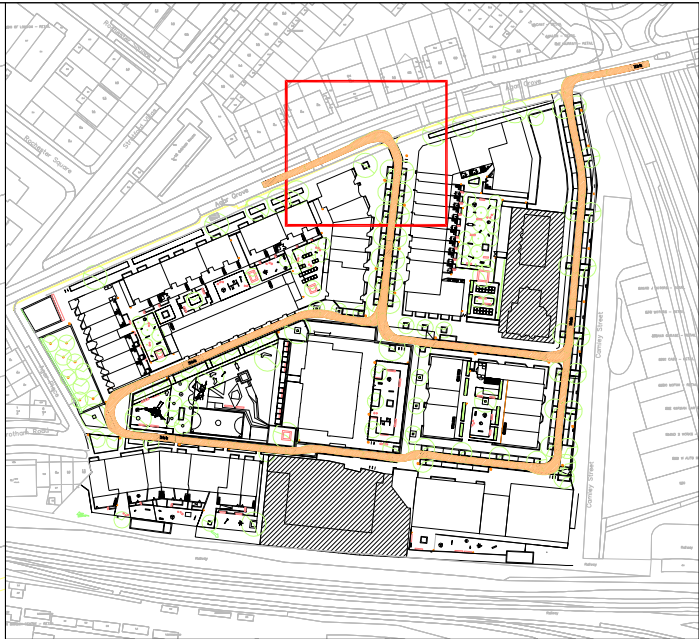
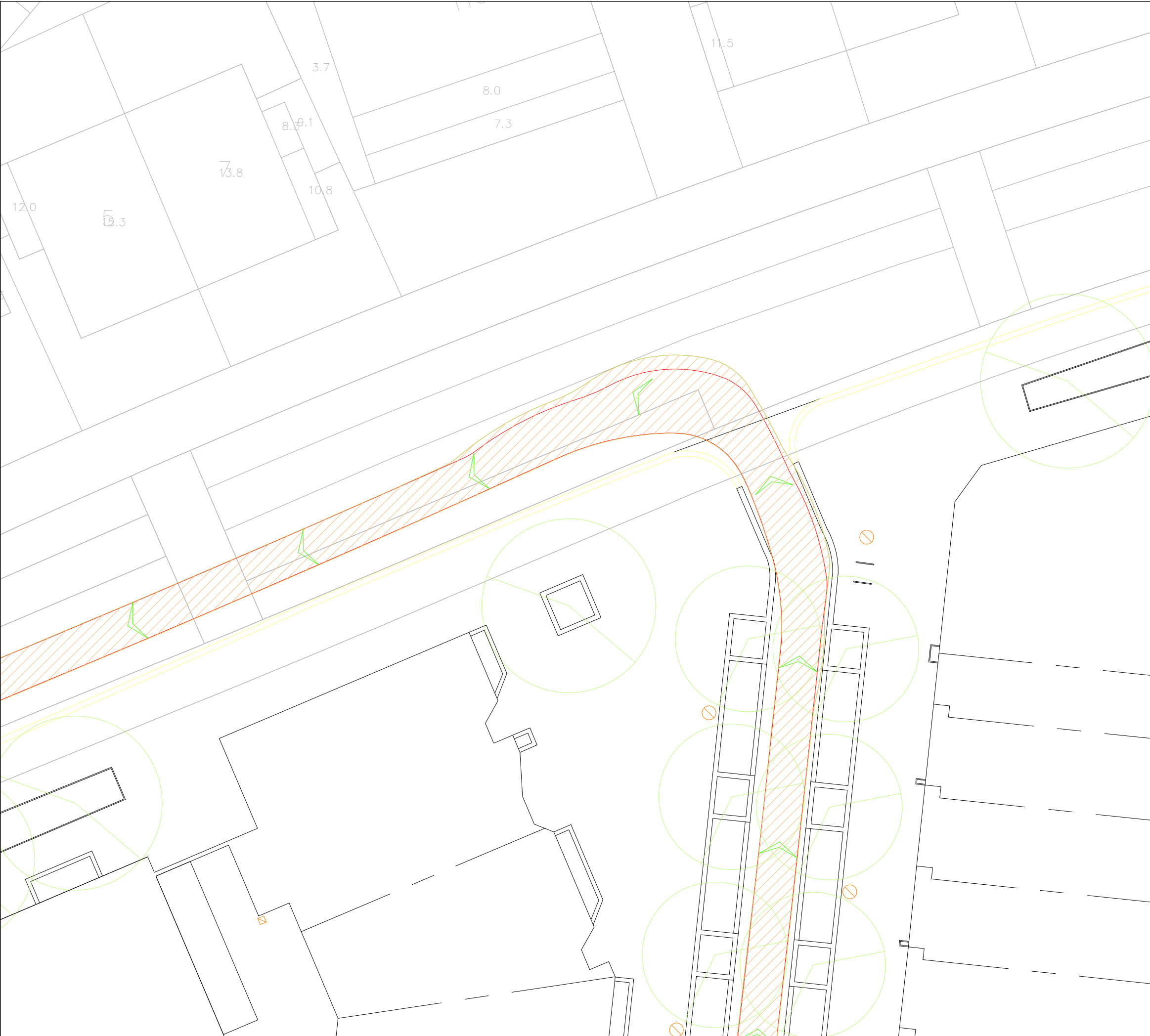
FOR INFORMATION

AGAR GROVE ESTATE, CAMDEN

7.5T BOX VAN SWEEP PATH ANALYSIS

Client	
LONDON BOROUGH OF CAMDEN	
Date of 1st Issue	Drawn by
24/09/13	CR
A3 Scale	Checked by
1:200	MD
Drawing Number	Revision
28732/001/014	-

Offices throughout the UK and Europe
www.peterbrett.com
© Peter Brett Associates LLP
LONDON
Tel: 020 7566 8600



7.5t Box Van	8.010m
Overall Length	2.100m
Overall Width	3.556m
Overall Body Height	0.351m
Min Body Ground Clearance	2.064m
Track Width	4.00s
Lock to Lock Time	7.400m
Kerb to Kerb Turning Radius	

Mark	Revision	Drawn	Date	Chkd

SCALING NOTE: Do not scale from this drawing. If in doubt, ask.
UTILITIES NOTE: The position of any existing public or private sewers, utility services, plant or apparatus shown on this drawing is believed to be correct, but no warranty to this is expressed or implied. Other such plant or apparatus may also be present but not shown. The Contractor is therefore advised to undertake his own investigation where the presence of any existing sewers, services, plant or apparatus may affect his operations.

Drawing Issue Status

FOR INFORMATION

AGAR GROVE ESTATE, CAMDEN

7.5T BOX VAN BSWEPT PATH ANALYSIS

Client
**LONDON BOROUGH
OF CAMDEN**

Date of 1st Issue
24/09/13

Drawn by
CR

A3 Scale
1:200

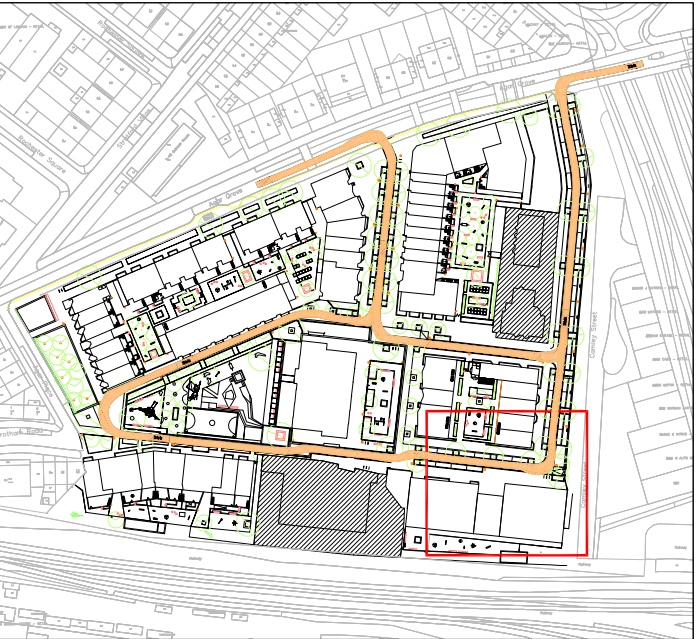
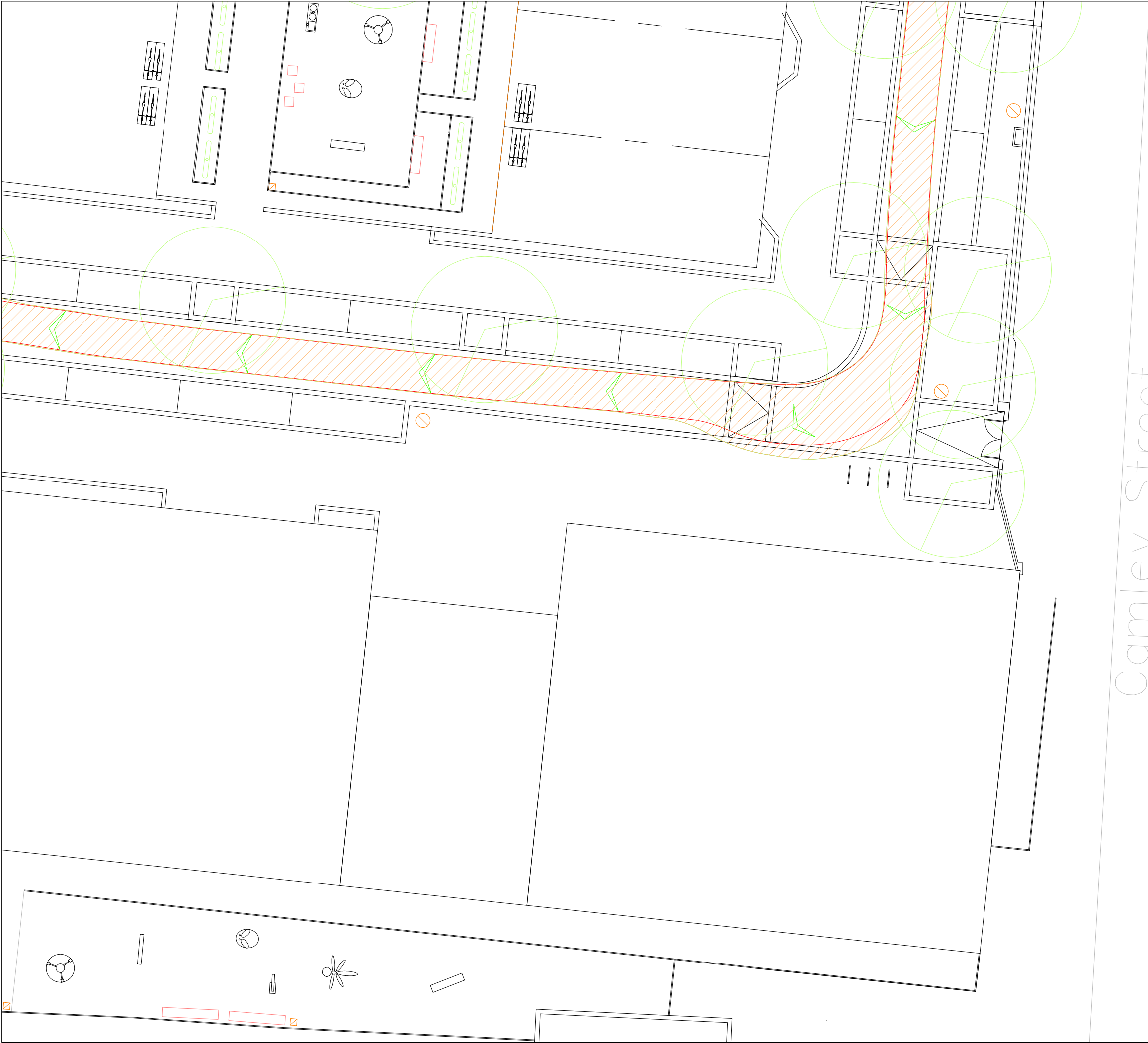
Checked by
MD

Drawing Number
28732/001/015

Revision
-



Offices throughout
the UK and Europe
www.peterbrett.com
© Peter Brett Associates LLP
LONDON
Tel: 020 7566 8600



Mark	Revision	Drawn	Date	Chkd

SCALING NOTE: Do not scale from this drawing. If in doubt, ask.
UTILITIES NOTE: The position of any existing public or private sewers, utility services, plant or apparatus shown on this drawing is believed to be correct, but no warranty to this is expressed or implied. Other such plant or apparatus may also be present but not shown. The Contractor is therefore advised to undertake his own investigation where the presence of any existing sewers, services, plant or apparatus may affect his operations.

Drawing Issue Status

FOR INFORMATION

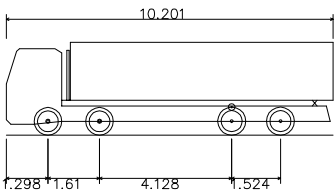
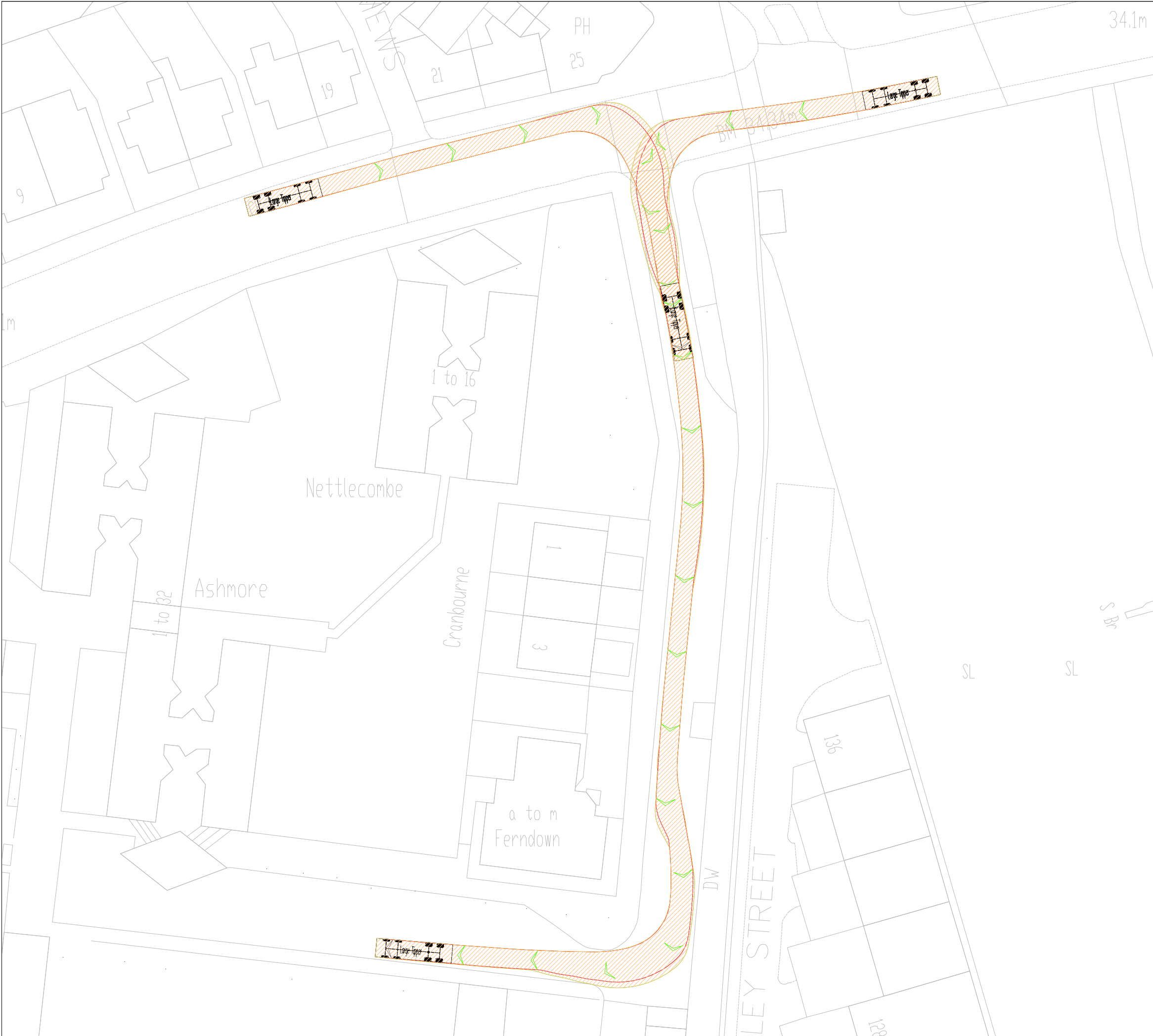
AGAR GROVE ESTATE, CAMDEN
7.5T BOX VAN SWEEP PATH ANALYSIS

Client
LONDON BOROUGH
OF CAMDEN

Date of 1st Issue 24/09/13	Drawn by CR
A3 Scale 1:200	Checked by MD
Drawing Number 28732/001/016	Revision -

pba
peterbrett

Offices throughout
the UK and Europe
www.peterbrett.com
© Peter Brett Associates LLP
LONDON
Tel: 020 7566 8600



Large Tipper
Overall Length 10.201m
Overall Width 2.500m
Overall Body Height 2.893m
Min Body Ground Clearance 0.343m
Max Track Width 2.500m
Lock to Lock Time 6.00s
Kerb to Kerb Turning Radius 11.550m

Mark	Revision	Drawn	Date Chkd

SCALING NOTE: Do not scale from this drawing. If in doubt, ask.
UTILITIES NOTE: The position of any existing public or private sewers, utility services, plant or apparatus shown on this drawing is believed to be correct, but no warranty to this is expressed or implied. Other such plant or apparatus may also be present but not shown. The Contractor is therefore advised to undertake his own investigation where the presence of any existing sewers, services, plant or apparatus may affect his operations.

Drawing Issue Status

FOR INFORMATION

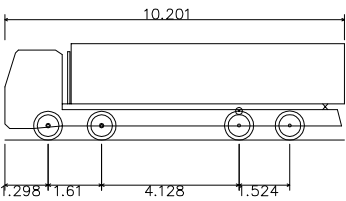
AGAR GROVE ESTATE, CAMDEN
ESTATE ACCESS ROAD
LARGE TIPPER SWEEP PATH ANALYSIS

Client
LONDON BOROUGH
OF CAMDEN

Date of 1st Issue 19/11/13	Drawn by CR
A3 Scale 1:500	Checked by MD
Drawing Number 28732/001/017	Revision -

pbo
peterbrett

Offices throughout
the UK and Europe
www.peterbrett.com
© Peter Brett Associates LLP
LONDON
Tel: 020 7566 8600



Large Tipper	
Overall Length	10.201m
Overall Width	2.500m
Overall Body Height	2.893m
Min Body Ground Clearance	0.343m
Max Track Width	2.500m
Lock to Lock Time	6.00s
Kerb to Kerb Turning Radius	11.550m

Mark	Revislon	Drawn	Date Chkd

SCALING NOTE: Do not scale from this drawing. If in doubt, ask.
UTILITIES NOTE: The position of any existing public or private sewers, utility services, plant or apparatus shown on this drawing is believed to be correct, but no warranty to this is expressed or implied. Other such plant or apparatus may also be present but not shown. The Contractor is therefore advised to undertake his own investigation where the presence of any existing sewers, services, plant or apparatus may affect his operations.

Drawing Issue Status

FOR INFORMATION

AGAR GROVE ESTATE, CAMDEN

WROTHAM ROAD

LARGE TIPPER SWEEP PATH ANALYSIS

Client	
LONDON BOROUGH OF CAMDEN	
Date of 1st Issue	Drawn by
19/11/13	CR
A3 Scale	Checked by
1:500	MD
Drawing Number	Revision
28732/001/018	-

Offices throughout the UK and Europe

www.peterbrett.com

© Peter Brett Associates LLP

LONDON

Tel: 020 7566 8600