
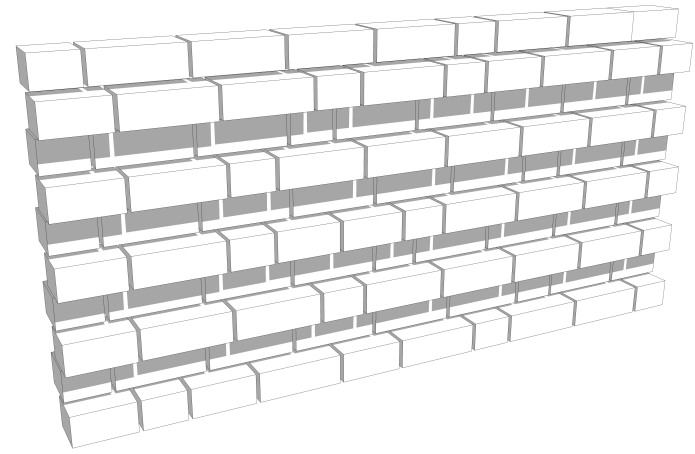


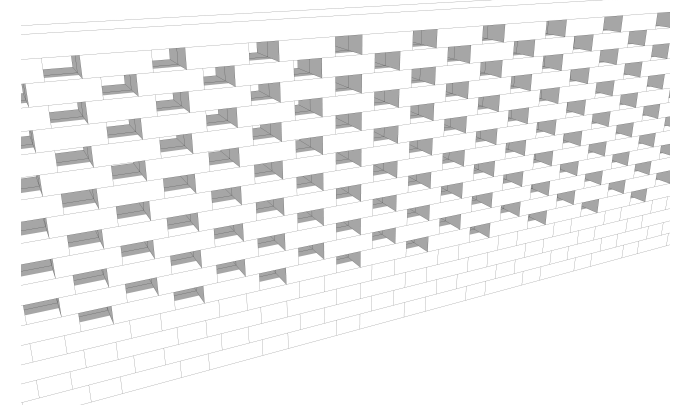
01 **Plot A Wrotham Place Bay Study**
Scale 1:50 @ A1 1:100 @ A3



02 **Sawtooth bond expressing stair core band**



03 **Horizontal Ribbed Brickwork Texture**



04 **Terrace Wall formed from absent headers**

Plot A Material Specification

1. Brick type used throughout building - textured clinker brick, engobe/coal fired. Bond - random. Colour - brown/purple variegated brick with a degree of patterning within each brick. Mortar - flush pointed, colour to be determined after review of sample boards
2. Ground and first floor horizontal ribbed texture brickwork
3. Stair cores and lift over runs/roof access elements expressed with sawtooth bond
4. Vertical stretcher bond to window heads
5. Lower roof terrace walls pattern formed from absent header bricks
6. Glazed brick band to base of building. Bond - random. Colour - dark green
7. Cantilevered reconstituted stone canopy with recessed lighting to communal entrances, polished finish. Colour - light grey
8. Cantilevered reconstituted stone canopy with recessed lighting to maisonette entrances, polished finish. Colour - light grey
9. Reconstituted stone balcony ledge, polished finish. Colour - light grey
10. Reconstituted stone window base, forming recessed seat, polished finish. Colour - light grey
11. Reconstituted stone banding, polished finish. Colour - light grey
12. Reconstituted stone banding to balcony, polished finish. Colour - light grey
13. Concrete upstand to ground floor screens
14. Clear glazed communal entrance door, with full height glazed window above. Door set to be PAS 24 Approved. Colour - light bronze/gold
15. High quality lighting to communal entrance areas
16. Slip resistant decorative tile, pattern A to communal entrance floor and walls. Tile pattern extends to extent of overhead canopy externally.
17. Suspended stainless steel soffit with mirrored finish to communal entrance lobby ceiling
18. Slip resistant decorative tile, pattern B to maisonette entrance threshold. Tile pattern extends to extent of overhead canopy externally.
19. Refuse door - perforated anodised aluminium. Colour - light bronze/gold
20. Solid core private entrance door, with clear glazed side light. Door set to be PAS 24 Approved. Colour - TBC
21. Clear glazed communal entrance door to garden, with clear glazed side panel. Door set to be PAS 24 Approved. Colour - light bronze/gold
22. Clear glazed window with solid side opening to match frame. Frame and opening side panel - anodised aluminium. Colour - light bronze/gold
23. Clear glazed balcony door. Frame anodised aluminium. Colour - light bronze/gold
24. Window frame set behind brickwork reveal, minimum set back 225mm
25. Polyester powder coated steel section ballustrade. Colour - light bronze/gold to match window frames. Random ballustrade spacing
26. Polyester powder coated steel section ballustrade. Colour - light bronze/gold to match window frames. Consistent ballustrade spacing
27. Full height anodised perforated aluminium panels, with a square channel profile. Panels to be fixed at ends. Middle sections may be movable, subject to detailed solar shading analysis
28. Anodised aluminium perforated acoustic attenuation panel. Colour - light bronze/gold

Copyright Hawkins Brown Architects LLP

No implied license exists. This drawing should not be used to calculate areas for the purposes of valuation. Do not scale this drawing. All dimensions to be checked on site by the contractor and such dimensions to be their responsibility. All work must comply with relevant British Standards and Building Regulations requirements. Drawing errors and omissions to be reported to the architect.

Revisions

Hawkins\Brown

60 Bastwick Street
London EC1V 3TN
020 7336 8030t
020 7336 8851f

mail@hawkinsbrown.com
www.hawkinsbrown.com

Project
**Agar Grove
Estate Regeneration**

Drawing
**Plot A
Proposed Typical Details 01**

Scale @ A1 @ (A3)	Date
1:50 (1:100)	December 2013
Drawn by	Checked by
EC	SR
Job Number	Status
HB1423	Planning

Drawing No. & Revision
1423_DWG_PlotA_00_280