
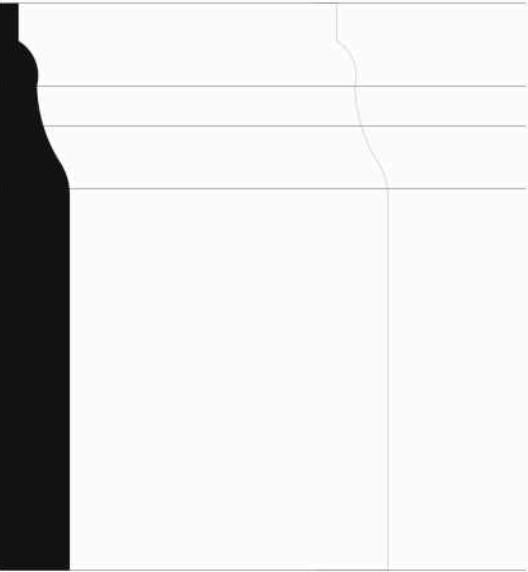


PROFILE 2a- proposed adjacent to chimney breasts with Profile 2




PROFILE 3- proposed for basement rooms adjacent to chimney breasts with Profile 3




PROFILE 3- proposed for basement areas and some small rooms



PROFILE 2- proposed for Ground and First floor rooms



PROFILE 2- proposed in Ground and First floor rooms



PROFILE 3- proposed in basement rooms



ORNAMENTAL MOTIF varies along length of wall in lower vertical section

Rev A: August 2013 - Planning and Listed Bldg Consent Submission
Rev B: January 2014 - Revised Planning and Listed Bldg Consent Submission

REVISED PLANNING & LISTED BLDG CONSENT SUBMISSION

AP (a.) alan power (ARCHITECTS.) <small>13, Needham Road, London, W11 3RP Tel: 020 7229 9375 Fax: 020 7221 4172</small>	DRAWING Existing Joinery in Existing (Listed) House sheet 2	DRWG. N°. 492/D011-2
	PROJECT THE ELMS, FITZROY PARK, N6 6HS	Rev. B
	CLIENT ELM INTERNATIONAL Ltd.	Date Dec 2012
		Drawn SB

DO NOT SCALE FROM THIS DRAWING. ALL DIMENSIONS TO BE CHECKED ON SITE AND DISCREPANCIES REPORTED TO ARCHITECT

A2