




**Door Type 1**  
(Ground and First floor generally)




**Door Type 2**  
(Basement generally)



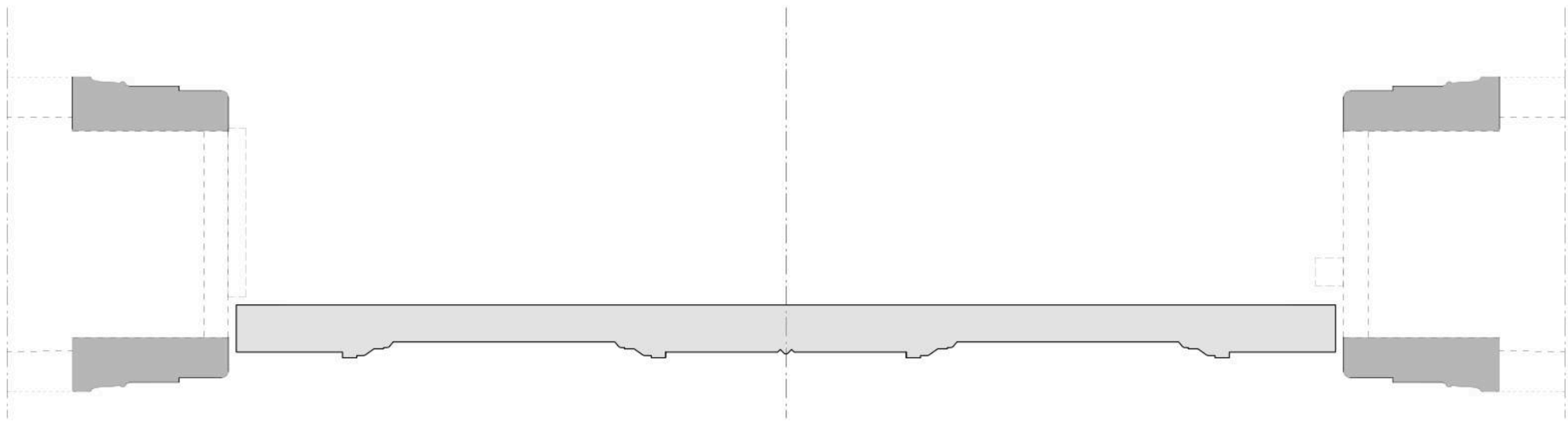
**Door Type 3**  
RG.12



**Door Type 5**  
RG.11



**Door Type Hidden**  
(Ground floor RG 10)



**Door Type 1**  
Generic 1:2 leaf and architrave profile



**DOOR TO LIBRARY (reverse side) with 6 no panels** See Door Type 1



**DOOR TO LIBRARY with 6 no panels** See Door Type Hidden

Rev A: August 2013 - Planning and Listed Bldg Consent Submission  
Rev B: January 2014 - Revised Planning and Listed Bldg Consent Submission

**REVISED PLANNING & LISTED BLDG CONSENT SUBMISSION**

AP (a.) alan power   (ARCHITECTS.) <small>13, Needham Road, London, W11 3RP Tel: 020 7229 9375 Fax: 020 7221 4172</small>	<b>DRAWING</b> Internal doors in Existing (Listed) House	<b>DRWG. N°.</b> 492/D012-1
	<b>PROJECT</b> THE ELMS, FITZROY PARK, N6 6HS	<b>Rev.</b> B
	<b>CLIENT</b> ELM INTERNATIONAL Ltd.	<b>Scale</b>
		<b>Date</b> Dec 2012 <b>Drawn</b> SB

DO NOT SCALE FROM THIS DRAWING. ALL DIMENSIONS TO BE CHECKED ON SITE AND DISCREPANCIES REPORTED TO ARCHITECT