

SYSTEM

WINDOWS MANUFACTURED FROM CLEMENT SMW SUITE OF HOT ROLLED M.S. SECTIONS IN ACCORDANCE WITH BS6510

LONG AND EQUAL LEG

FINISH

HOT DIP GALVANISED TO BS EN ISO 1461.

POWDER COATED TO BS6497 / BS EN 13438

POLYESTER POWDER COATED AKZO NOBEL RAL 9005 (BLACK) MATT

HARDWARE & ATTACHMENTS

ALL OPENING LIGHTS EPDM WEATHERSTRIPPED - SMW

SIDE HUNG CASEMENT

2No. B1260MOD BUTT HINGES, POWDERCOATED TO MATCH FRAME

1No. HANDLE TYPE TO BE CONFIRMED

2No. HANDLE TYPE TO BE CONFIRMED

- 'FW14' ONLY

1No. B375/200-DBE PEGSTAY, IN DARK BRONZE EFFECT FINISH

1No. SECURISTYLE NON-LOCKING RESTRICTOR TO BE FITTED, RESTRICTED TO 90mm OPENING.

PEGSTAY TO BE POSITIONED SO IT LOCATES ON FIRST HOLE AT 90mm OF OPENING.

SIDE HUNG CASEMENT - TYPE ONE "SH1"

2No. B1260MOD BUTT HINGES, POWDERCOATED TO MATCH FRAME

1No. HANDLE TYPE TO BE CONFIRMED

1No. B375/200-DBE PEGSTAY, IN DARK BRONZE EFFECT FINISH

TOP HUNG CASEMENT

2No. S0528SF HINGES- POWDERCOATED TO MATCH FRAME

1No. B375/200-DBE PEGSTAY, IN DARK BRONZE EFFECT FINISH

1No. ERA CLAMP BRACKET IN BLACK FINISH

TOP HUNG CASEMENT - TYPE ONE "TH1"

2No. B1260MOD BUTT HINGES, POWDERCOATED TO MATCH FRAME

1No. B375/200-DBE PEGSTAY, IN DARK BRONZE EFFECT FINISH

1No. ERA CLAMP BRACKET IN BLACK FINISH

GLAZING

PREPARED FOR AND SUPPLIED WITH CLEMENT 3MM GLASS PANELS WITH GENUINE 8MM OVAL LEADS
- STEELS IN GENUINE LEADS

PREPARED FOR AND SUPPLIED WITH CLEMENT 4MM GLASS PANELS WITH GENUINE 8MM OVAL LEADS
- STEELS IN GENUINE LEADS

OUTSIDE GLAZED

VENTS NOT FACTORY GLAZED

SILICONE FRONTING - BLACK

PERIMETER POINTING - BLACK

GLASS SPECIFICATION:-

G21

OUTER - 3mm FLOAT

G26

OUTER - 4mm SATIN OPAQUE 'OBSCURE FINISH TO BE APPROVED BY CLIENTS'

ALL SAFETY GLASS WILL CARRY THE OBLIGATORY MARKING, THIS IS REQUIRED TO BE NOTICEABLE

GENERAL

SUPPLY, FIX & GLAZE

WINDOW(S) DIRECTLY FIXED TO OPENING.

WINDOWS AND DOORS DIRECTLY FIXED TO TIMBER SUBFRAMES

BEDDED WITH UNIVERSAL BEDDING COMPOUND

STONERWORK MUST BE PRIMED USING ARBO 2650 PRIMER.

TOTAL WINDOWS = 26

TOTAL DOORS = 0

NOTE

ALL SPECIFICATION TO BE CONFIRMED BY CLIENT.

CASEMENTS

SIDE HUNG CASEMENTS = 37

TOP HUNG CASEMENTS = 8

FIXED LIGHTS = 62

DOOR LEAFS = 0

INSULATED PANELS = 0

FOLDER = 0

BOTTOM HUNG CASEMENTS = 0

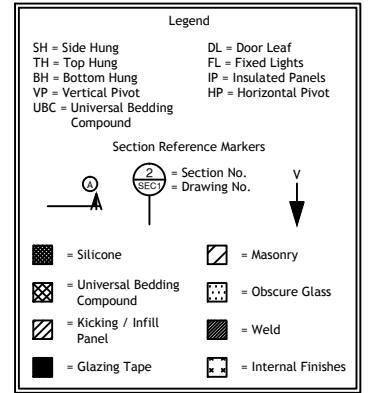
VERTICAL PIVOTS = 0

HORIZONTAL PIVOTS = 0

Copyright Reserved 2013
CLEMENT WINDOWS LTD
This product is protected by the provisions of the Copyright, Design & Patents Act 1988
This drawing is the property of Clement Windows Ltd.
It is forbidden to copy, re-produce or use these details in any way (including transfer to another party) without the express authority/permission of Clement Windows Ltd in writing.

NOTES

DO NOT SCALE



ALL DRAWINGS APPROVED FOR MANUFACTURE WILL
INCUR COSTS IF CHANGED

13/02/2014 A MA PAGE SIZE REVISED TO A3

DATE	REV	INT	COMMENTS
------	-----	-----	----------

REVISIONS

For Approval

Drawing Title
SPECIFICATION

Project/Site
5 WEDDERBURN ROAD
LONDON

Contractor/Client
ALEXANDER MALTBY LTD

Architect

Scale @ A3: 1:1 Drawn By: MA

Date: 13/02/2014 Checked by:

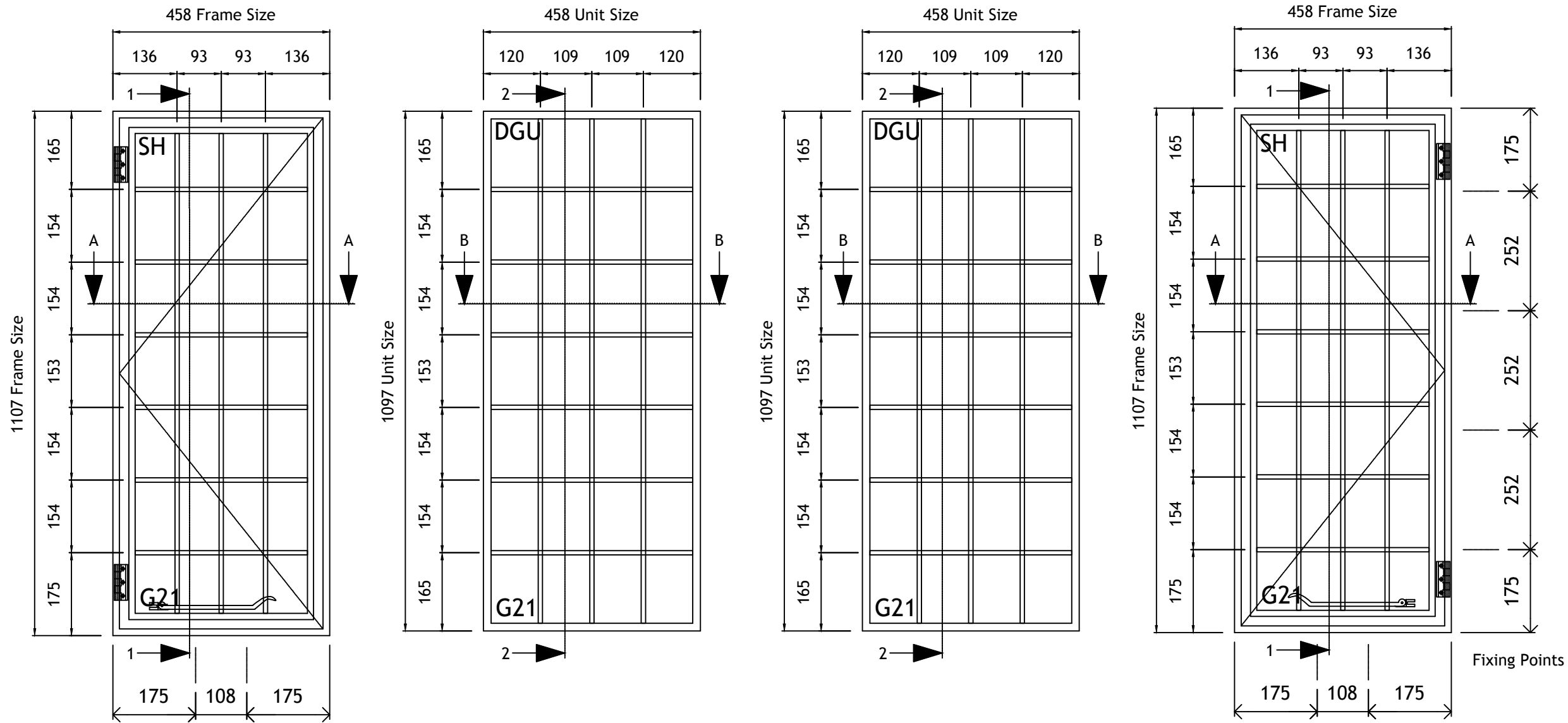
CLEMENT

Clement House
Haslemere
Surrey, GU27 1HR
Tel: 01428 647713
Fax: 01428 644436
E-mail: kevin.romaine@clementwg.co.uk

Drawing No.
7115-SPEC

Revision
A

ELEVATIONS VIEWED FROM OUTSIDE



2No. Required
FW02 & FW04 - Into Existing Timber

Copyright Reserved 2013
CLEMENT WINDOWS LTD
This product is protected by the provisions of the Copyright, Design & Patents Act 1988
This drawing is the property of Clement Windows Ltd.
It is forbidden to copy, re-produce or use these details in any way (including transfer to another party) without the express authority/permission of Clement Windows Ltd in writing.

NOTES
DO NOT SCALE

Legend

SH = Side Hung	DL = Door Leaf
TH = Top Hung	FL = Fixed Lights
BH = Bottom Hung	IP = Insulated Panels
VP = Vertical Pivot	HP = Horizontal Pivot
UBC = Universal Bedding Compound	

Section Reference Markers

① = Section No.
② = Drawing No.

■ = Silicone	▨ = Masonry
▨ = Universal Bedding Compound	▨ = Obscure Glass
▨ = Kicking / Infill Panel	▨ = Weld
▨ = Glazing Tape	▨ = Internal Finishes

ALL DRAWINGS APPROVED FOR MANUFACTURE WILL INCUR COSTS IF CHANGED

13/02/2014 A MA PAGE SIZE REVISED TO A3

DATE	REV	INT	COMMENTS

REVISIONS

For Approval

Drawing Title
ELEVATIONS

Project/Site
5 WEDDERBURN ROAD
LONDON

Contractor/Client
ALEXANDER MALTBY LTD

Architect

Scale @ A3: 1:10 Drawn By: MA

Date: 13/02/2014 Checked by:

CLEMENT

Clement House
Haslemere
Surrey, GU27 1HR
Tel: 01428 647713
Fax: 01428 644436
E-mail: kevin.romaine@clementwg.co.uk

SEE LATEST ISSUES OF DRAWINGS
No. 7115-SEC1, -SEC2, -SEC3, -SEC4, -SEC5, -SEC6, -SEC7 & -SEC8 FOR SECTION DETAILS

Drawing No. 7115-01	Revision A
-------------------------------	----------------------

ELEVATIONS VIEWED FROM OUTSIDE

Copyright Reserved 2013
 CLEMENT WINDOWS LTD
 This product is protected by the provisions of the Copyright, Design & Patents Act 1988
 This drawing is the property of Clement Windows Ltd.
 It is forbidden to copy, re-produce or use these details in any way (including transfer to another party) without the express authority/permission of Clement Windows Ltd in writing.

NOTES
 DO NOT SCALE

Legend

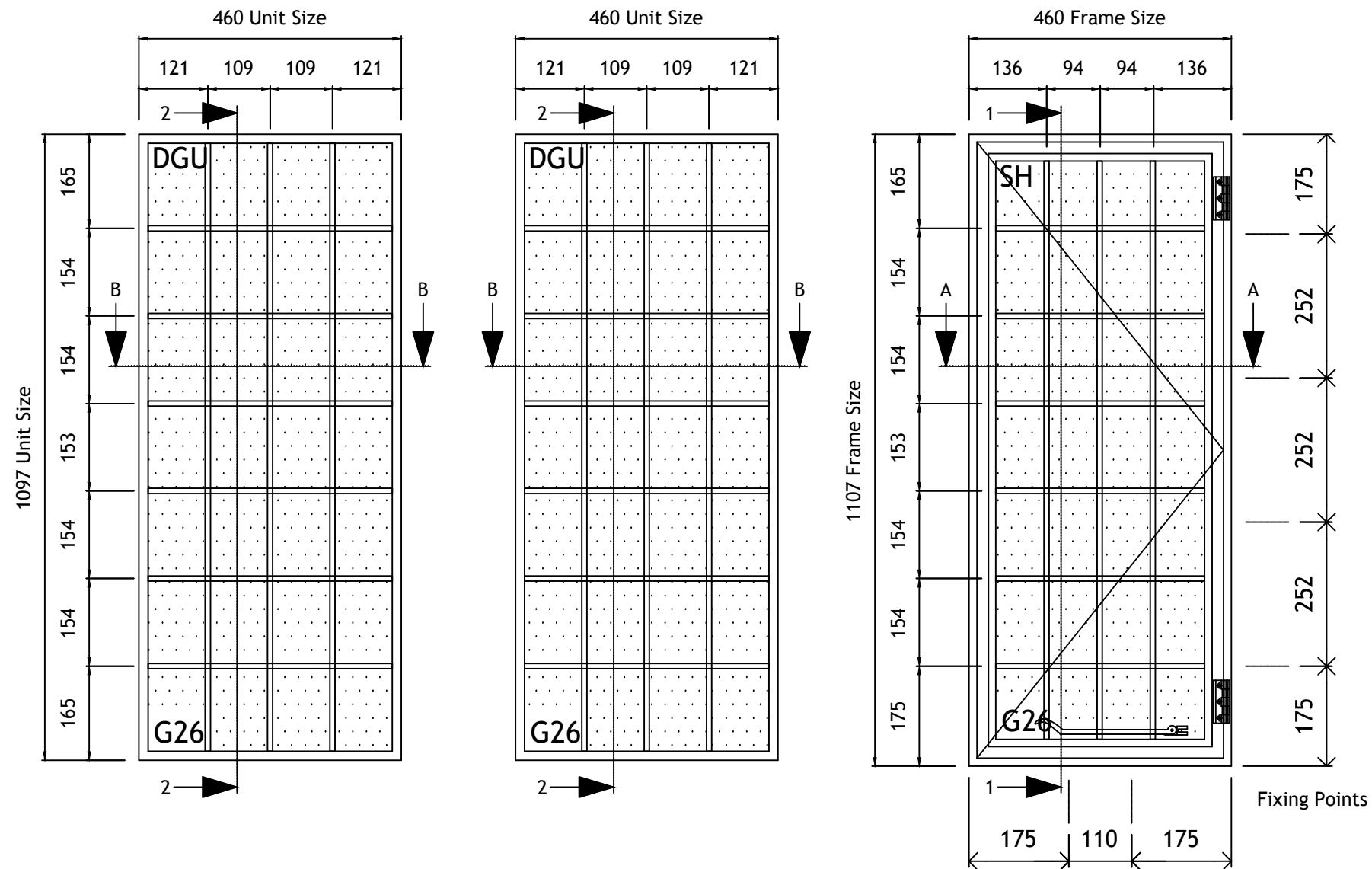
SH = Side Hung	DL = Door Leaf
TH = Top Hung	FL = Fixed Lights
BH = Bottom Hung	IP = Insulated Panels
VP = Vertical Pivot	HP = Horizontal Pivot
UBC = Universal Bedding Compound	

Section Reference Markers

⊙ = Section No.
 → = Drawing No.

■ = Silicone	▨ = Masonry
▤ = Universal Bedding Compound	▩ = Obscure Glass
▧ = Kicking / Infill Panel	▩ = Weld
■ = Glazing Tape	▩ = Internal Finishes

ALL DRAWINGS APPROVED FOR MANUFACTURE WILL INCUR COSTS IF CHANGED



1 No. Required
 FW03 - Into Existing Timber

13/02/2014 A MA PAGE SIZE REVISED TO A3

DATE	REV	INT	COMMENTS
------	-----	-----	----------

REVISIONS

For Approval

Drawing Title
 ELEVATIONS

Project/Site
 5 WEDDERBURN ROAD
 LONDON

Contractor/Client
 ALEXANDER MALTBY LTD

Architect

Scale @ A3: 1:10 Drawn By: MA

Date: 13/02/2014 Checked by:

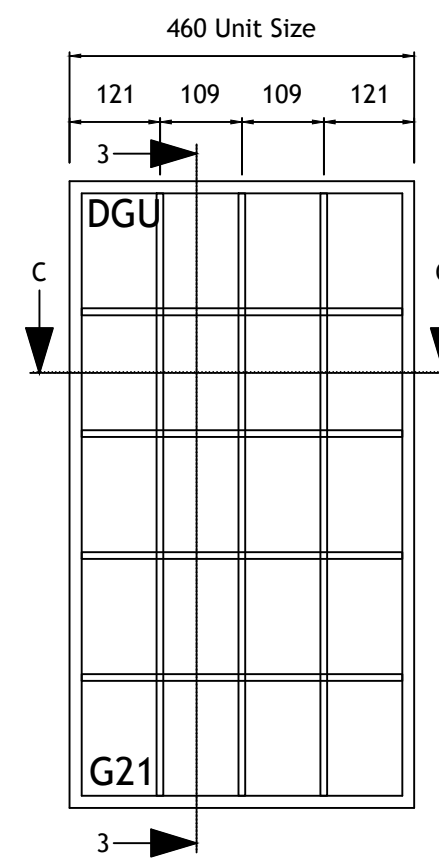
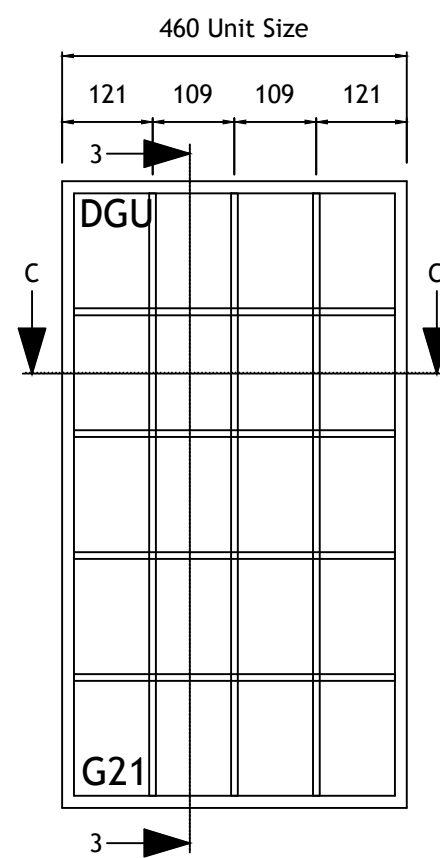
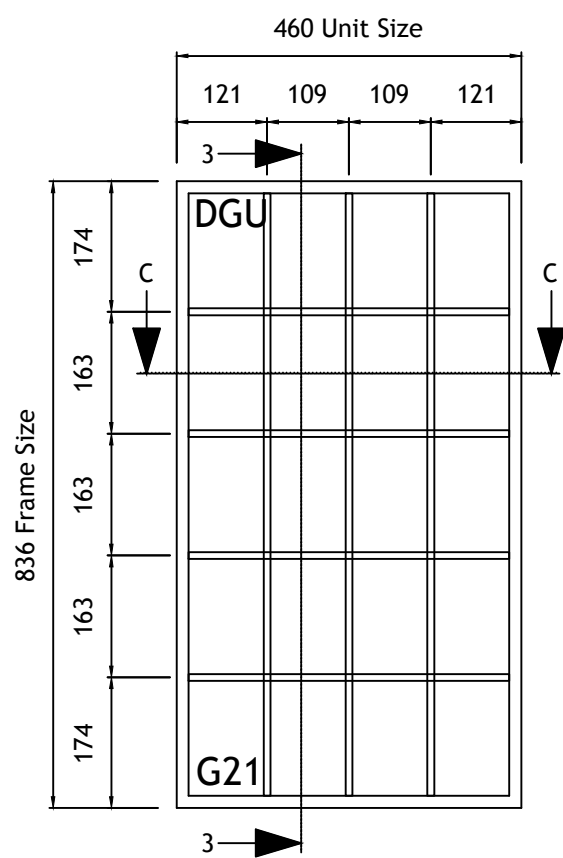
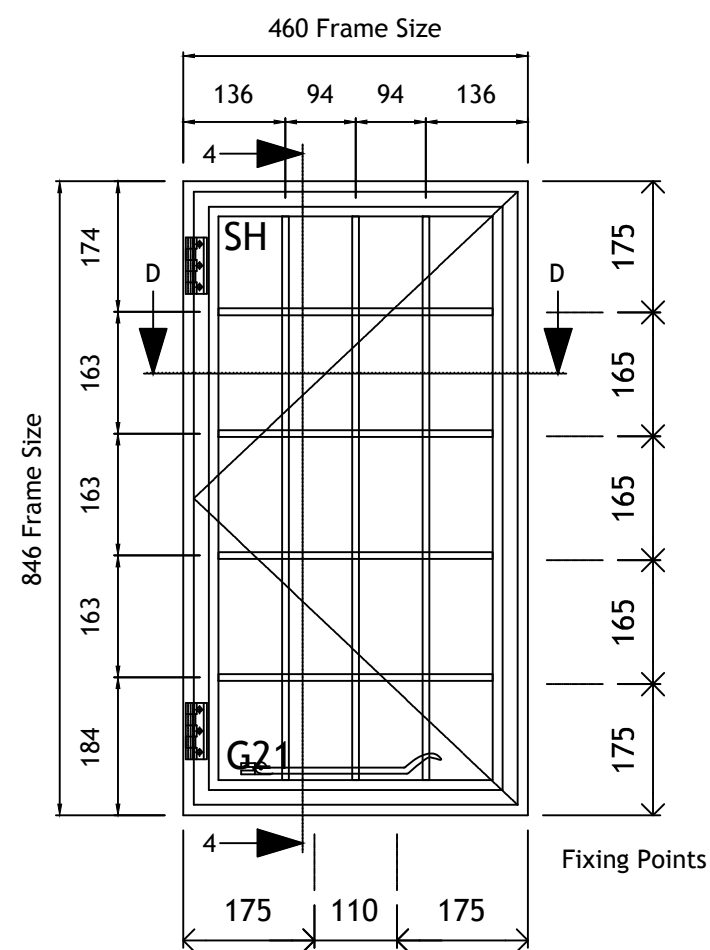
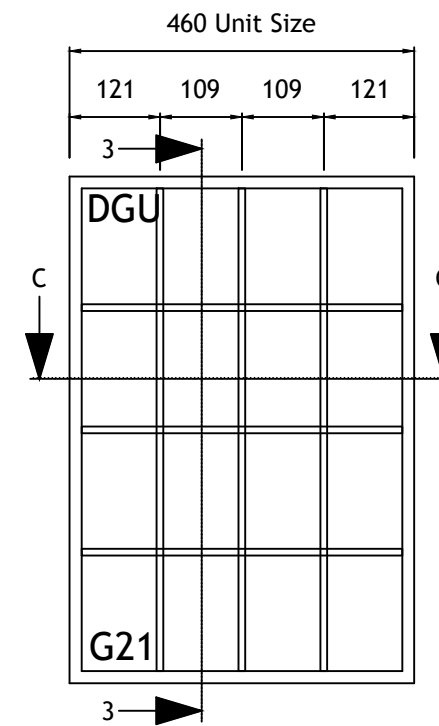
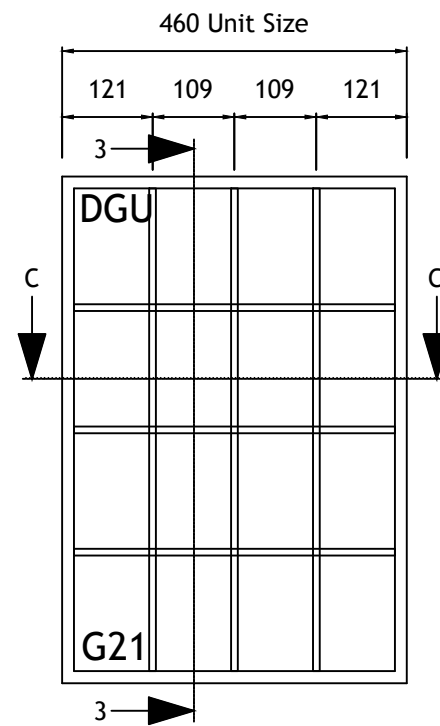
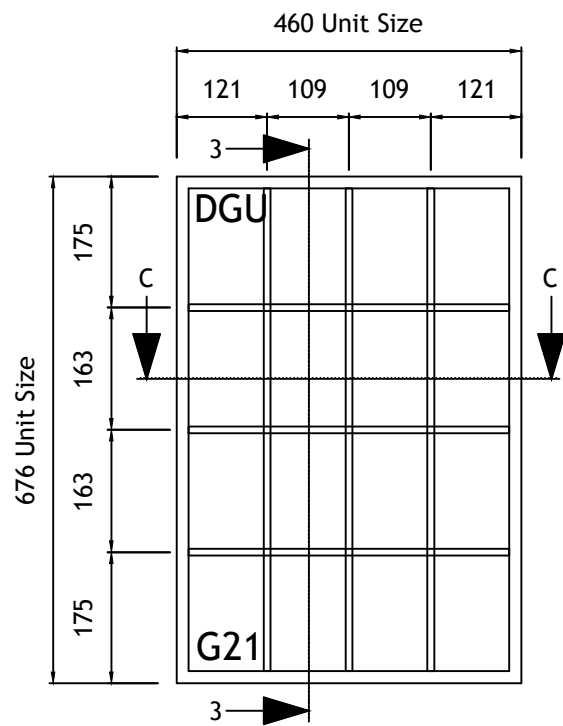
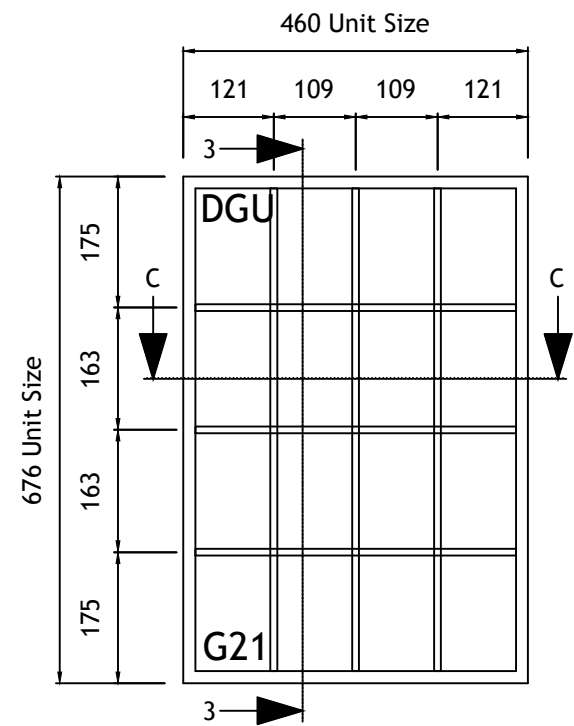
CLEMENT

Clement House
 Haslemere
 Surrey, GU27 1HR
 Tel: 01428 647713
 Fax: 01428 644436
 E-mail: kevin.romaine@clementwg.co.uk

SEE LATEST ISSUES OF DRAWINGS
 No. ??? 7115-SEC1, -SEC2, -SEC3, -SEC4, -SEC5, -SEC6, -SEC7 & -SEC8
 FOR SECTION DETAILS

Drawing No. 7115-02	Revision A
-------------------------------	----------------------

ELEVATIONS VIEWED FROM OUTSIDE



1 No. Required

FW05 - Into New Timber

NOTE: New Timber Surround To Be Fabricated, By Others, To Accept Clements Sections And Sizes.

SEE LATEST ISSUES OF DRAWINGS
No. 7115-SEC1, -SEC2, -SEC3, -SEC4, -SEC5, -SEC6, -SEC7 & -SEC8 FOR SECTION DETAILS

Copyright Reserved 2013
CLEMENT WINDOWS LTD
This product is protected by the provisions of the Copyright, Design & Patents Act 1988
This drawing is the property of Clement Windows Ltd.
It is forbidden to copy, re-produce or use these details in any way (including transfer to another party) without the express authority/permission of Clement Windows Ltd in writing.

NOTES
DO NOT SCALE

Legend

SH = Side Hung	DL = Door Leaf
TH = Top Hung	FL = Fixed Lights
BH = Bottom Hung	IP = Insulated Panels
VP = Vertical Pivot	HP = Horizontal Pivot
UBC = Universal Bedding Compound	

Section Reference Markers

⊙ = Section No.
⊙/SECT = Drawing No.

■ = Silicone	▨ = Masonry
▨ = Universal Bedding Compound	▨ = Obscure Glass
▨ = Kicking / Infill Panel	▨ = Weld
■ = Glazing Tape	▨ = Internal Finishes

ALL DRAWINGS APPROVED FOR MANUFACTURE WILL INCUR COSTS IF CHANGED

13/02/2014 A MA PAGE SIZE REVISED TO A3

DATE	REV	INT	COMMENTS
REVISIONS			
<i>For Approval</i>			
Drawing Title ELEVATIONS			
Project/Site 5 WEDDERBURN ROAD LONDON			
Contractor/Client ALEXANDER MALTBY LTD			
Architect			
Scale @ A3: 1:10		Drawn By: MA	
Date: 13/02/2014		Checked by:	
CLEMENT			
Clement House Haslemere Surrey, GU27 1HR Tel: 01428 647713 Fax: 01428 644436 E-mail: kevin.romaine@clementwg.co.uk			
Drawing No. 7115-03		Revision A	

ELEVATIONS VIEWED FROM OUTSIDE

Copyright Reserved 2013
 CLEMENT WINDOWS LTD
 This product is protected by the provisions of the Copyright, Design & Patents Act 1988
 This drawing is the property of Clement Windows Ltd.
 It is forbidden to copy, re-produce or use these details in any way (including transfer to another party) without the express authority/permission of Clement Windows Ltd in writing.

NOTES
 DO NOT SCALE

Legend

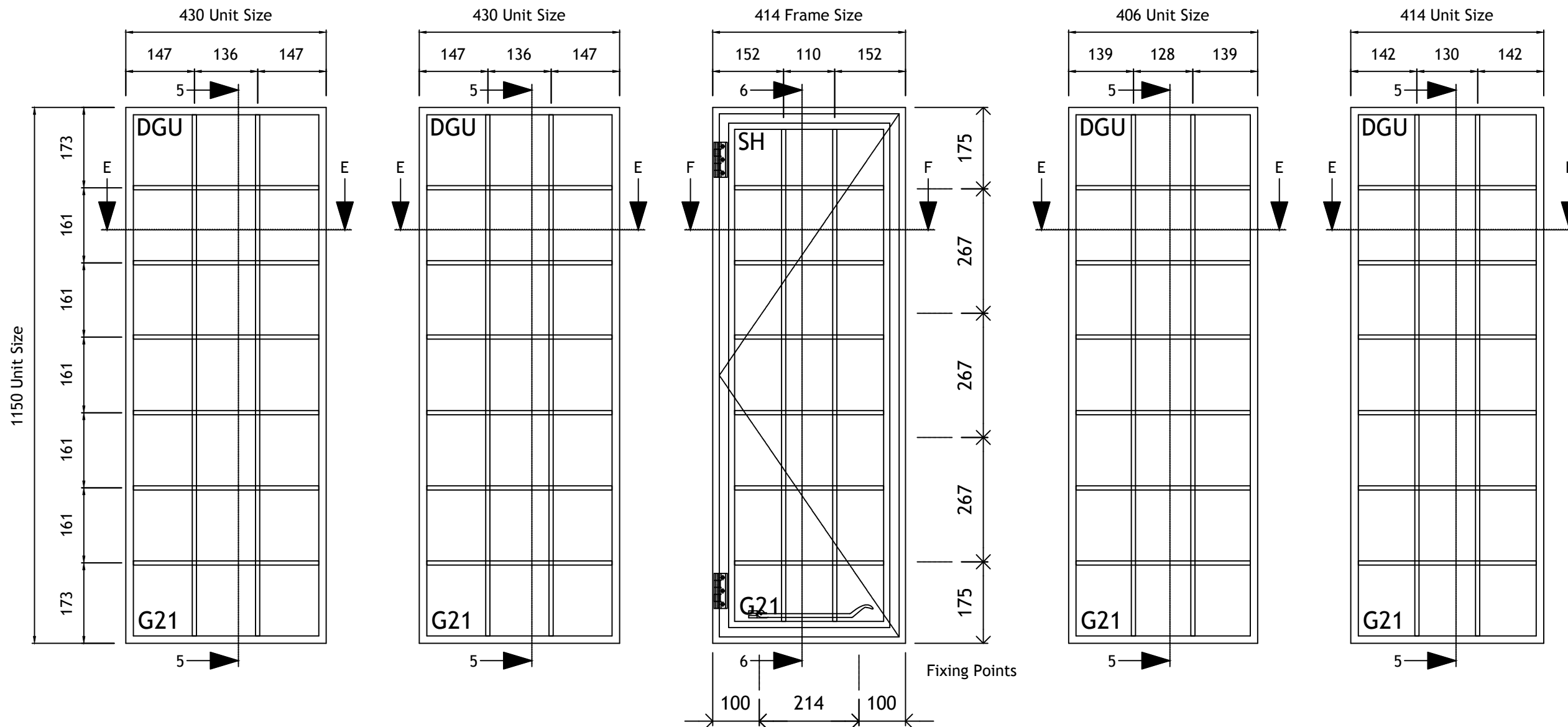
SH = Side Hung	DL = Door Leaf
TH = Top Hung	FL = Fixed Lights
BH = Bottom Hung	IP = Insulated Panels
VP = Vertical Pivot	HP = Horizontal Pivot
UBC = Universal Bedding Compound	

Section Reference Markers

① = Section No.
 ② = Drawing No.

■ = Silicone	▨ = Masonry
▨ = Universal Bedding Compound	▨ = Obscure Glass
▨ = Kicking / Infill Panel	▨ = Weld
▨ = Glazing Tape	▨ = Internal Finishes

ALL DRAWINGS APPROVED FOR MANUFACTURE WILL INCUR COSTS IF CHANGED



1 No. Required
 FW06 - FW10 - Into Existing Stonework Bay

13/02/2014 A MA PAGE SIZE REVISED TO A3

DATE	REV	INT	COMMENTS
REVISIONS			

For Approval

Drawing Title
 ELEVATIONS

Project/Site
 5 WEDDERBURN ROAD
 LONDON

Contractor/Client
 ALEXANDER MALTBY LTD

Architect

Scale @ A3: 1:10 Drawn By: MA

Date: 13/02/2014 Checked by:

CLEMENT

Clement House
 Haslemere
 Surrey, GU27 1HR
 Tel: 01428 647713
 Fax: 01428 644436
 E-mail: kevin.romaine@clementwg.co.uk

SEE LATEST ISSUES OF DRAWINGS
 No. 7115-SEC1, -SEC2, -SEC3, -SEC4, -SEC5, -SEC6, -SEC7 & -SEC8 FOR SECTION DETAILS

Drawing No. 7115-04	Revision A
-------------------------------	----------------------

ELEVATIONS VIEWED FROM OUTSIDE

Copyright Reserved 2013
 CLEMENT WINDOWS LTD
 This product is protected by the provisions of the Copyright, Design & Patents Act 1988
 This drawing is the property of Clement Windows Ltd.
 It is forbidden to copy, re-produce or use these details in any way (including transfer to another party) without the express authority/permission of Clement Windows Ltd in writing.

NOTES
 DO NOT SCALE

Legend

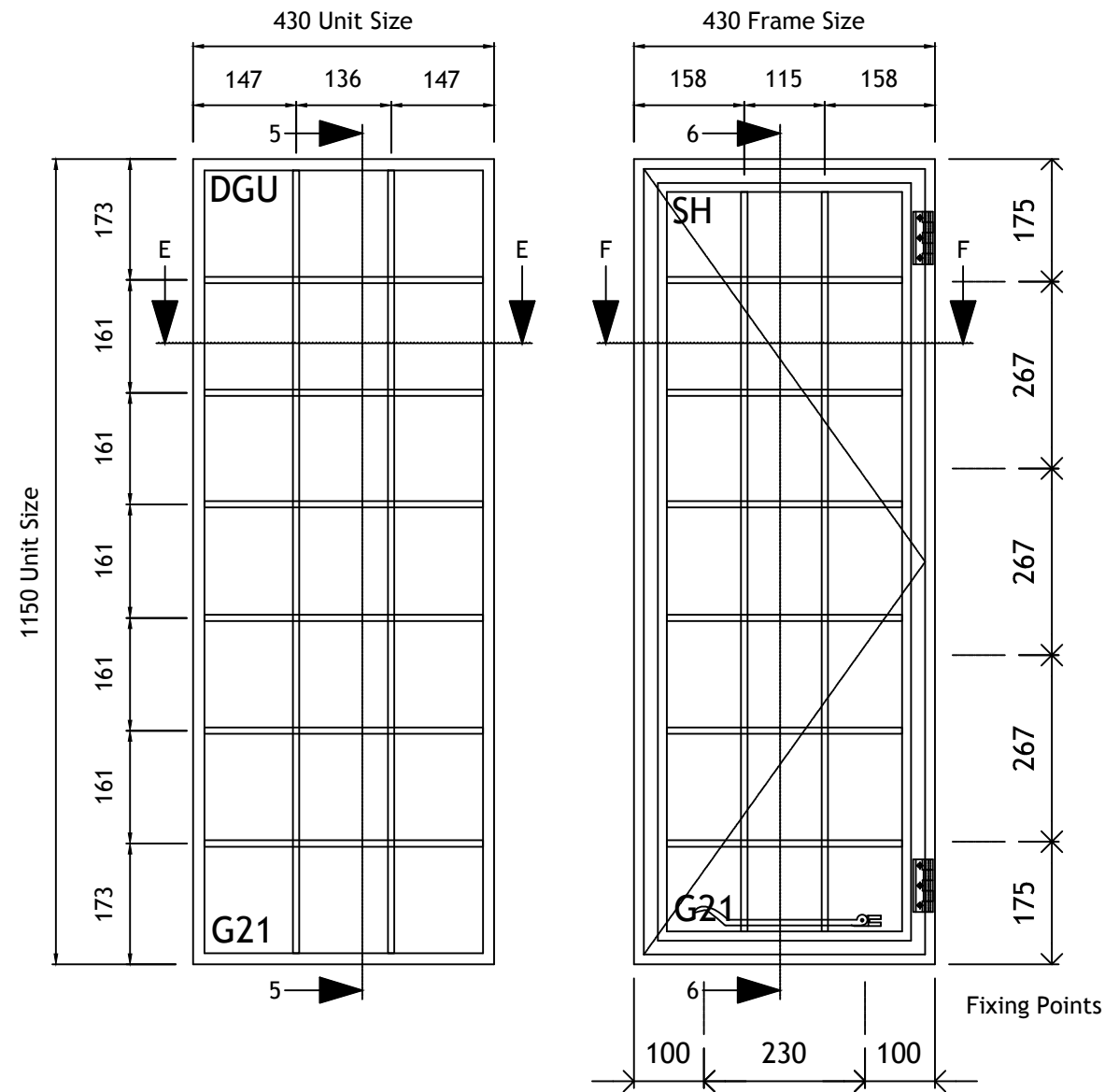
SH = Side Hung	DL = Door Leaf
TH = Top Hung	FL = Fixed Lights
BH = Bottom Hung	IP = Insulated Panels
VP = Vertical Pivot	HP = Horizontal Pivot
UBC = Universal Bedding Compound	

Section Reference Markers

⊙ = Section No.
 ⊙ = Drawing No.

▨ = Silicone	▨ = Masonry
▨ = Universal Bedding Compound	▨ = Obscure Glass
▨ = Kicking / Infill Panel	▨ = Weld
▨ = Glazing Tape	▨ = Internal Finishes

ALL DRAWINGS APPROVED FOR MANUFACTURE WILL INCUR COSTS IF CHANGED



1 No. Required
 FW06 - FW10 - Into Existing Stonework Bay

13/02/2014 A MA PAGE SIZE REVISED TO A3

DATE	REV	INT	COMMENTS
------	-----	-----	----------

REVISIONS

For Approval

Drawing Title
 ELEVATIONS

Project/Site
 5 WEDDERBURN ROAD
 LONDON

Contractor/Client
 ALEXANDER MALTBY LTD
 Architect

Scale @ A3: 1:10 Drawn By: MA

Date: 13/02/2014 Checked by:

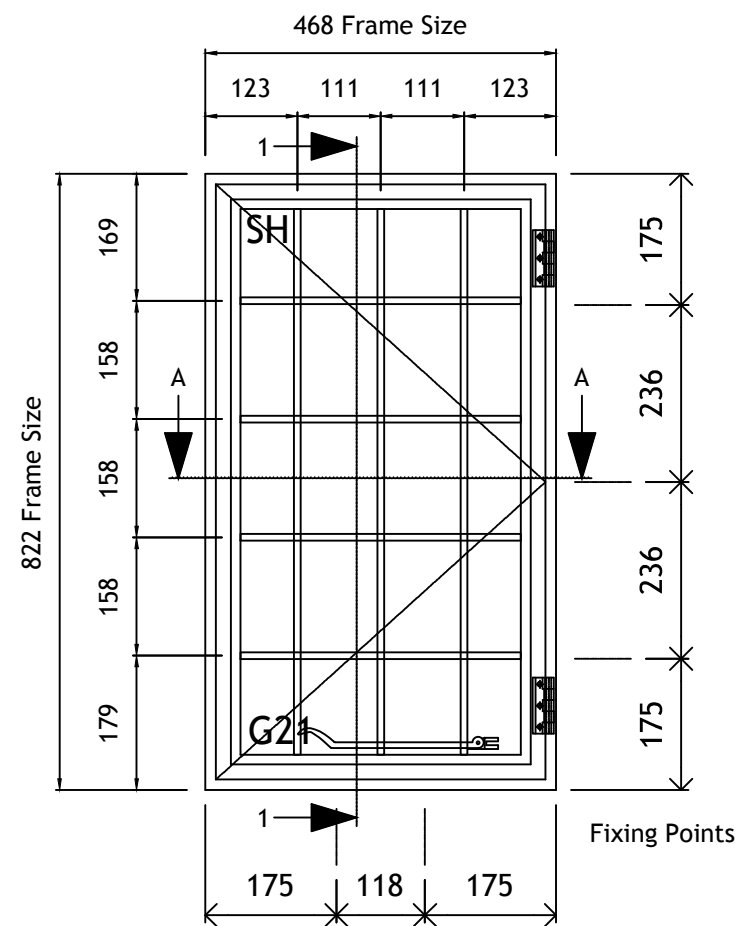
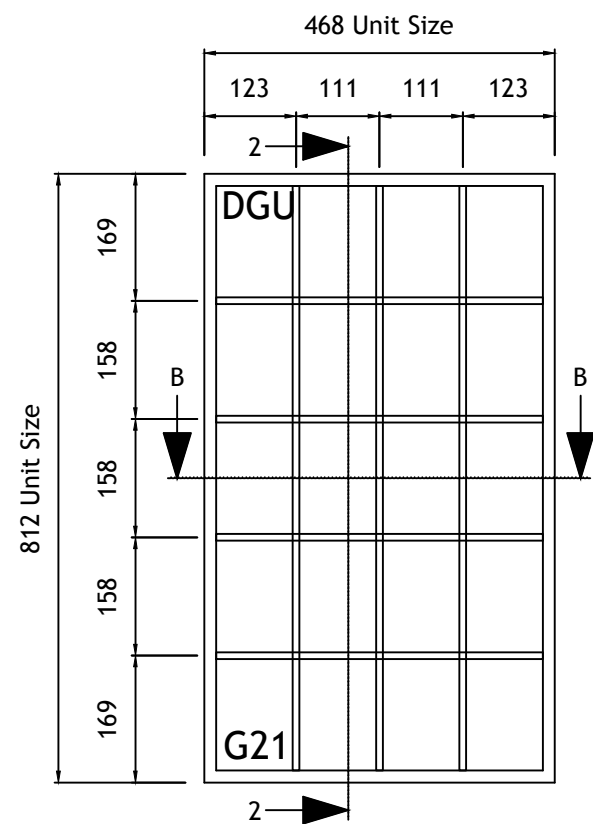
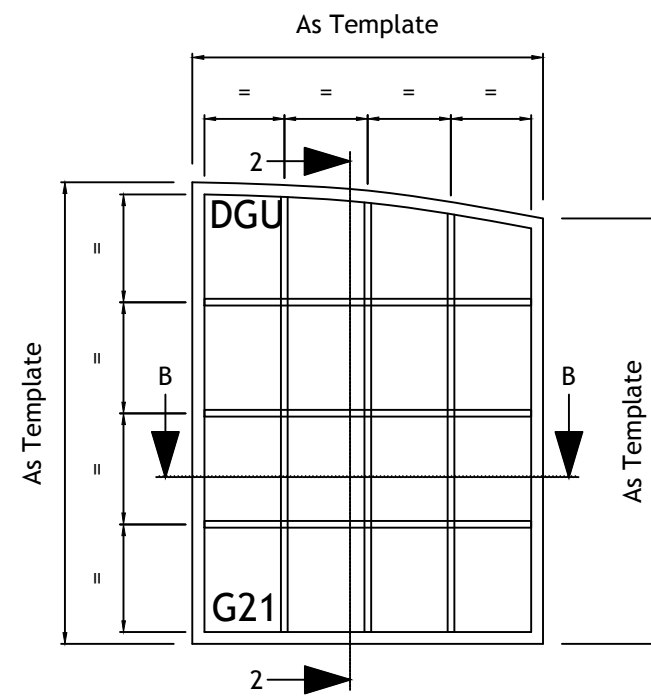
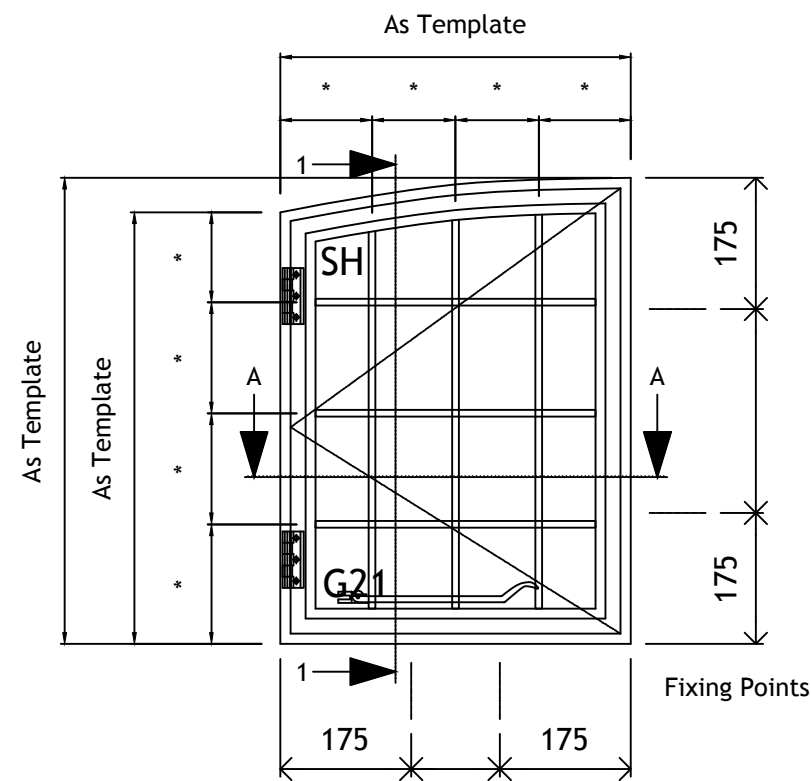
CLEMENT

Clement House
 Haslemere
 Surrey, GU27 1HR
 Tel: 01428 647713
 Fax: 01428 644436
 E-mail: kevin.romaine@clementwg.co.uk

SEE LATEST ISSUES OF DRAWINGS
 No. 7115-SEC1, -SEC2, -SEC3, -SEC4, -SEC5, -SEC6, -SEC7 & -SEC8 FOR SECTION DETAILS

Drawing No. 7115-05	Revision A
-------------------------------	----------------------

ELEVATIONS VIEWED FROM OUTSIDE



1No. Required
FW11 - Into Existing Timber
 * Leads To Match Direct Glazed Unit Adjacent & Below

SEE LATEST ISSUES OF DRAWINGS
 No. 7115-SEC1, -SEC2, -SEC3, -SEC4, -SEC5, -SEC6, -SEC7 & -SEC8 FOR SECTION DETAILS

Copyright Reserved 2013
 CLEMENT WINDOWS LTD
 This product is protected by the provisions of the Copyright, Design & Patents Act 1988
 This drawing is the property of Clement Windows Ltd.
 It is forbidden to copy, re-produce or use these details in any way (including transfer to another party) without the express authority/permission of Clement Windows Ltd in writing.

NOTES
 DO NOT SCALE

Legend

SH = Side Hung	DL = Door Leaf
TH = Top Hung	FL = Fixed Lights
BH = Bottom Hung	IP = Insulated Panels
VP = Vertical Pivot	HP = Horizontal Pivot
UBC = Universal Bedding Compound	

Section Reference Markers

⊙ = Section No.
 ⊙ = Drawing No.

■ = Silicone	▨ = Masonry
▨ = Universal Bedding Compound	▨ = Obscure Glass
▨ = Kicking / Infill Panel	▨ = Weld
■ = Glazing Tape	▨ = Internal Finishes

ALL DRAWINGS APPROVED FOR MANUFACTURE WILL INCUR COSTS IF CHANGED

13/02/2014 A MA PAGE SIZE REVISED TO A3

DATE	REV	INT	COMMENTS
------	-----	-----	----------

REVISIONS

For Approval

Drawing Title
 ELEVATIONS

Project/Site
 5 WEDDERBURN ROAD
 LONDON

Contractor/Client
 ALEXANDER MALTBY LTD
 Architect

Scale @ A3: 1:10 Drawn By: MA

Date: 13/02/2014 Checked by:

CLEMENT

Clement House
 Haslemere
 Surrey, GU27 1HR
 Tel: 01428 647713
 Fax: 01428 644436
 E-mail: kevin.romaine@clementwg.co.uk

Drawing No. 7115-06	Revision A
-------------------------------	----------------------

ELEVATIONS VIEWED FROM OUTSIDE

Copyright Reserved 2013
 CLEMENT WINDOWS LTD
 This product is protected by the provisions of the Copyright, Design & Patents Act 1988
 This drawing is the property of Clement Windows Ltd.
 It is forbidden to copy, re-produce or use these details in any way (including transfer to another party) without the express authority/permission of Clement Windows Ltd in writing.

NOTES
 DO NOT SCALE

Legend

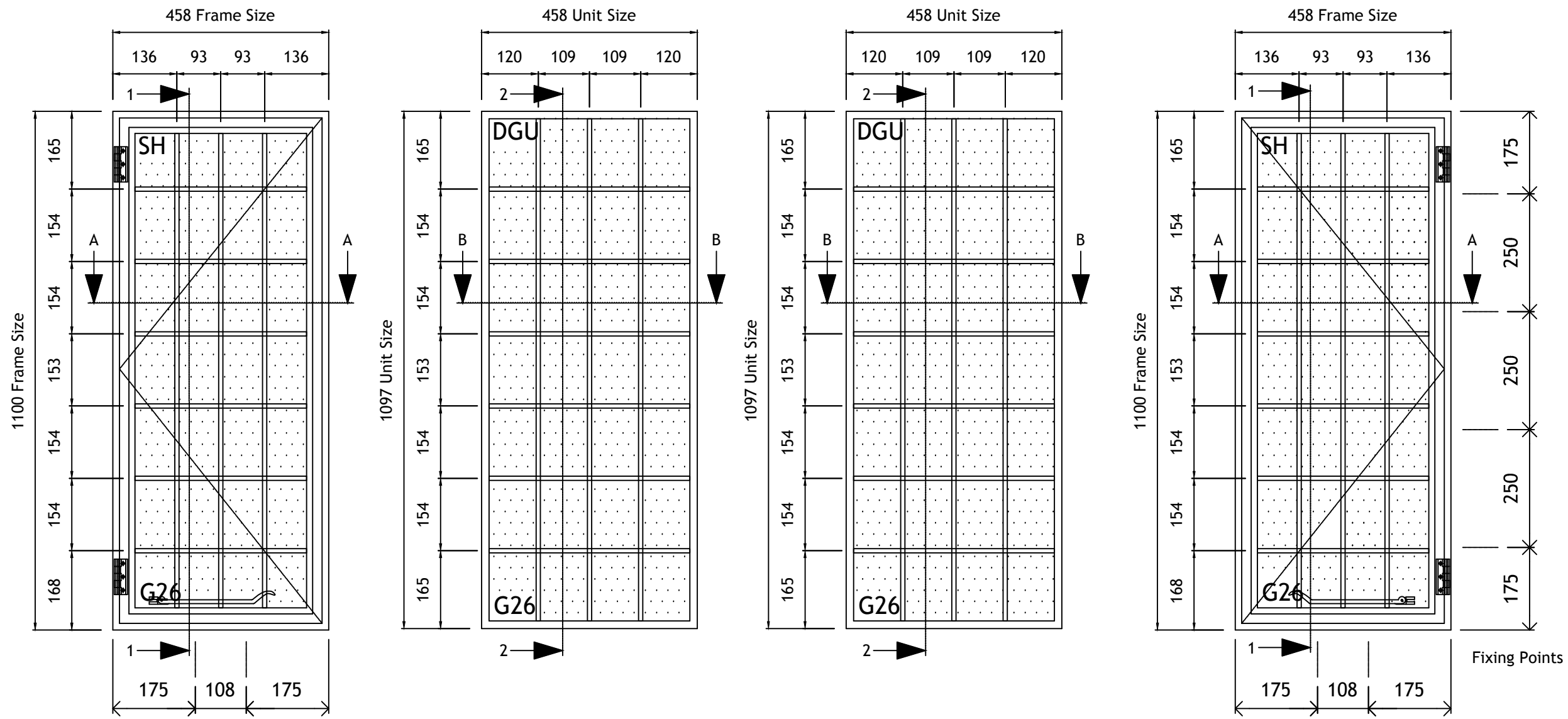
SH = Side Hung	DL = Door Leaf
TH = Top Hung	FL = Fixed Lights
BH = Bottom Hung	IP = Insulated Panels
VP = Vertical Pivot	HP = Horizontal Pivot
UBC = Universal Bedding Compound	

Section Reference Markers

① = Section No.
 ② = Drawing No.

= Silicone	= Masonry
= Universal Bedding Compound	= Obscure Glass
= Kicking / Infill Panel	= Weld
= Glazing Tape	= Internal Finishes

ALL DRAWINGS APPROVED FOR MANUFACTURE WILL INCUR COSTS IF CHANGED



1 No. Required
 FW12 - Into Existing Timber

SEE LATEST ISSUES OF DRAWINGS
 No. 7115-SEC1, -SEC2, -SEC3, -SEC4, -SEC5, -SEC6, -SEC7 & -SEC8
 FOR SECTION DETAILS

DATE	REV	INT	COMMENTS
REVISIONS			

For Approval

Drawing Title
 ELEVATIONS

Project/Site
 5 WEDDERBURN ROAD
 LONDON

Contractor/Client
 ALEXANDER MALTBY LTD

Architect

Scale @ A3: 1:10
Drawn By: MA

Date: 13/02/2014
Checked by:

CLEMENT

Clement House
 Haslemere
 Surrey, GU27 1HR
 Tel: 01428 647713
 Fax: 01428 644436
 E-mail: kevin.romaine@clementwg.co.uk

Drawing No. 7115-07	Revision -
-------------------------------	----------------------

ELEVATIONS VIEWED FROM OUTSIDE

Copyright Reserved 2013
 CLEMENT WINDOWS LTD
 This product is protected by the provisions of the Copyright, Design & Patents Act 1988
 This drawing is the property of Clement Windows Ltd.
 It is forbidden to copy, re-produce or use these details in any way (including transfer to another party) without the express authority/permission of Clement Windows Ltd in writing.

NOTES
 DO NOT SCALE

Legend

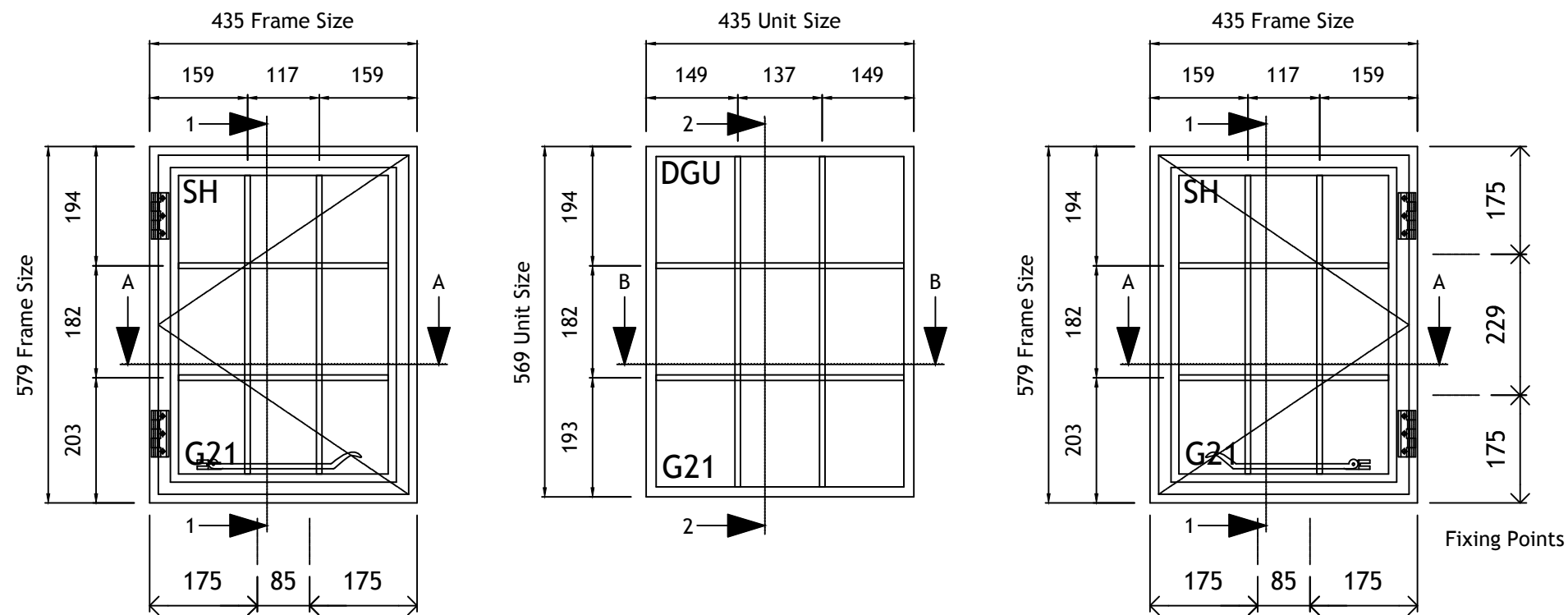
SH = Side Hung	DL = Door Leaf
TH = Top Hung	FL = Fixed Lights
BH = Bottom Hung	IP = Insulated Panels
VP = Vertical Pivot	HP = Horizontal Pivot
UBC = Universal Bedding Compound	

Section Reference Markers

① = Section No.
 ② = Drawing No.

= Silicone	= Masonry
= Universal Bedding Compound	= Obscure Glass
= Kicking / Infill Panel	= Weld
= Glazing Tape	= Internal Finishes

ALL DRAWINGS APPROVED FOR MANUFACTURE WILL INCUR COSTS IF CHANGED



2No. Required
 SW05 & SW06 - Into Existing Timber

DATE	REV	INT	COMMENTS
------	-----	-----	----------

REVISIONS

For Approval

Drawing Title
 ELEVATIONS

Project/Site
 5 WEDDERBURN ROAD
 LONDON

Contractor/Client
 ALEXANDER MALTBY LTD

Architect

Scale @ A3: 1:10 Drawn By: MA

Date: 13/02/2014 Checked by:

CLEMENT

Clement House
 Haslemere
 Surrey, GU27 1HR
 Tel: 01428 647713
 Fax: 01428 644436
 E-mail: kevin.romaine@clementwg.co.uk

SEE LATEST ISSUES OF DRAWINGS
 No. 7115-SEC1, -SEC2, -SEC3, -SEC4, -SEC5, -SEC6, -SEC7 & -SEC8
 FOR SECTION DETAILS

Drawing No. 7115-08	Revision -
-------------------------------	---------------

ELEVATIONS VIEWED FROM OUTSIDE

Copyright Reserved 2013
 CLEMENT WINDOWS LTD
 This product is protected by the provisions of the Copyright, Design & Patents Act 1988
 This drawing is the property of Clement Windows Ltd.
 It is forbidden to copy, re-produce or use these details in any way (including transfer to another party) without the express authority/permission of Clement Windows Ltd in writing.

NOTES
 DO NOT SCALE

Legend

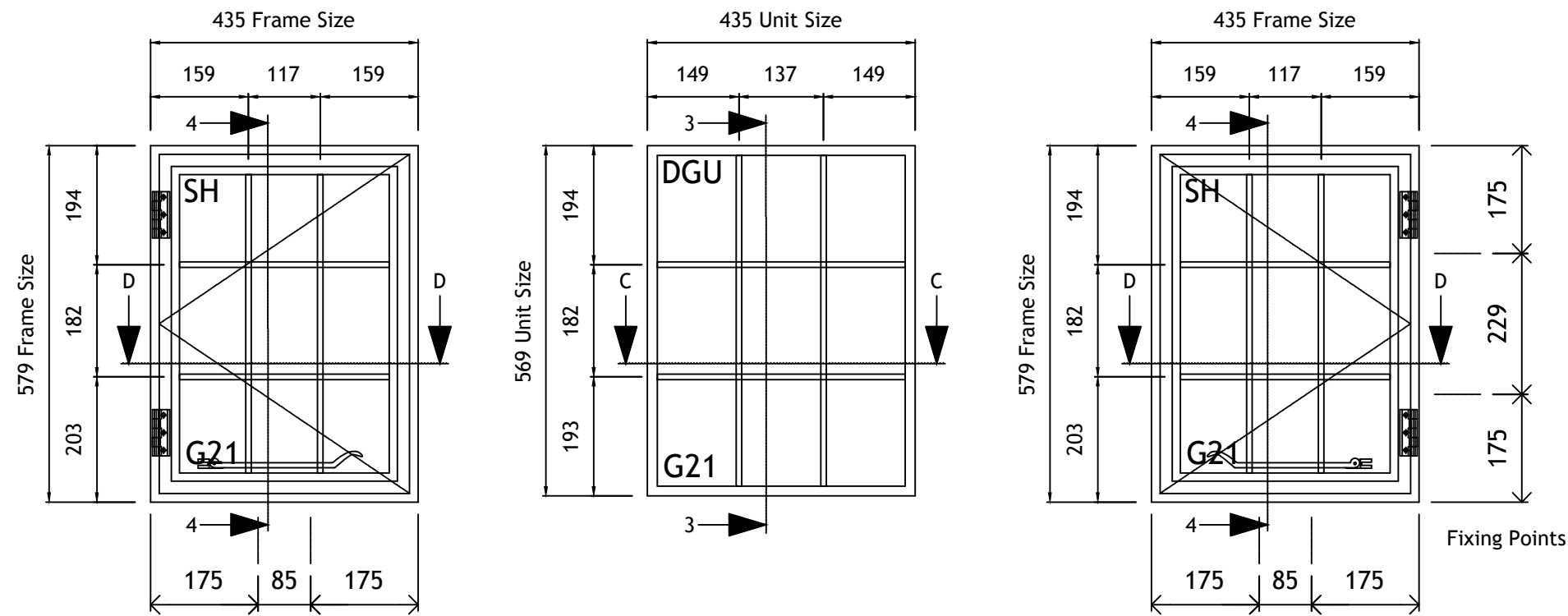
SH = Side Hung	DL = Door Leaf
TH = Top Hung	FL = Fixed Lights
BH = Bottom Hung	IP = Insulated Panels
VP = Vertical Pivot	HP = Horizontal Pivot
UBC = Universal Bedding Compound	

Section Reference Markers

⊙ = Section No.
 ⊙ = Drawing No.

▨ = Silicone	▨ = Masonry
▨ = Universal Bedding Compound	▨ = Obscure Glass
▨ = Kicking / Infill Panel	▨ = Weld
▨ = Glazing Tape	▨ = Internal Finishes

ALL DRAWINGS APPROVED FOR MANUFACTURE WILL INCUR COSTS IF CHANGED



1 No. Required
 SW04 - Into New Timber
 NOTE: New Timber Surround To Be Fabricated, By Others, To Accept Clements Sections And Sizes.

DATE	REV	INT	COMMENTS
------	-----	-----	----------

REVISIONS

For Approval

Drawing Title
 ELEVATIONS

Project/Site
 5 WEDDERBURN ROAD
 LONDON

Contractor/Client
 ALEXANDER MALTBY LTD

Architect

Scale @ A3: 1:10 Drawn By: MA

Date: 13/02/2014 Checked by:

CLEMENT

Clement House
 Haslemere
 Surrey, GU27 1HR
 Tel: 01428 647713
 Fax: 01428 644436
 E-mail: kevin.romaine@clementwg.co.uk

SEE LATEST ISSUES OF DRAWINGS
 No. 7115-SEC1, -SEC2, -SEC3, -SEC4, -SEC5, -SEC6, -SEC7 & -SEC8 FOR SECTION DETAILS

Drawing No. 7115-09	Revision -
------------------------	---------------

ELEVATIONS VIEWED FROM OUTSIDE

Copyright Reserved 2013
 CLEMENT WINDOWS LTD
 This product is protected by the provisions of the Copyright, Design & Patents Act 1988
 This drawing is the property of Clement Windows Ltd.
 It is forbidden to copy, re-produce or use these details in any way (including transfer to another party) without the express authority/permission of Clement Windows Ltd in writing.

NOTES
 DO NOT SCALE

Legend

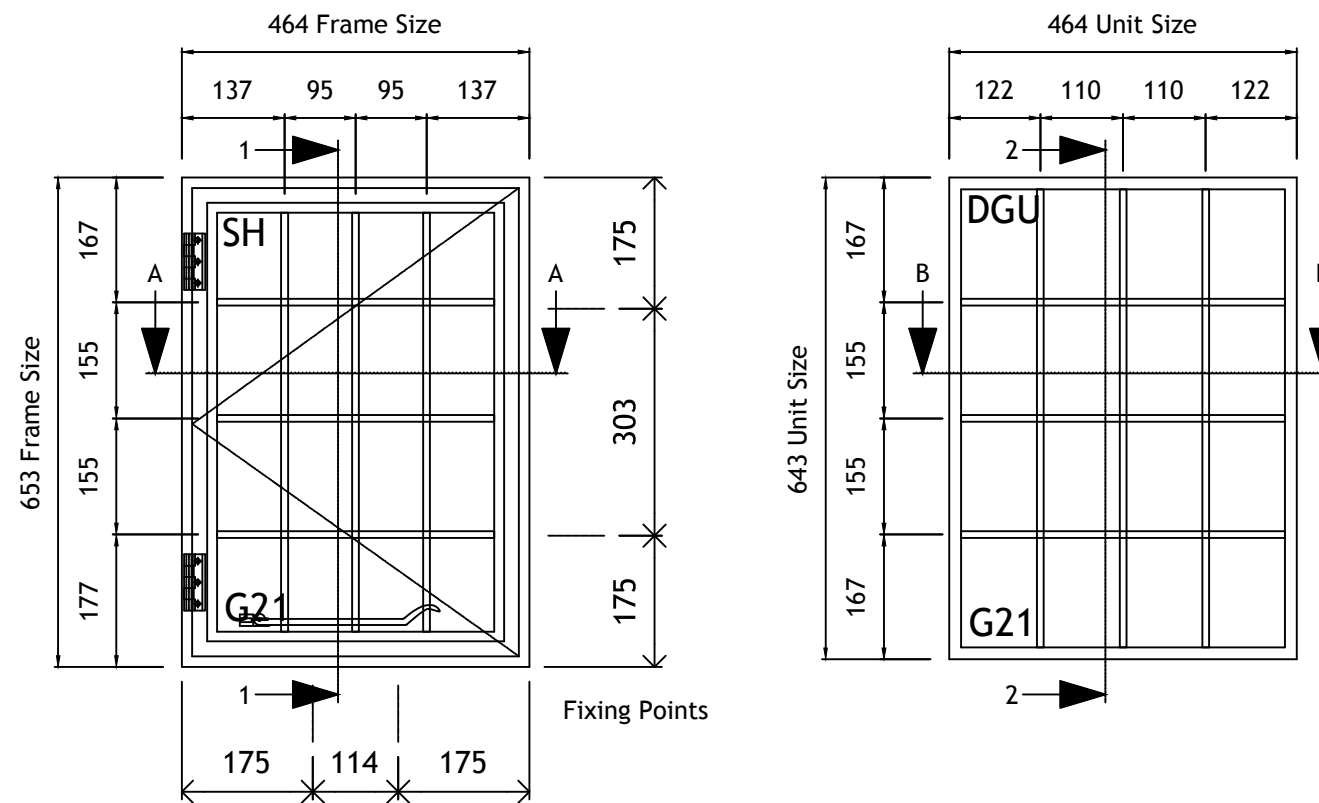
SH = Side Hung	DL = Door Leaf
TH = Top Hung	FL = Fixed Lights
BH = Bottom Hung	IP = Insulated Panels
VP = Vertical Pivot	HP = Horizontal Pivot
UBC = Universal Bedding Compound	

Section Reference Markers

① = Section No.
 ② = Drawing No.

■ = Silicone	▨ = Masonry
▨ = Universal Bedding Compound	▨ = Obscure Glass
▨ = Kicking / Infill Panel	▨ = Weld
■ = Glazing Tape	▨ = Internal Finishes

ALL DRAWINGS APPROVED FOR MANUFACTURE WILL INCUR COSTS IF CHANGED



2No. Required
 SW01 & SW03 - Into Existing Timber

DATE	REV	INT	COMMENTS
------	-----	-----	----------

REVISIONS

For Approval

Drawing Title
 ELEVATIONS

Project/Site
 5 WEDDERBURN ROAD
 LONDON

Contractor/Client
 ALEXANDER MALTY LTD

Architect

Scale @ A3: 1:10 Drawn By: MA

Date: 13/02/2014 Checked by:

CLEMENT

Clement House
 Haslemere
 Surrey, GU27 1HR
 Tel: 01428 647713
 Fax: 01428 644436
 E-mail: kevin.romaine@clementwg.co.uk

SEE LATEST ISSUES OF DRAWINGS
 No. 7115-SEC1, -SEC2, -SEC3, -SEC4, -SEC5, -SEC6, -SEC7 & -SEC8 FOR SECTION DETAILS

Drawing No. 7115-10	Revision -
------------------------	---------------

ELEVATIONS VIEWED FROM OUTSIDE

Copyright Reserved 2013
 CLEMENT WINDOWS LTD
 This product is protected by the provisions of the Copyright, Design & Patents Act 1988
 This drawing is the property of Clement Windows Ltd.
 It is forbidden to copy, re-produce or use these details in any way (including transfer to another party) without the express authority/permission of Clement Windows Ltd in writing.

NOTES
 DO NOT SCALE

Legend

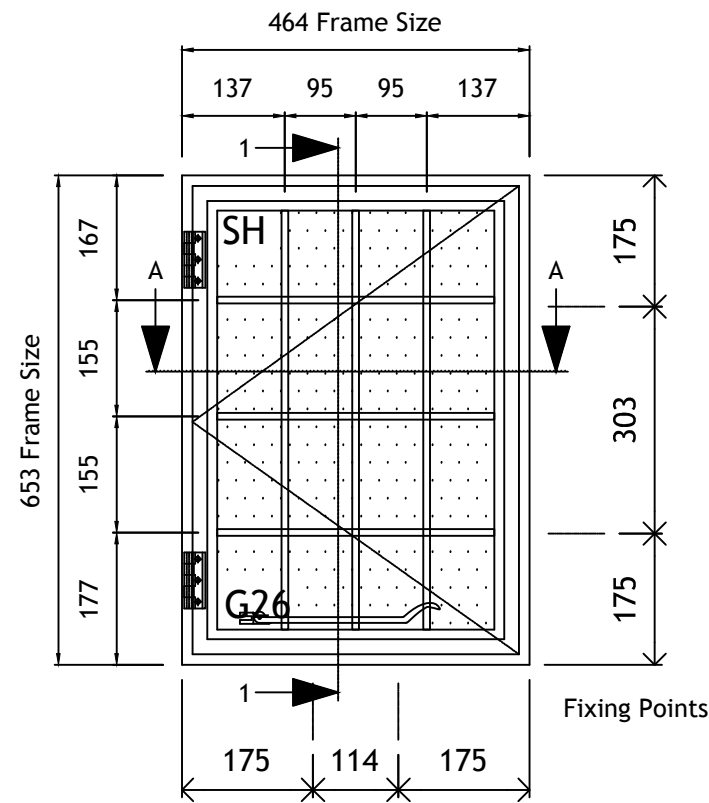
SH = Side Hung	DL = Door Leaf
TH = Top Hung	FL = Fixed Lights
BH = Bottom Hung	IP = Insulated Panels
VP = Vertical Pivot	HP = Horizontal Pivot
UBC = Universal Bedding Compound	

Section Reference Markers

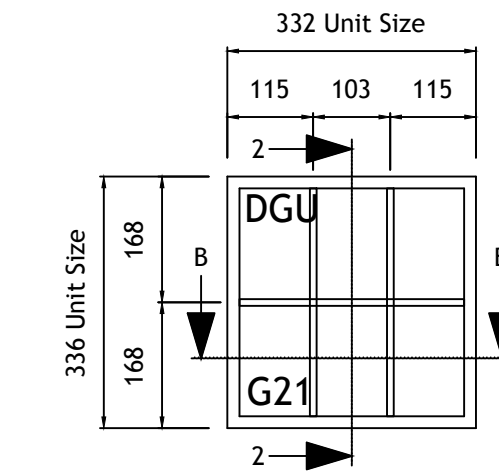
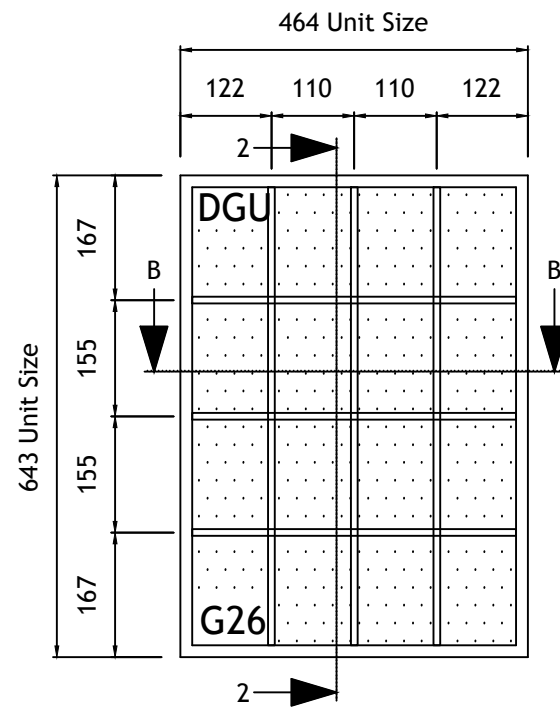
⊙ = Section No.
 ○ = Drawing No.

■ = Silicone	▨ = Masonry
▤ = Universal Bedding Compound	▩ = Obscure Glass
▧ = Kicking / Infill Panel	▩ = Weld
■ = Glazing Tape	▩ = Internal Finishes

ALL DRAWINGS APPROVED FOR MANUFACTURE WILL INCUR COSTS IF CHANGED



1 No. Required
 SW02 - Into Existing Timber



2 No. Required
 SW07 & SW08 - Into Existing Timber

DATE	REV	INT	COMMENTS
------	-----	-----	----------

REVISIONS

For Approval

Drawing Title
 ELEVATIONS

Project/Site
 5 WEDDERBURN ROAD
 LONDON

Contractor/Client
 ALEXANDER MALTBY LTD

Architect

Scale @ A3: 1:10 Drawn By: MA

Date: 13/02/2014 Checked by:

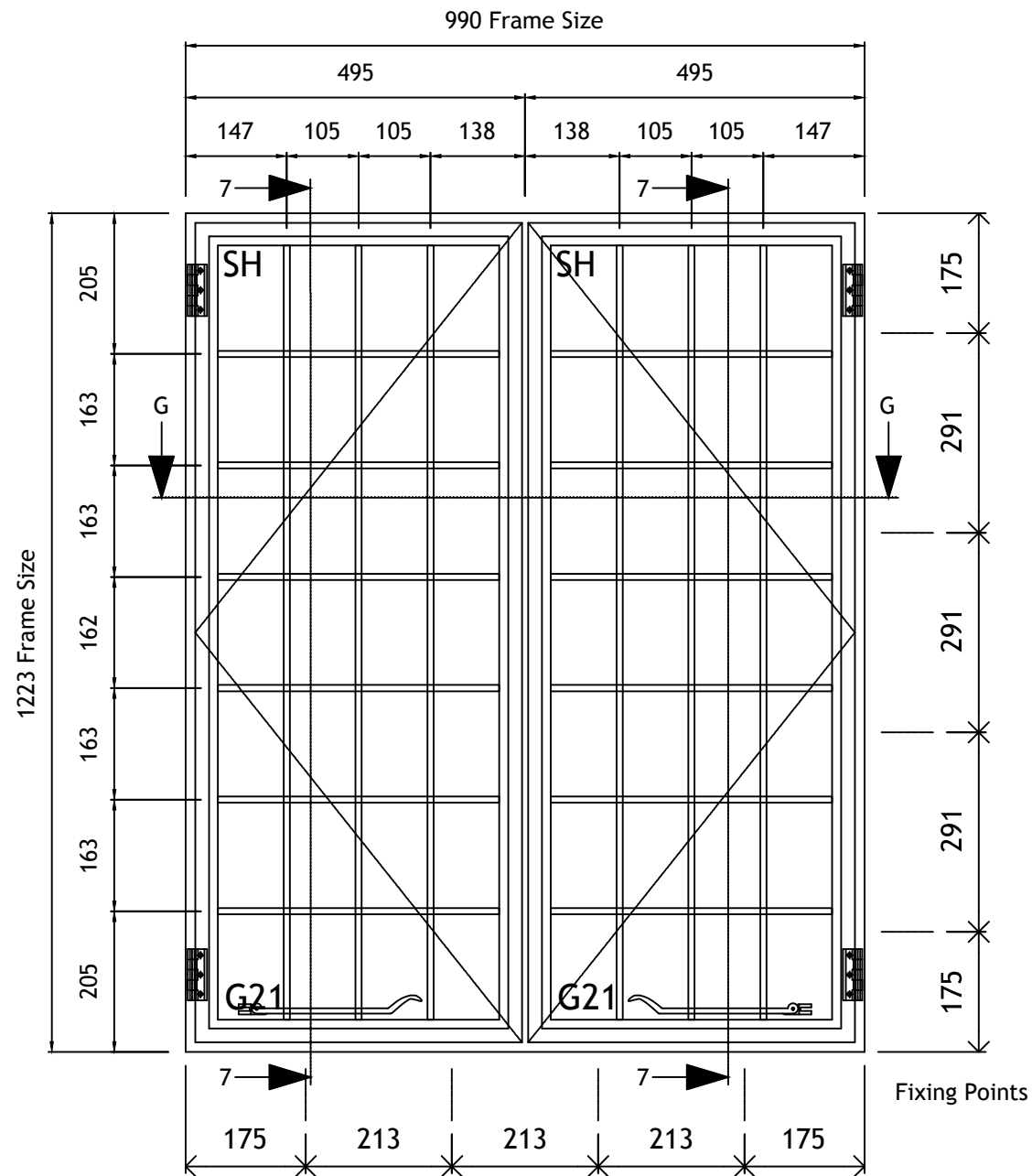
CLEMENT

Clement House
 Haslemere
 Surrey, GU27 1HR
 Tel: 01428 647713
 Fax: 01428 644436
 E-mail: kevin.romaine@clementwg.co.uk

Drawing No.	Revision
7115-11	-

SEE LATEST ISSUES OF DRAWINGS
 No. 7115-SEC1, -SEC2, -SEC3, -SEC4, -SEC5, -SEC6, -SEC7 & -SEC8 FOR SECTION DETAILS

ELEVATIONS VIEWED FROM OUTSIDE



1No. Required
FW14 - Into Existing Timber

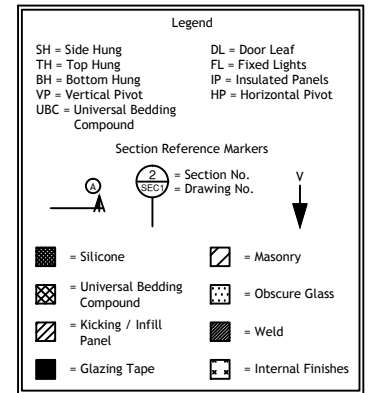
Please Note: Due To Recent Reviews
Casements Over 1200mm In Height Are
Now Required To Have 2No. Points Of Locking As Standard.

If 1No Handle Is Required, The Client To Confirm And Approve This In
Writing, Prior To Manufacture.

Clements Cannot Assume Responsibility For Any Adverse Weathering Effects
That Occur Due To 1No. Handle. Client To Accept This In Writing.

Copyright Reserved 2013
CLEMENT WINDOWS LTD
This product is protected by the provisions of the Copyright, Design & Patents Act 1988
This drawing is the property of Clement Windows Ltd.
It is forbidden to copy, re-produce or use these details in any way (including
transfer to another party) without the express authority/permission of Clement
Windows Ltd in writing.

NOTES
DO NOT SCALE



ALL DRAWINGS APPROVED FOR MANUFACTURE WILL
INCUR COSTS IF CHANGED

DATE	REV	INT	COMMENTS
------	-----	-----	----------

REVISIONS

For Approval

Drawing Title
ELEVATIONS

Project/Site
5 WEDDERBURN ROAD
LONDON

Contractor/Client
ALEXANDER MALTY LTD

Architect

Scale @ A3: 1:10

Drawn By: MA

Date: 13/02/2014

Checked by:

CLEMENT

Clement House
Haslemere
Surrey, GU27 1HR
Tel: 01428 647713
Fax: 01428 644436
E-mail: kevin.romaine@clementwg.co.uk

SEE LATEST ISSUES OF
DRAWINGS
No. 7115-SEC1, -SEC2,
-SEC3, -SEC4, -SEC5,
-SEC6, -SEC7 & -SEC8
FOR SECTION DETAILS

Drawing No.

7115-12

Revision

-

ELEVATIONS VIEWED FROM OUTSIDE

Copyright Reserved 2013
 CLEMENT WINDOWS LTD
 This product is protected by the provisions of the Copyright, Design & Patents Act 1988
 This drawing is the property of Clement Windows Ltd.
 It is forbidden to copy, re-produce or use these details in any way (including transfer to another party) without the express authority/permission of Clement Windows Ltd in writing.

NOTES
 DO NOT SCALE

Legend

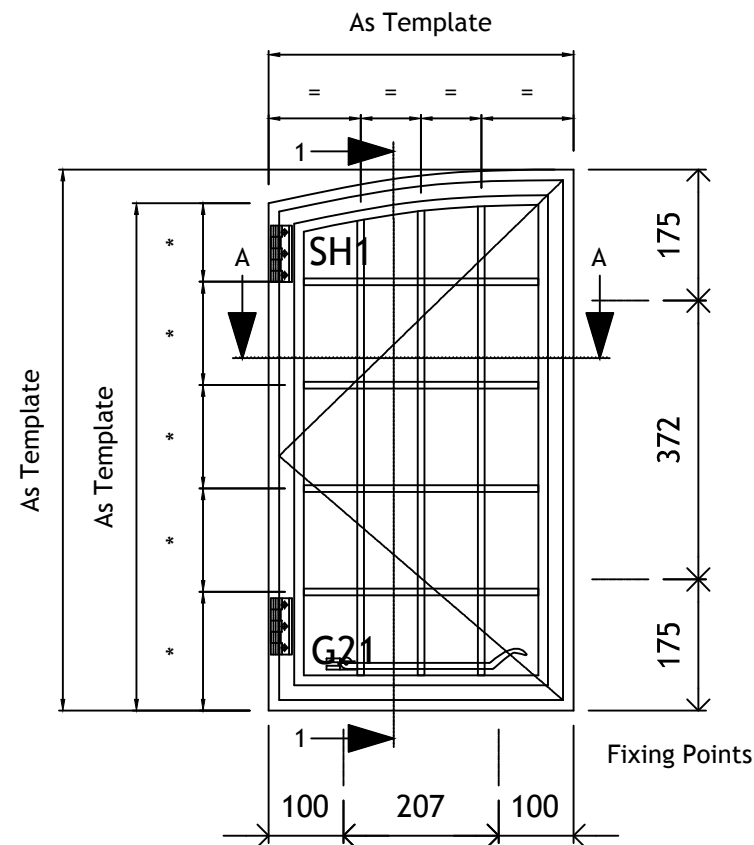
SH = Side Hung	DL = Door Leaf
TH = Top Hung	FL = Fixed Lights
BH = Bottom Hung	IP = Insulated Panels
VP = Vertical Pivot	HP = Horizontal Pivot
UBC = Universal Bedding Compound	

Section Reference Markers

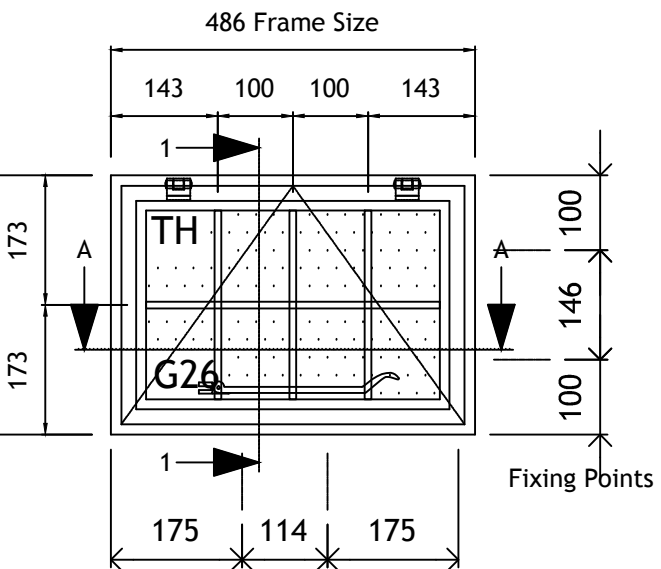
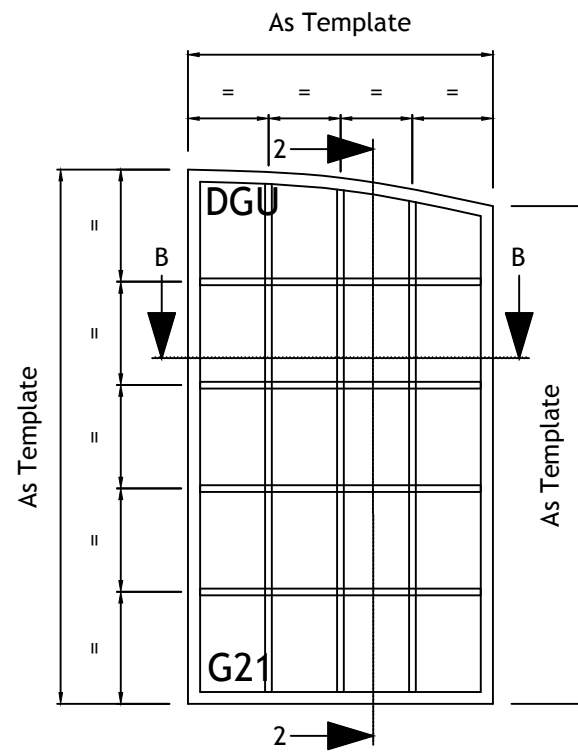
① = Section No.
 ② = Drawing No.

■ = Silicone	▨ = Masonry
▤ = Universal Bedding Compound	▩ = Obscure Glass
▧ = Kicking / Infill Panel	▩ = Weld
■ = Glazing Tape	▩ = Internal Finishes

ALL DRAWINGS APPROVED FOR MANUFACTURE WILL INCUR COSTS IF CHANGED



1 No. Required
GW01 - Into Existing Timber
 * Leads To Match Direct Glazed Unit Adjacent



1 No. Required
GW05 - Into Existing Timber

SEE LATEST ISSUES OF DRAWINGS
 No. 7115-SEC1, -SEC2, -SEC3, -SEC4, -SEC5, -SEC6, -SEC7 & -SEC8 FOR SECTION DETAILS

DATE	REV	INT	COMMENTS
REVISIONS			

For Approval

Drawing Title
 ELEVATIONS

Project/Site
 5 WEDDERBURN ROAD
 LONDON

Contractor/Client
 ALEXANDER MALTBY LTD

Architect

Scale @ A3: 1:10 Drawn By: MA

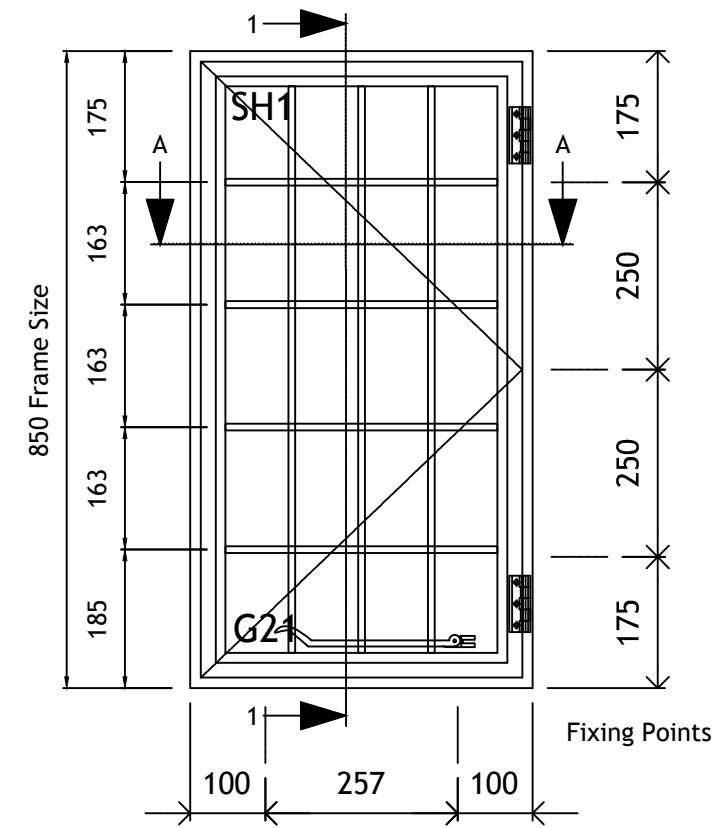
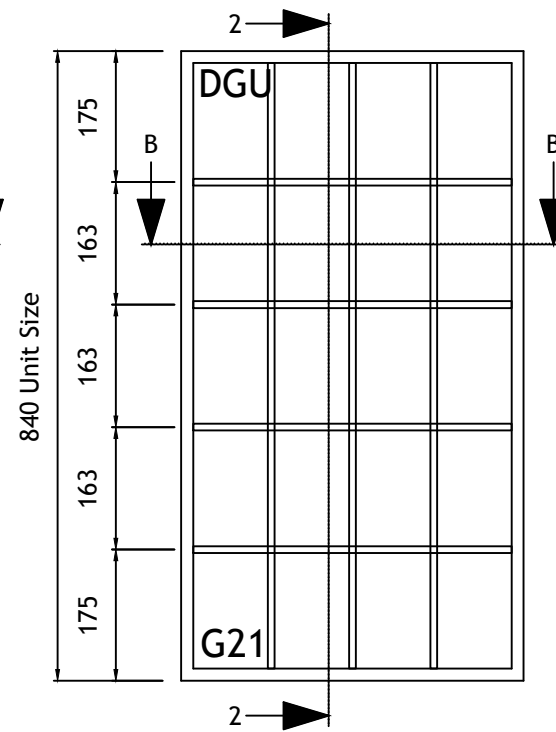
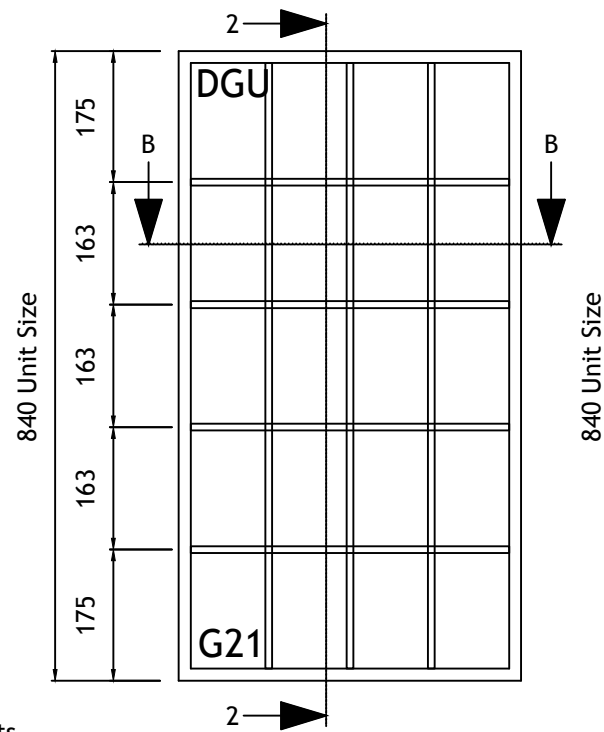
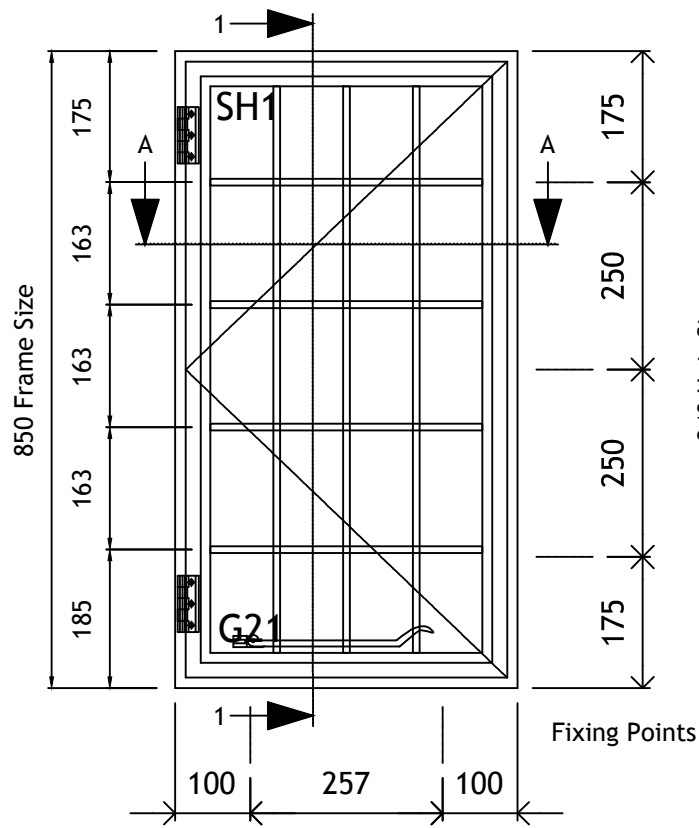
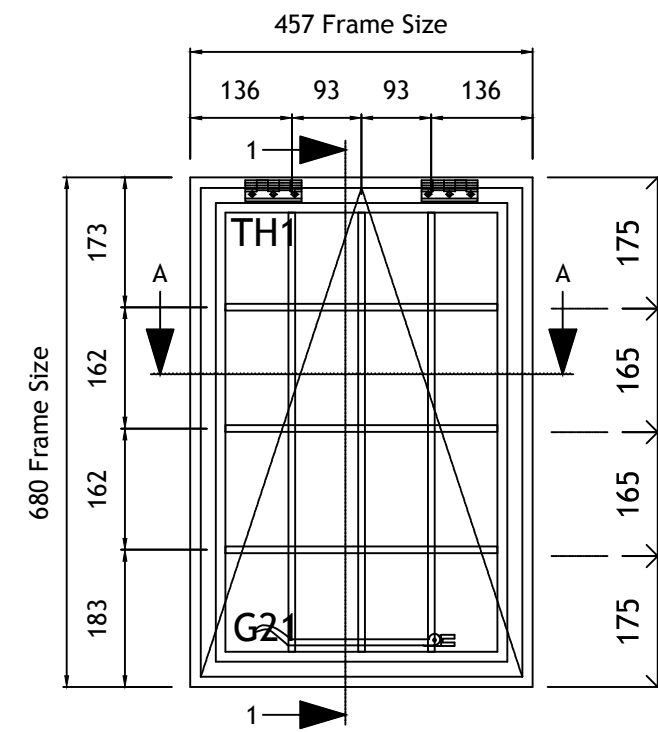
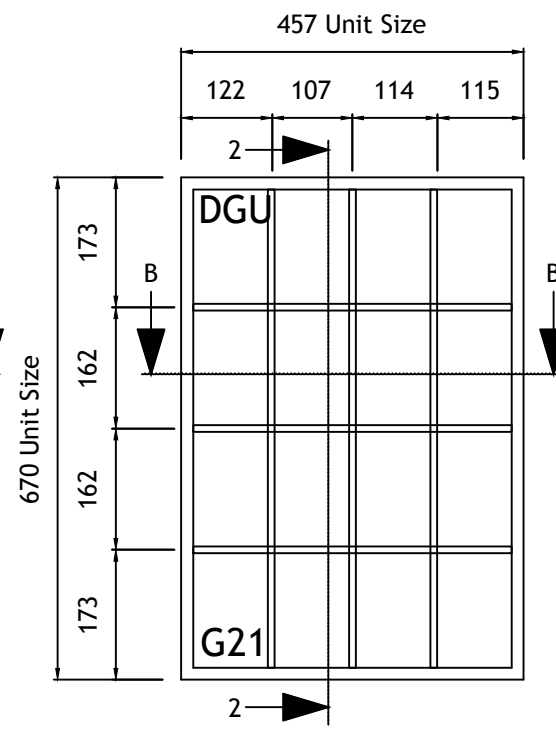
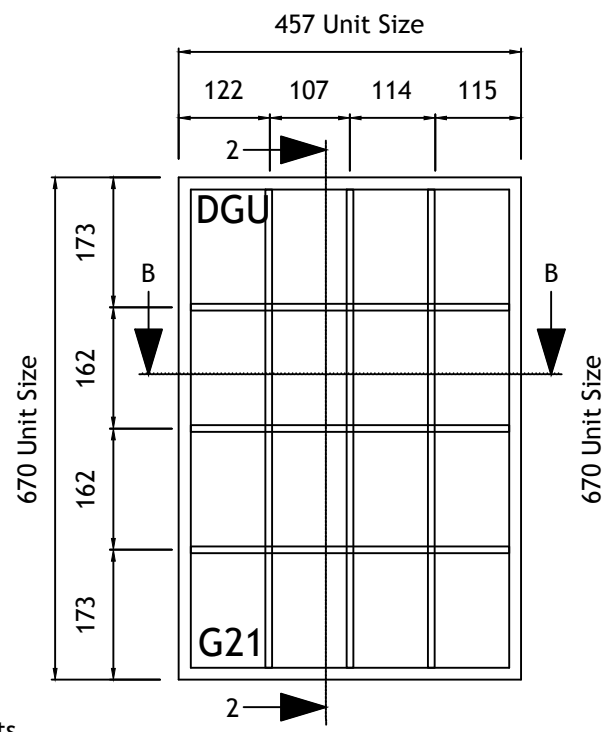
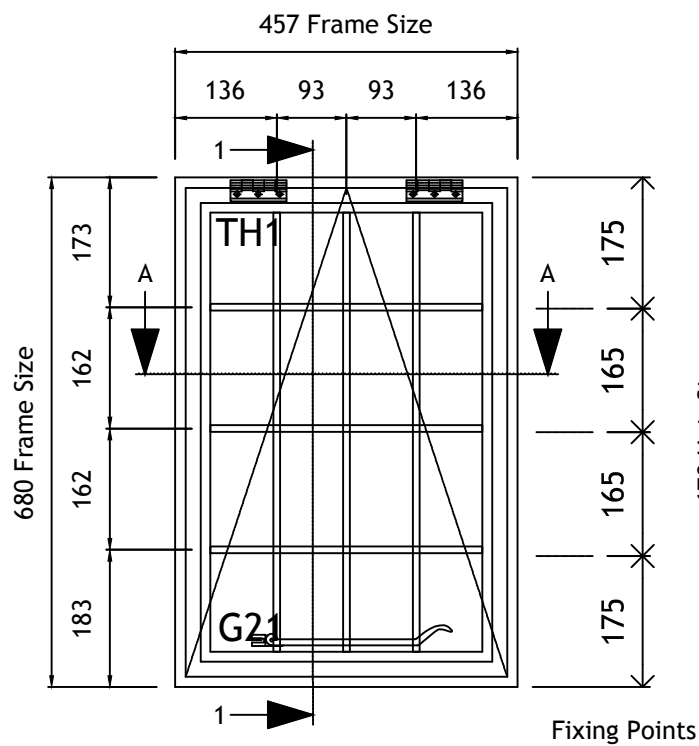
Date: 13/02/2014 Checked by:

CLEMENT

Clement House
 Haslemere
 Surrey, GU27 1HR
 Tel: 01428 647713
 Fax: 01428 644436
 E-mail: kevin.romaine@clementwg.co.uk

Drawing No. 7115-13	Revision -
-------------------------------	---------------

ELEVATIONS VIEWED FROM OUTSIDE



Copyright Reserved 2013
 CLEMENT WINDOWS LTD
 This product is protected by the provisions of the Copyright, Design & Patents Act 1988
 This drawing is the property of Clement Windows Ltd.
 It is forbidden to copy, re-produce or use these details in any way (including transfer to another party) without the express authority/permission of Clement Windows Ltd in writing.

NOTES
 DO NOT SCALE

Legend

SH = Side Hung DL = Door Leaf
 TH = Top Hung FL = Fixed Lights
 BH = Bottom Hung IP = Insulated Panels
 VP = Vertical Pivot HP = Horizontal Pivot
 UBC = Universal Bedding Compound

Section Reference Markers

1 = Section No.
 2 = Drawing No.

ALL DRAWINGS APPROVED FOR MANUFACTURE WILL INCUR COSTS IF CHANGED

DATE	REV	INT	COMMENTS
REVISIONS			
<i>For Approval</i>			
Drawing Title ELEVATIONS			
Project/Site 5 WEDDERBURN ROAD LONDON			
Contractor/Client ALEXANDER MALTBY LTD			
Architect			
Scale @ A3: 1:10		Drawn By: MA	
Date: 13/02/2014		Checked by:	

For Approval

Drawing Title
ELEVATIONS

Project/Site
5 WEDDERBURN ROAD
LONDON

Contractor/Client
ALEXANDER MALTBY LTD

Architect

Scale @ A3: 1:10 **Drawn By:** MA

Date: 13/02/2014 **Checked by:**

CLEMENT

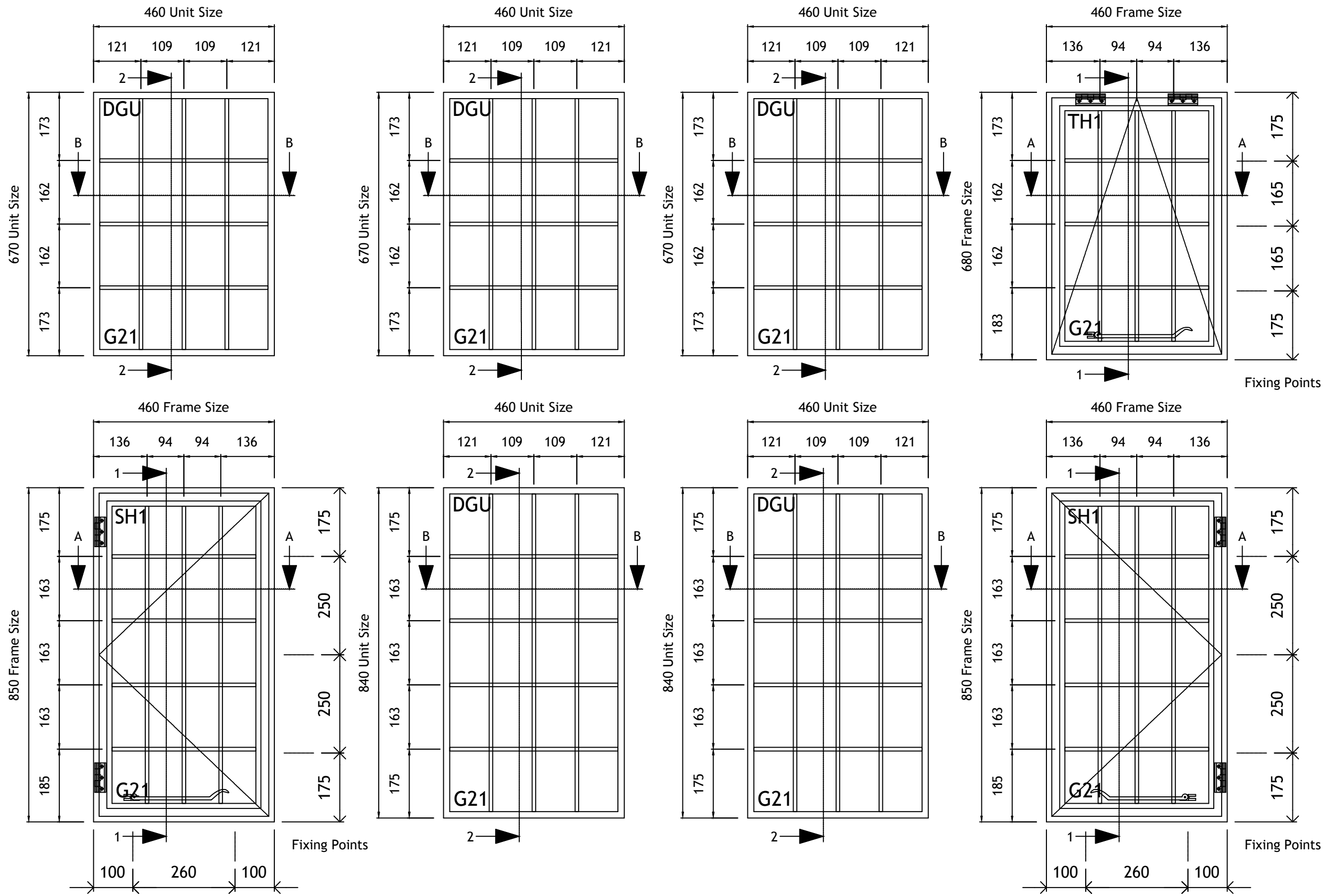
Clement House
 Haslemere
 Surrey, GU27 1HR
 Tel: 01428 647713
 Fax: 01428 644436
 E-mail: kevin.romaine@clementwg.co.uk

Drawing No. 7115-14	Revision -
-------------------------------	----------------------

2No. Required
 GW02 & GW03 - Into Existing Timber

SEE LATEST ISSUES OF DRAWINGS
 No. 7115-SEC1, -SEC2, -SEC3, -SEC4, -SEC5, -SEC6, -SEC7 & -SEC8
 FOR SECTION DETAILS

ELEVATIONS VIEWED FROM OUTSIDE



Copyright Reserved 2013
 CLEMENT WINDOWS LTD
 This product is protected by the provisions of the Copyright, Design & Patents Act 1988
 This drawing is the property of Clement Windows Ltd.
 It is forbidden to copy, re-produce or use these details in any way (including transfer to another party) without the express authority/permission of Clement Windows Ltd in writing.

NOTES
 DO NOT SCALE

Legend

SH = Side Hung	DL = Door Leaf
TH = Top Hung	FL = Fixed Lights
BH = Bottom Hung	IP = Insulated Panels
VP = Vertical Pivot	HP = Horizontal Pivot
UBC = Universal Bedding Compound	

Section Reference Markers

1 = Section No.
 2 = Drawing No.

[Symbol] = Silicone	[Symbol] = Masonry
[Symbol] = Universal Bedding Compound	[Symbol] = Obscure Glass
[Symbol] = Kicking / Infill Panel	[Symbol] = Weld
[Symbol] = Glazing Tape	[Symbol] = Internal Finishes

ALL DRAWINGS APPROVED FOR MANUFACTURE WILL INCUR COSTS IF CHANGED

DATE	REV	INT	COMMENTS
------	-----	-----	----------

REVISIONS

For Approval

Drawing Title
 ELEVATIONS

Project/Site
 5 WEDDERBURN ROAD
 LONDON

Contractor/Client
 ALEXANDER MALTBY LTD
 Architect

Scale @ A3: 1:10
 Date: 13/02/2014
 Drawn By: MA
 Checked by:

CLEMENT

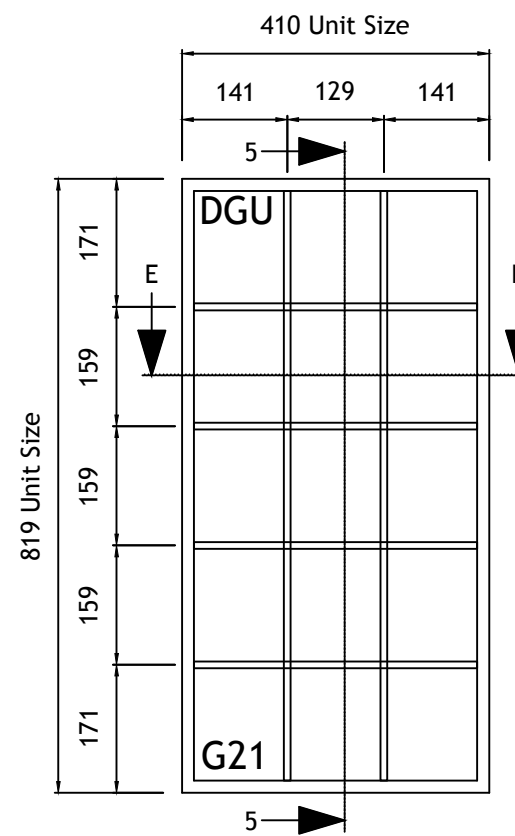
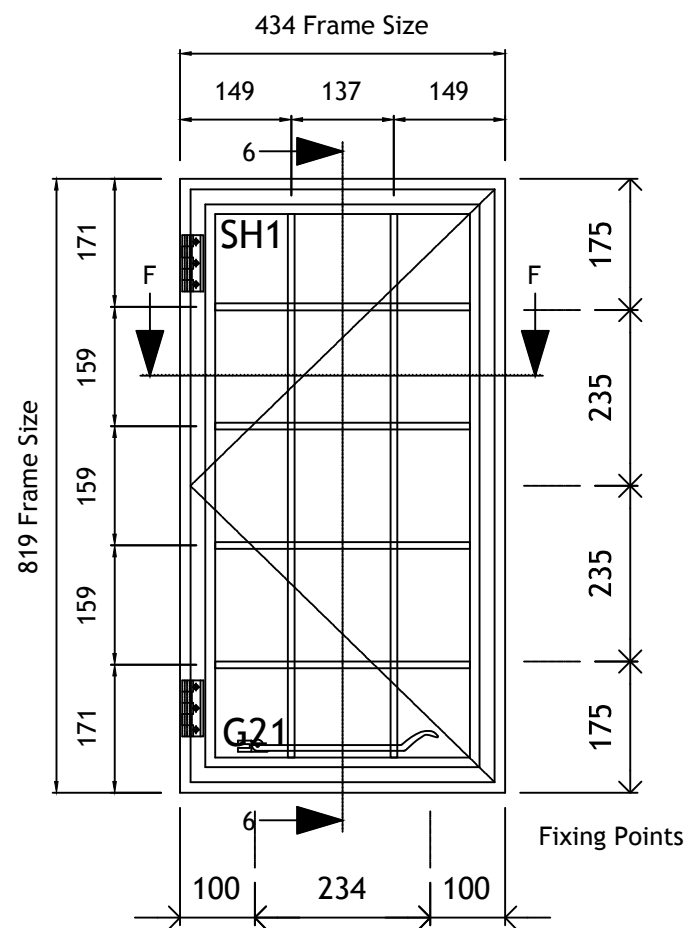
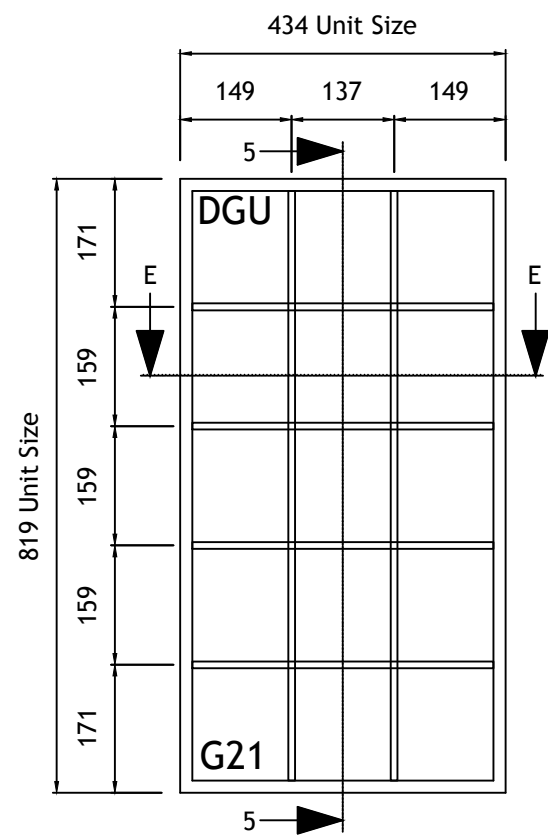
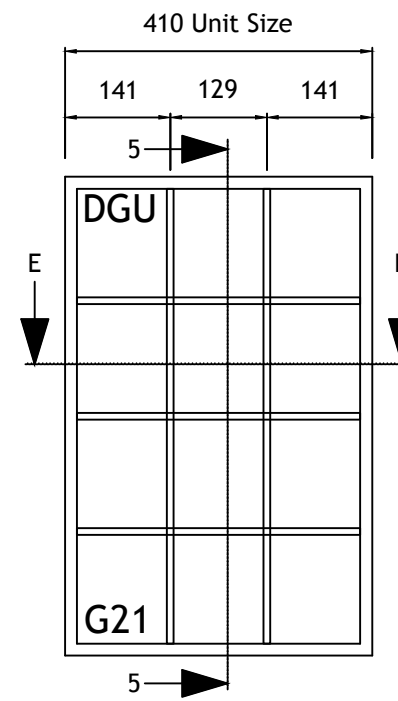
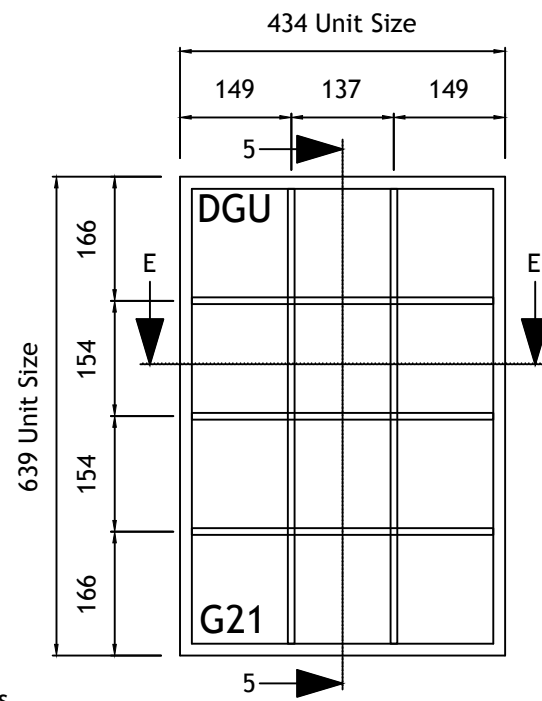
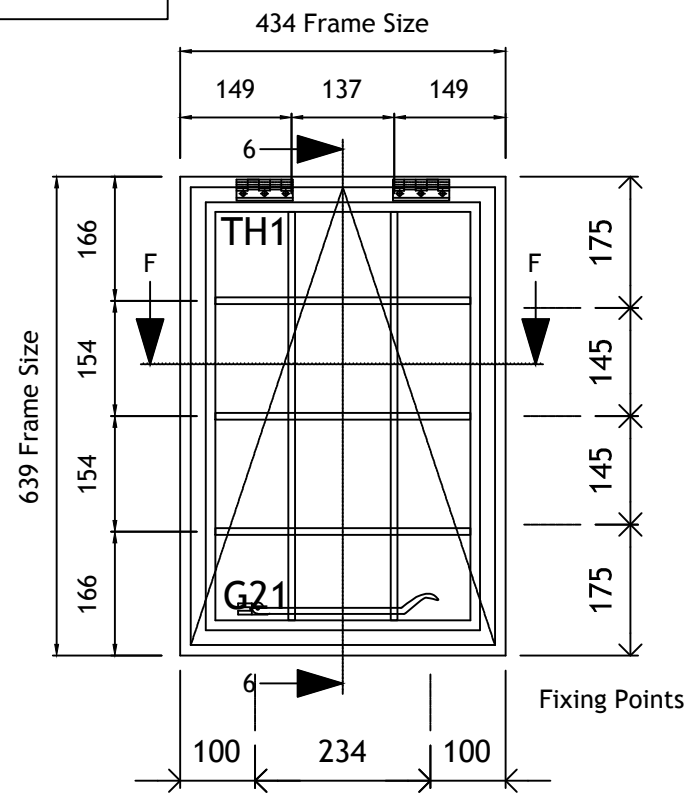
Clement House
 Haslemere
 Surrey, GU27 1HR
 Tel: 01428 647713
 Fax: 01428 644436
 E-mail: kevin.romaine@clementwg.co.uk

Drawing No. 7115-15	Revision -
-------------------------------	---------------

1 No. Required
 GW11 - Into Existing Timber

SEE LATEST ISSUES OF DRAWINGS
 No. 7115-SEC1, -SEC2, -SEC3, -SEC4, -SEC5, -SEC6, -SEC7 & -SEC8 FOR SECTION DETAILS

ELEVATIONS VIEWED FROM OUTSIDE



1 No. Required
GW06 - GW10 - Into Existing Stonework
Bay

SEE LATEST ISSUES OF DRAWINGS
No. 7115-SEC1, -SEC2, -SEC3, -SEC4, -SEC5, -SEC6, -SEC7 & -SEC8
FOR SECTION DETAILS

Copyright Reserved 2013
CLEMENT WINDOWS LTD
This product is protected by the provisions of the Copyright, Design & Patents Act 1988
This drawing is the property of Clement Windows Ltd.
It is forbidden to copy, re-produce or use these details in any way (including transfer to another party) without the express authority/permission of Clement Windows Ltd in writing.

NOTES
DO NOT SCALE

Legend

- SH = Side Hung
- TH = Top Hung
- BH = Bottom Hung
- VP = Vertical Pivot
- UBC = Universal Bedding Compound
- DL = Door Leaf
- FL = Fixed Lights
- IP = Insulated Panels
- HP = Horizontal Pivot

Section Reference Markers

- ① = Section No.
- ② = Drawing No.

- [Symbol] = Silicone
- [Symbol] = Universal Bedding Compound
- [Symbol] = Kicking / Infill Panel
- [Symbol] = Glazing Tape
- [Symbol] = Masonry
- [Symbol] = Obscure Glass
- [Symbol] = Weld
- [Symbol] = Internal Finishes

ALL DRAWINGS APPROVED FOR MANUFACTURE WILL INCUR COSTS IF CHANGED

DATE	REV	INT	COMMENTS
------	-----	-----	----------

REVISIONS

For Approval

Drawing Title
ELEVATIONS

Project/Site
5 WEDDERBURN ROAD
LONDON

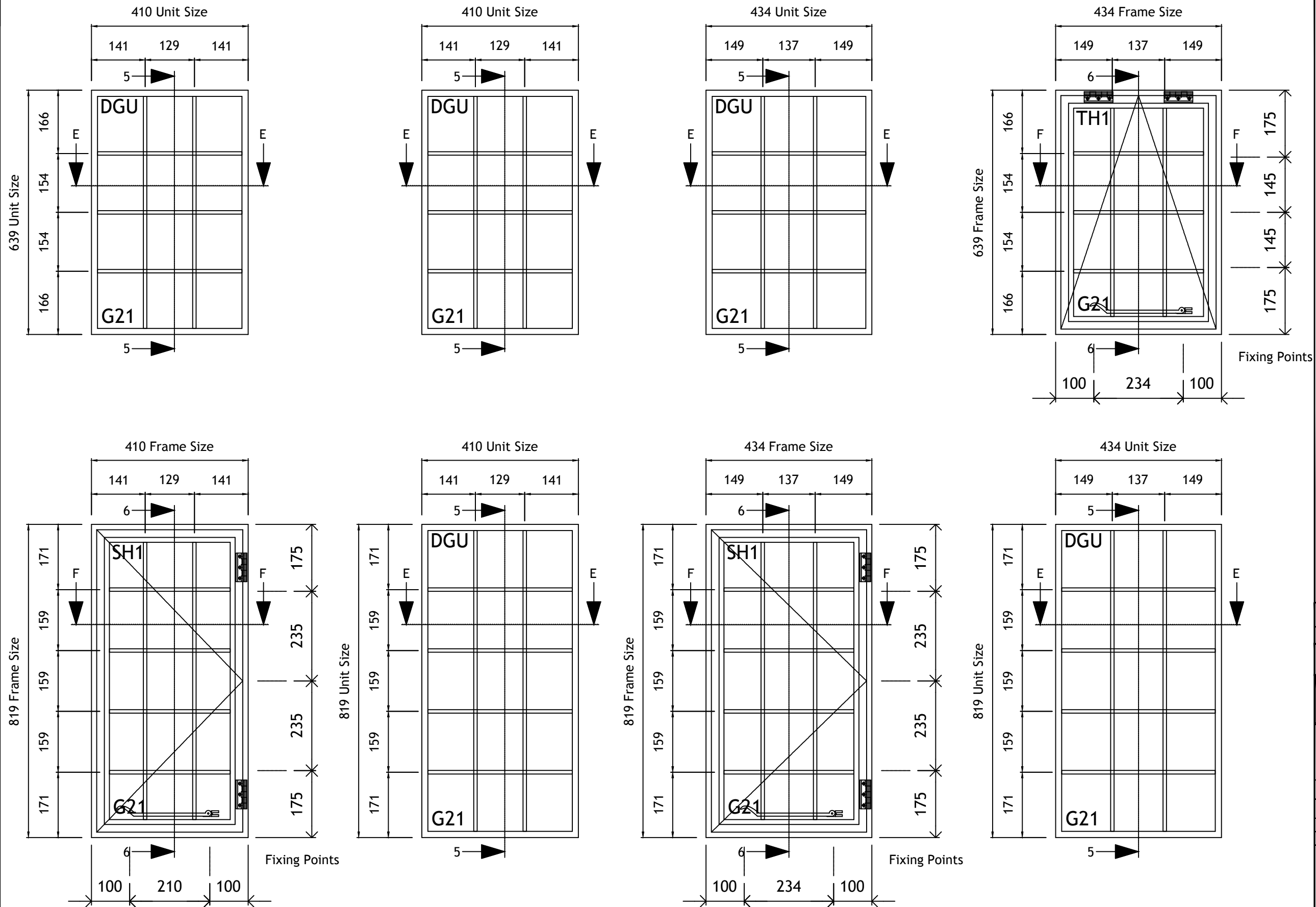
Contractor/Client
ALEXANDER MALTBY LTD
Architect

Scale @ A3: 1:10
Date: 13/02/2014
Drawn By: MA
Checked by:

CLEMENT
Clement House
Haslemere
Surrey, GU27 1HR
Tel: 01428 647713
Fax: 01428 644436
E-mail: kevin.romaine@clementwg.co.uk

Drawing No. 7115-16	Revision -
-------------------------------	---------------

ELEVATIONS VIEWED FROM OUTSIDE



Copyright Reserved 2013
 CLEMENT WINDOWS LTD
 This product is protected by the provisions of the Copyright, Design & Patents Act 1988
 This drawing is the property of Clement Windows Ltd.
 It is forbidden to copy, re-produce or use these details in any way (including transfer to another party) without the express authority/permission of Clement Windows Ltd in writing.

NOTES
 DO NOT SCALE

Legend

SH = Side Hung	DL = Door Leaf
TH = Top Hung	FL = Fixed Lights
BH = Bottom Hung	IP = Insulated Panels
VP = Vertical Pivot	HP = Horizontal Pivot
UBC = Universal Bedding Compound	

Section Reference Markers

① = Section No.
 ② = Drawing No.

= Silicone	= Masonry
= Universal Bedding Compound	= Obscure Glass
= Kicking / Infill Panel	= Weld
= Glazing Tape	= Internal Finishes

ALL DRAWINGS APPROVED FOR MANUFACTURE WILL INCUR COSTS IF CHANGED

DATE	REV	INT	COMMENTS
------	-----	-----	----------

REVISIONS

For Approval

Drawing Title
 ELEVATIONS

Project/Site
 5 WEDDERBURN ROAD
 LONDON

Contractor/Client
 ALEXANDER MALTYBY LTD

Architect

Scale @ A3: 1:10
 Date: 13/02/2014

Drawn By: MA
 Checked by:

CLEMENT

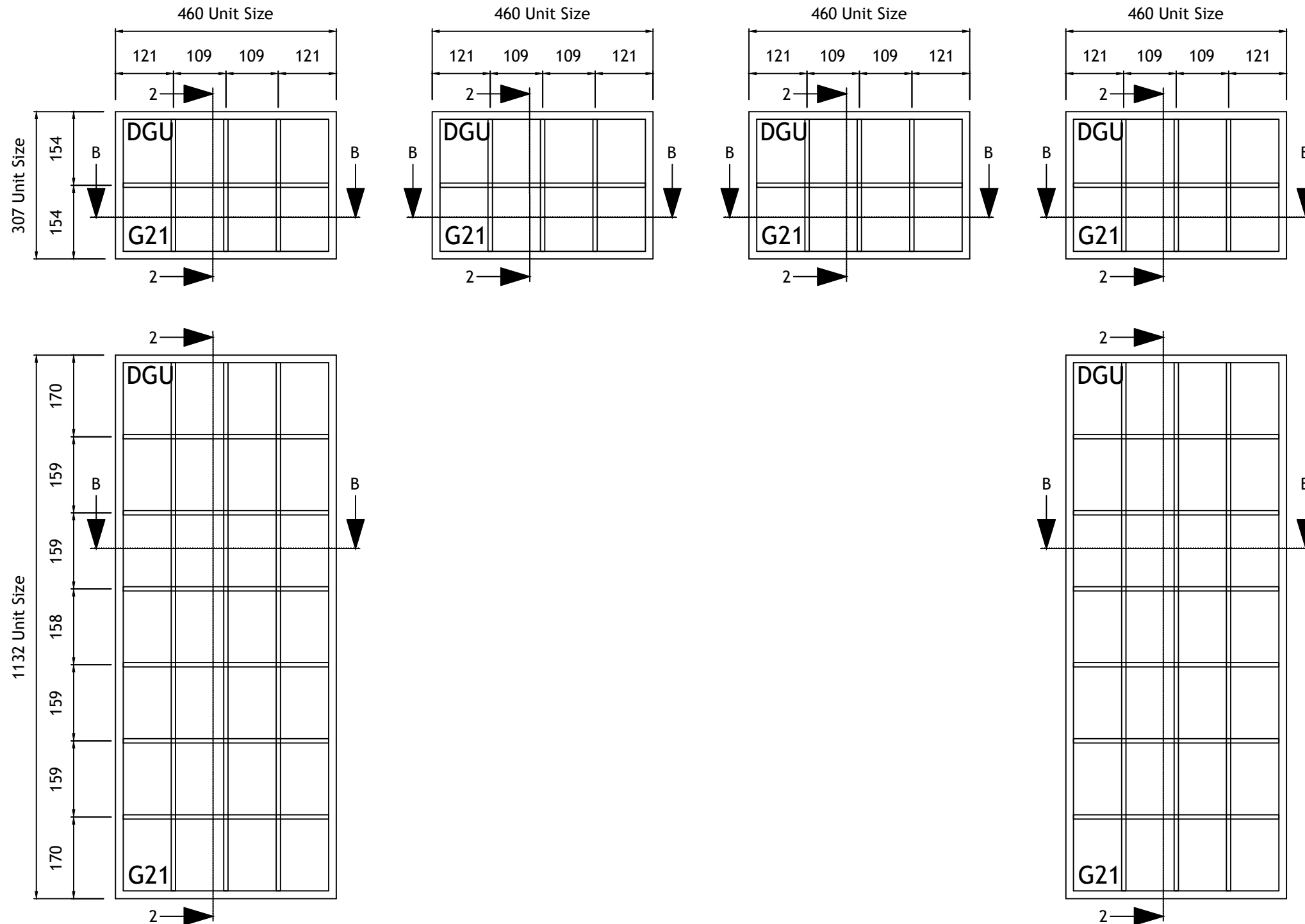
Clement House
 Haslemere
 Surrey, GU27 1HR
 Tel: 01428 647713
 Fax: 01428 644436
 E-mail: kevin.romaine@clementwg.co.uk

Drawing No. 7115-17	Revision -
-------------------------------	---------------

1 No. Required
 GW06 - GW10 - Into Existing Stonework
 Bay

SEE LATEST ISSUES OF DRAWINGS
 No. 7115-SEC1, -SEC2, -SEC3, -SEC4, -SEC5, -SEC6, -SEC7 & -SEC8
 FOR SECTION DETAILS

ELEVATIONS VIEWED FROM OUTSIDE



1 No. Required
G009 - Into Existing Timber

Copyright Reserved 2013
CLEMENT WINDOWS LTD
This product is protected by the provisions of the Copyright, Design & Patents Act 1988
This drawing is the property of Clement Windows Ltd.
It is forbidden to copy, re-produce or use these details in any way (including transfer to another party) without the express authority/permission of Clement Windows Ltd in writing.

NOTES
DO NOT SCALE

Legend

SH = Side Hung	DL = Door Leaf
TH = Top Hung	FL = Fixed Lights
BH = Bottom Hung	IP = Insulated Panels
VP = Vertical Pivot	HP = Horizontal Pivot
UBC = Universal Bedding Compound	

Section Reference Markers

① = Section No.
② = Drawing No.

■ = Silicone	▨ = Masonry
▤ = Universal Bedding Compound	▩ = Obscure Glass
▧ = Kicking / Infill Panel	▩ = Weld
■ = Glazing Tape	▩ = Internal Finishes

ALL DRAWINGS APPROVED FOR MANUFACTURE WILL INCUR COSTS IF CHANGED

DATE	REV	INT	COMMENTS
------	-----	-----	----------

REVISIONS

For Approval

Drawing Title
ELEVATIONS

Project/Site
5 WEDDERBURN ROAD
LONDON

Contractor/Client
ALEXANDER MALTBY LTD

Architect

Scale @ A3: 1:10 Drawn By: MA

Date: 13/02/2014 Checked by:

CLEMENT

Clement House
Haslemere
Surrey, GU27 1HR
Tel: 01428 647713
Fax: 01428 644436
E-mail: kevin.romaine@clementwg.co.uk

Drawing No. 7115-18	Revision -
-------------------------------	---------------

SEE LATEST ISSUES OF DRAWINGS
No. 7115-SEC1, -SEC2, -SEC3, -SEC4, -SEC5, -SEC6, -SEC7 & -SEC8 FOR SECTION DETAILS

ELEVATIONS VIEWED FROM OUTSIDE

Copyright Reserved 2013
 CLEMENT WINDOWS LTD
 This product is protected by the provisions of the Copyright, Design & Patents Act 1988
 This drawing is the property of Clement Windows Ltd.
 It is forbidden to copy, re-produce or use these details in any way (including transfer to another party) without the express authority/permission of Clement Windows Ltd in writing.

NOTES
 DO NOT SCALE

Legend

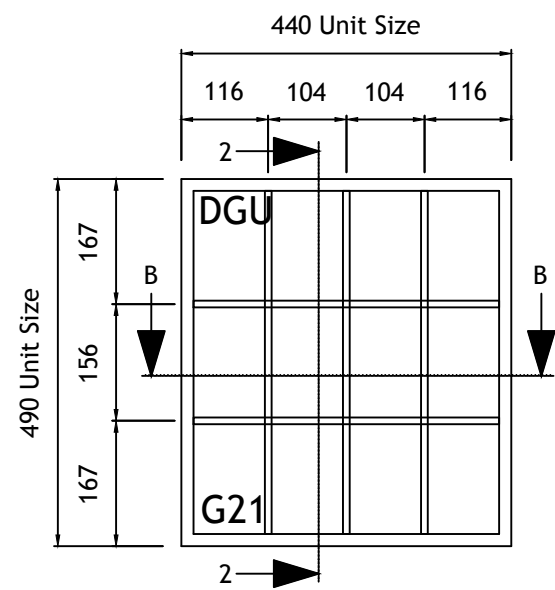
SH = Side Hung	DL = Door Leaf
TH = Top Hung	FL = Fixed Lights
BH = Bottom Hung	IP = Insulated Panels
VP = Vertical Pivot	HP = Horizontal Pivot
UBC = Universal Bedding Compound	

Section Reference Markers

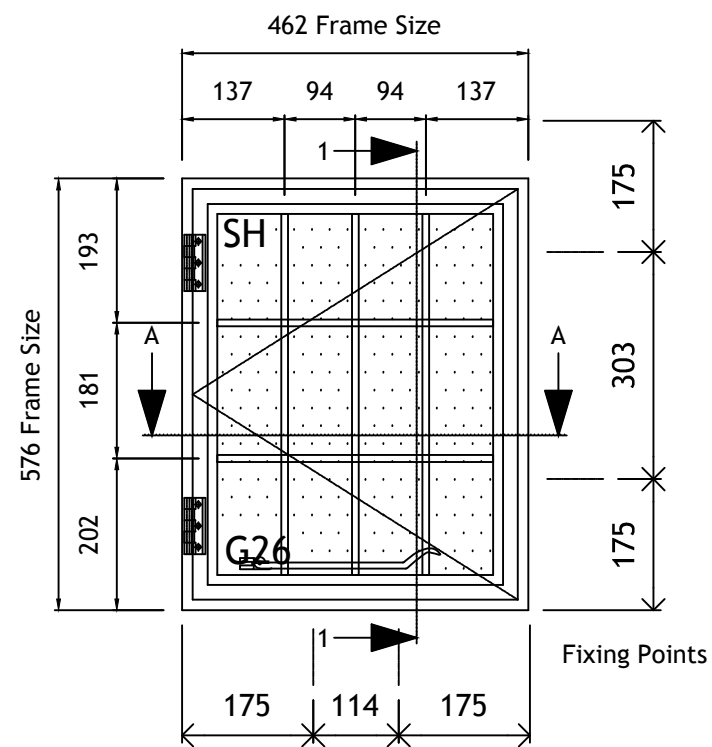
⊙ = Section No.
 ○ = Drawing No.

■ = Silicone	▨ = Masonry
▤ = Universal Bedding Compound	▩ = Obscure Glass
▧ = Kicking / Infill Panel	▩ = Weld
■ = Glazing Tape	▩ = Internal Finishes

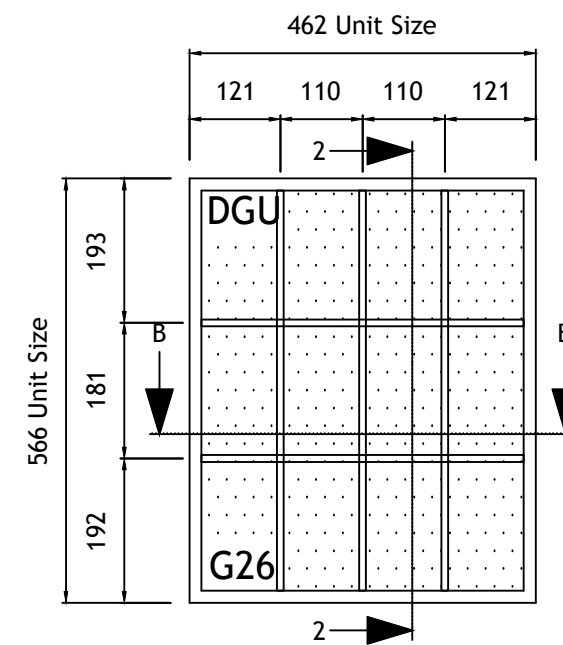
ALL DRAWINGS APPROVED FOR MANUFACTURE WILL INCUR COSTS IF CHANGED



1 No. Required
 FW01 - Into Existing Timber



1 No. Required
 FW13 - Into Existing Timber



SEE LATEST ISSUES OF DRAWINGS
 No. 7115-SEC1, -SEC2, -SEC3, -SEC4, -SEC5, -SEC6, -SEC7 & -SEC8 FOR SECTION DETAILS

DATE	REV	INT	COMMENTS
REVISIONS			

For Approval

Drawing Title
 ELEVATIONS

Project/Site
 5 WEDDERBURN ROAD
 LONDON

Contractor/Client
 ALEXANDER MALTY LTD

Architect

Scale @ A3: 1:10 **Drawn By:** MA

Date: 13/02/2014 **Checked by:**

CLEMENT

Clement House
 Haslemere
 Surrey, GU27 1HR
 Tel: 01428 647713
 Fax: 01428 644436
 E-mail: kevin.romaine@clementwg.co.uk

Drawing No. 7115-19	Revision -
-------------------------------	----------------------

ELEVATIONS VIEWED FROM OUTSIDE

Copyright Reserved 2013
 CLEMENT WINDOWS LTD
 This product is protected by the provisions of the Copyright, Design & Patents Act 1988
 This drawing is the property of Clement Windows Ltd.
 It is forbidden to copy, re-produce or use these details in any way (including transfer to another party) without the express authority/permission of Clement Windows Ltd in writing.

NOTES
 DO NOT SCALE

Legend

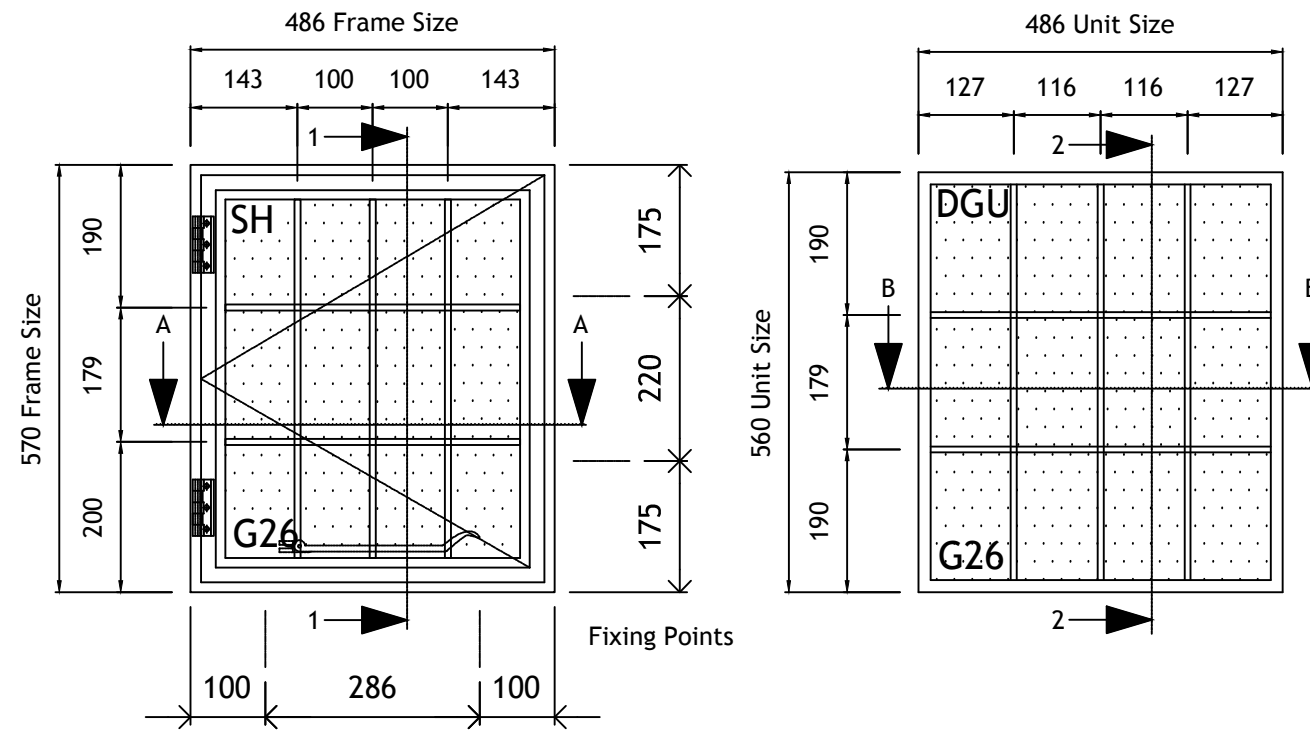
SH = Side Hung	DL = Door Leaf
TH = Top Hung	FL = Fixed Lights
BH = Bottom Hung	IP = Insulated Panels
VP = Vertical Pivot	HP = Horizontal Pivot
UBC = Universal Bedding Compound	

Section Reference Markers

① = Section No.
 ② = Drawing No.

■ = Silicone	▨ = Masonry
▤ = Universal Bedding Compound	▩ = Obscure Glass
▧ = Kicking / Infill Panel	▩ = Weld
■ = Glazing Tape	▩ = Internal Finishes

ALL DRAWINGS APPROVED FOR MANUFACTURE WILL INCUR COSTS IF CHANGED



1 No. Required
 GW04

DATE	REV	INT	COMMENTS
------	-----	-----	----------

REVISIONS

For Approval

Drawing Title
 ELEVATIONS

Project/Site
 5 WEDDERBURN ROAD
 LONDON

Contractor/Client
 ALEXANDER MALTY LTD

Architect

Scale @ A3: 1:10 Drawn By: MA

Date: 13/02/2014 Checked by:

CLEMENT

Clement House
 Haslemere
 Surrey, GU27 1HR
 Tel: 01428 647713
 Fax: 01428 644436
 E-mail: kevin.romaine@clementwg.co.uk

SEE LATEST ISSUES OF DRAWINGS
 No. 7115-SEC1, -SEC2, -SEC3, -SEC4, -SEC5, -SEC6, -SEC7 & -SEC8 FOR SECTION DETAILS

Drawing No. 7115-20	Revision -
-------------------------------	---------------

Copyright Reserved 2013
 CLEMENT WINDOWS LTD
 This product is protected by the provisions of the Copyright, Design & Patents Act 1988
 This drawing is the property of Clement Windows Ltd.
 It is forbidden to copy, re-produce or use these details in any way (including transfer to another party) without the express authority/permission of Clement Windows Ltd in writing.

NOTES
 DO NOT SCALE

Legend

SH = Side Hung	DL = Door Leaf
TH = Top Hung	FL = Fixed Lights
BH = Bottom Hung	IP = Insulated Panels
VP = Vertical Pivot	HP = Horizontal Pivot
UBC = Universal Bedding Compound	

Section Reference Markers

⊙ = Section No.
 ⊙ = Drawing No.

▨ = Silicone	▨ = Masonry
▨ = Universal Bedding Compound	▨ = Obscure Glass
▨ = Kicking / Infill Panel	▨ = Weld
▨ = Glazing Tape	▨ = Internal Finishes

ALL DRAWINGS APPROVED FOR MANUFACTURE WILL INCUR COSTS IF CHANGED

13/02/2014 A MA PAGE SIZE REVISED TO A3

DATE	REV	INT	COMMENTS
REVISIONS			

For Approval

Drawing Title
 SECTIONS

Project/Site
 5 WEDDERBURN ROAD
 LONDON

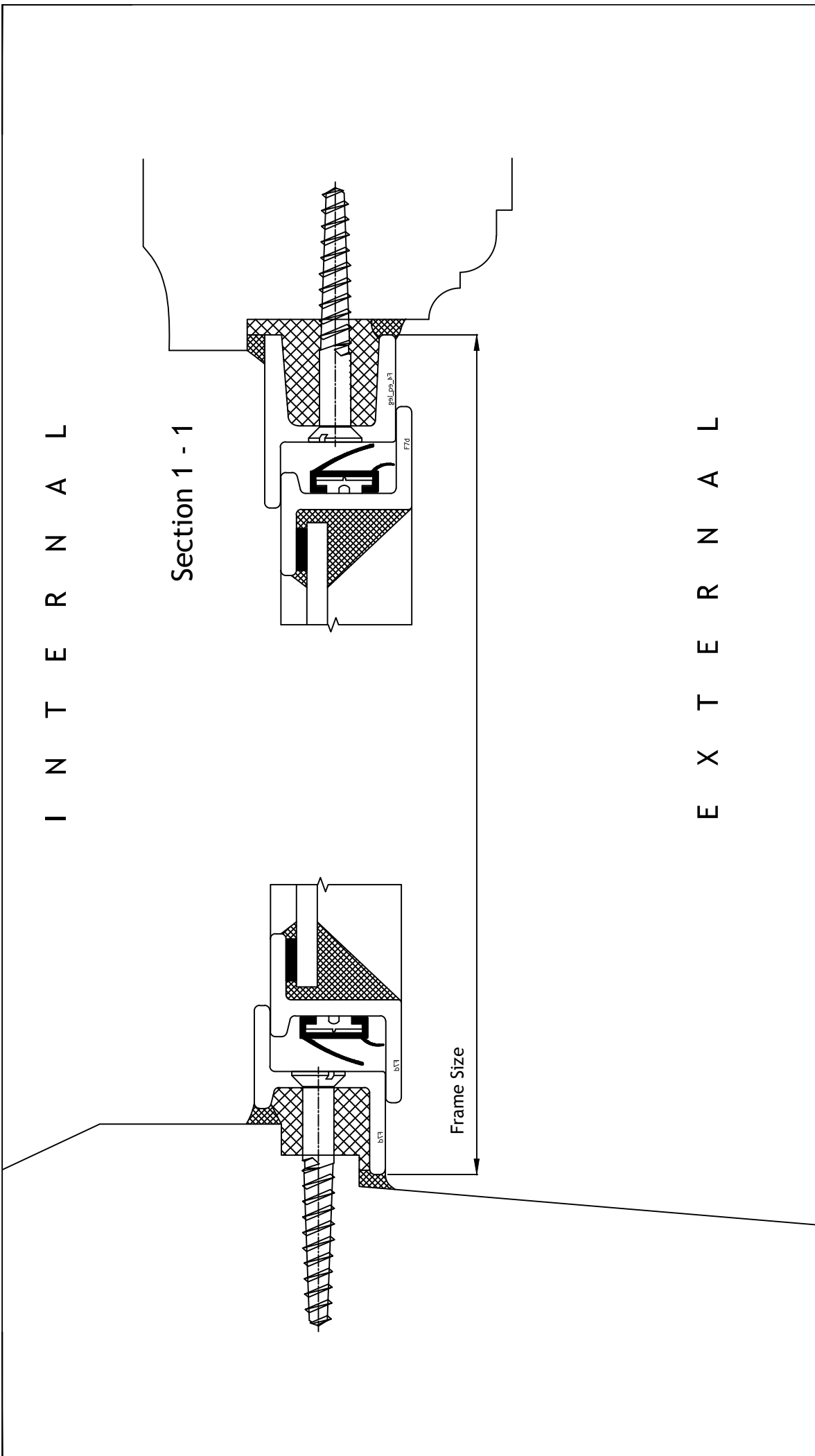
Contractor/Client
 ALEXANDER MALTBY LTD

Architect

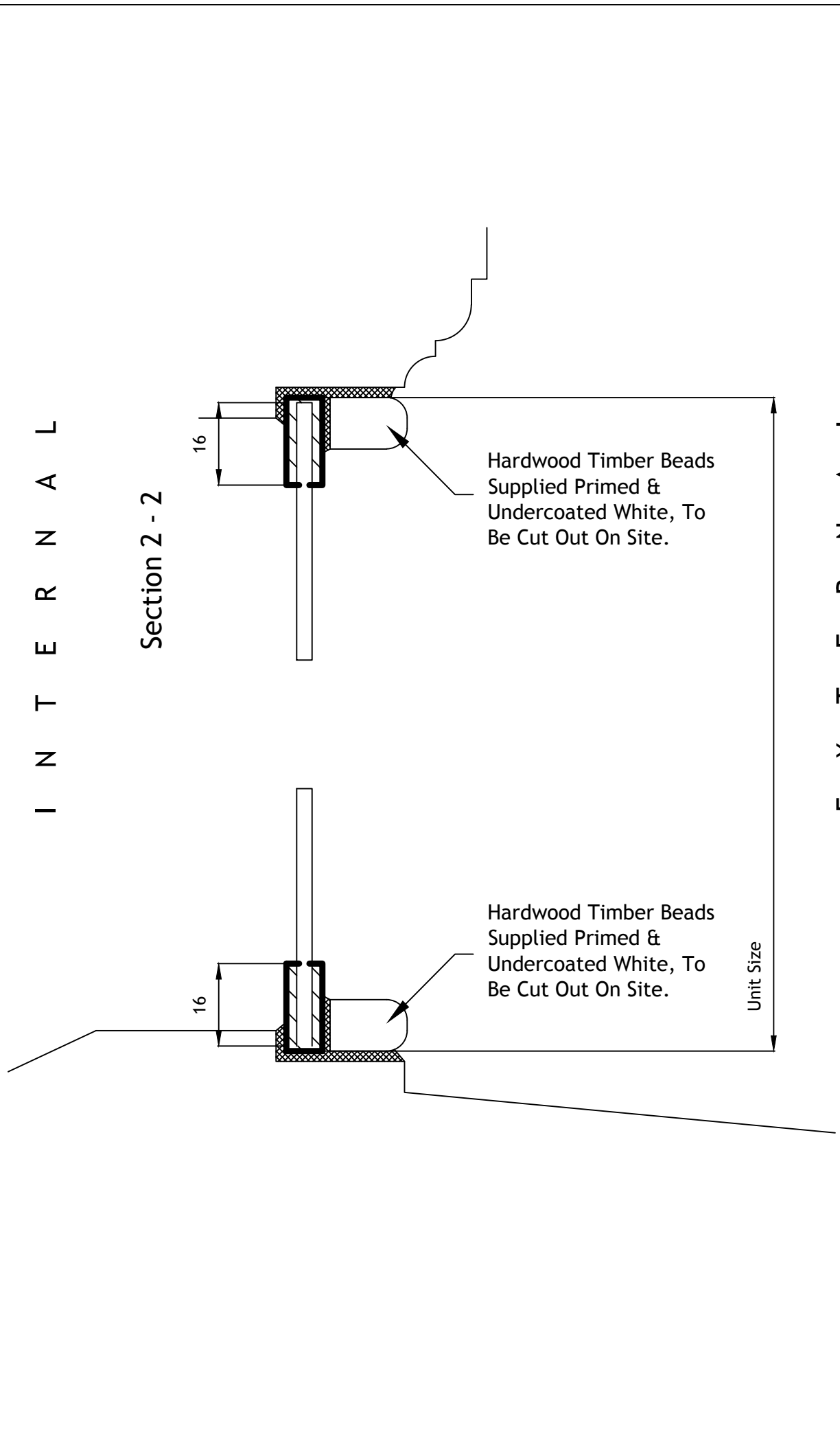
Scale @ A3: 1:1
 Date: 13/02/2014

CLEMENT
 Clement House
 Haslemere
 Surrey, GU27 1HR
 Tel: 01428 647713
 Fax: 01428 644436
 E-mail: kevin.romaine@clementwg.co.uk

Drawing No. 7115-SEC1	Revision A
---------------------------------	----------------------

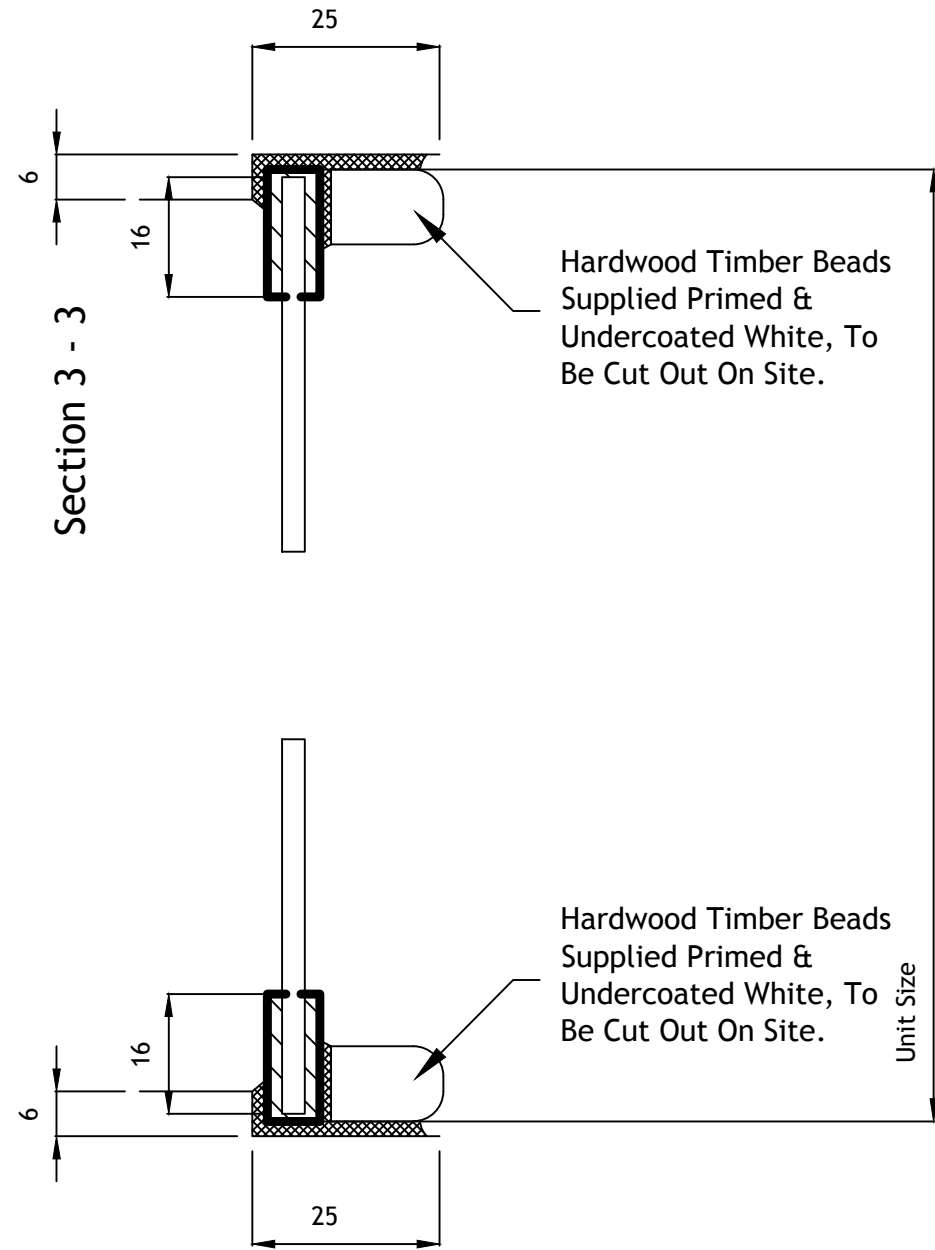


EXTERNAL

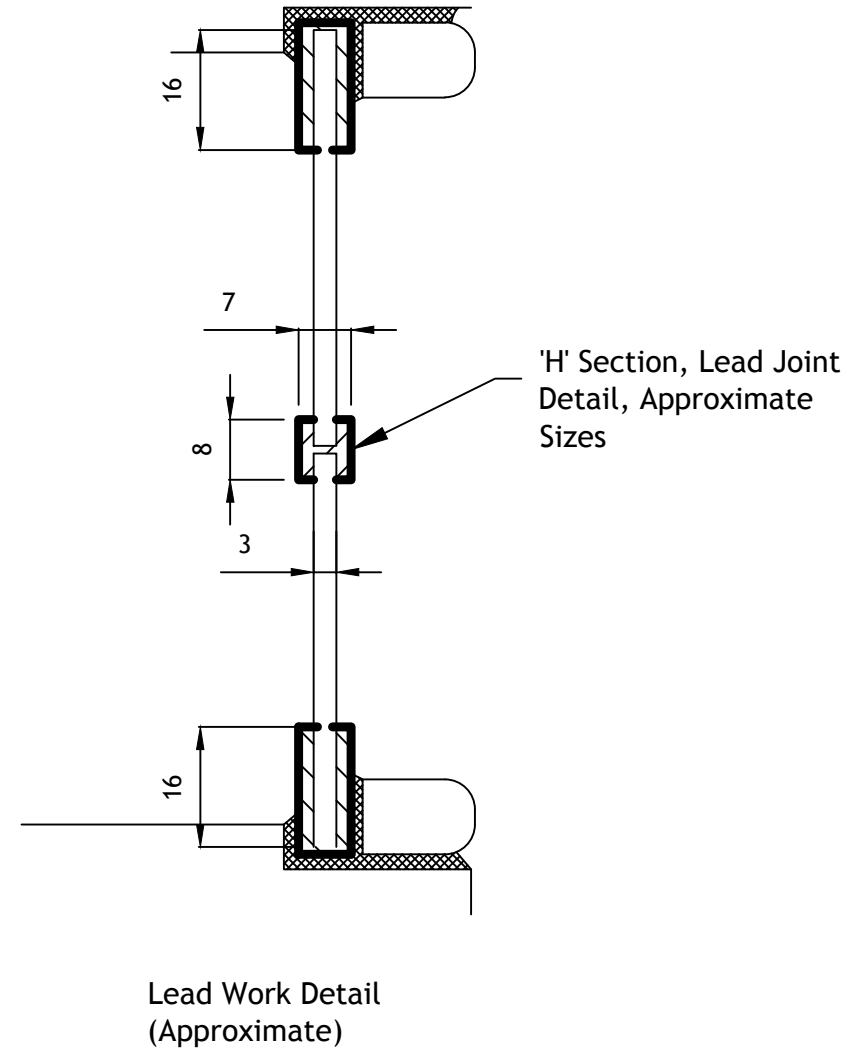


EXTERNAL

INTERNAL



EXTERNAL



Copyright Reserved 2013
 CLEMENT WINDOWS LTD
 This product is protected by the provisions of the Copyright, Design & Patents Act 1988
 This drawing is the property of Clement Windows Ltd.
 It is forbidden to copy, re-produce or use these details in any way (including transfer to another party) without the express authority/permission of Clement Windows Ltd in writing.

NOTES
 DO NOT SCALE

Legend

SH = Side Hung	DL = Door Leaf
TH = Top Hung	FL = Fixed Lights
BH = Bottom Hung	IP = Insulated Panels
VP = Vertical Pivot	HP = Horizontal Pivot
UBC = Universal Bedding Compound	

Section Reference Markers

⊙ = Section No.
 ○ = Drawing No.

■ = Silicone	▨ = Masonry
▨ = Universal Bedding Compound	▨ = Obscure Glass
▨ = Kicking / Infill Panel	▨ = Weld
■ = Glazing Tape	▨ = Internal Finishes

ALL DRAWINGS APPROVED FOR MANUFACTURE WILL INCUR COSTS IF CHANGED

13/02/2014 A MA PAGE SIZE REVISED TO A3

DATE	REV	INT	COMMENTS
REVISIONS			

For Approval

Drawing Title
 SECTIONS

Project/Site
 5 WEDDERBURN ROAD
 LONDON

Contractor/Client
 ALEXANDER MALTBY LTD

Architect

Scale @ A3: 1:1 **Drawn By:** MA
Date: 13/02/2014 **Checked by:**

CLEMENT

Clement House
 Haslemere
 Surrey, GU27 1HR
 Tel: 01428 647713
 Fax: 01428 644436
 E-mail: kevin.romaine@clementwg.co.uk

Drawing No. 7115-SEC2	Revision A
---------------------------------	----------------------

Copyright Reserved 2013
 CLEMENT WINDOWS LTD
 This product is protected by the provisions of the Copyright, Design & Patents Act 1988
 This drawing is the property of Clement Windows Ltd.
 It is forbidden to copy, re-produce or use these details in any way (including transfer to another party) without the express authority/permission of Clement Windows Ltd in writing.

NOTES
 DO NOT SCALE

Legend

SH = Side Hung	DL = Door Leaf
TH = Top Hung	FL = Fixed Lights
BH = Bottom Hung	IP = Insulated Panels
VP = Vertical Pivot	HP = Horizontal Pivot
UBC = Universal Bedding Compound	

Section Reference Markers

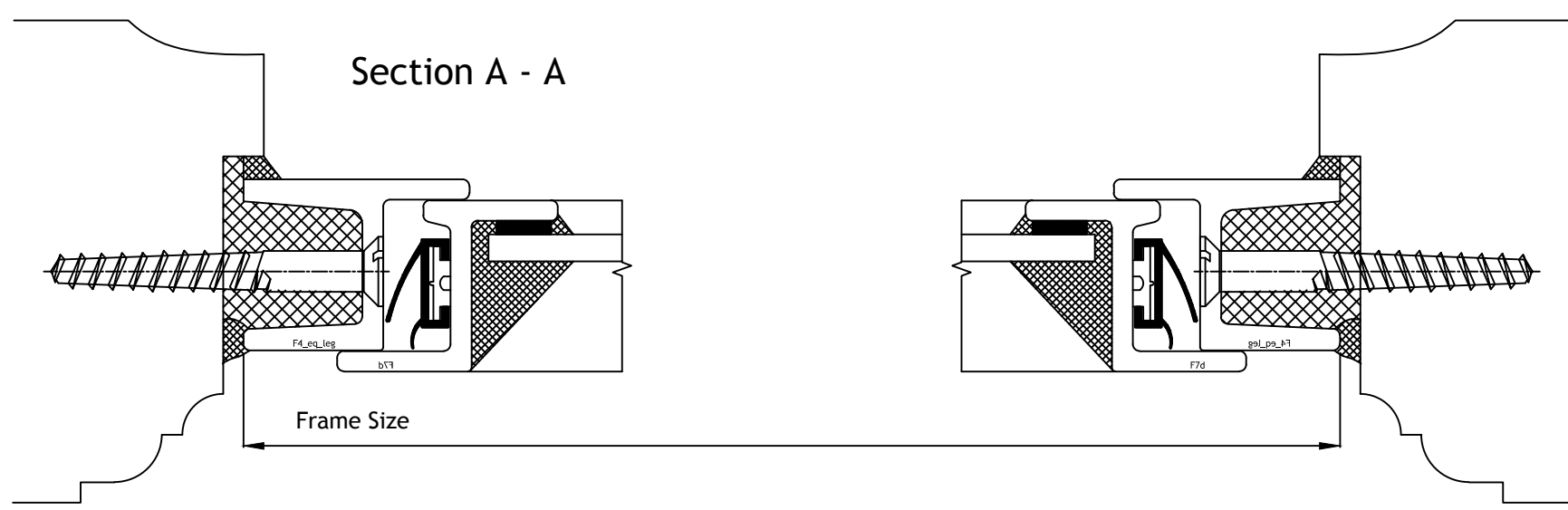
① = Section No.
 ② = Drawing No.

▨ = Silicone	▨ = Masonry
▨ = Universal Bedding Compound	▨ = Obscure Glass
▨ = Kicking / Infill Panel	▨ = Weld
▨ = Glazing Tape	▨ = Internal Finishes

ALL DRAWINGS APPROVED FOR MANUFACTURE WILL INCUR COSTS IF CHANGED

I N T E R N A L

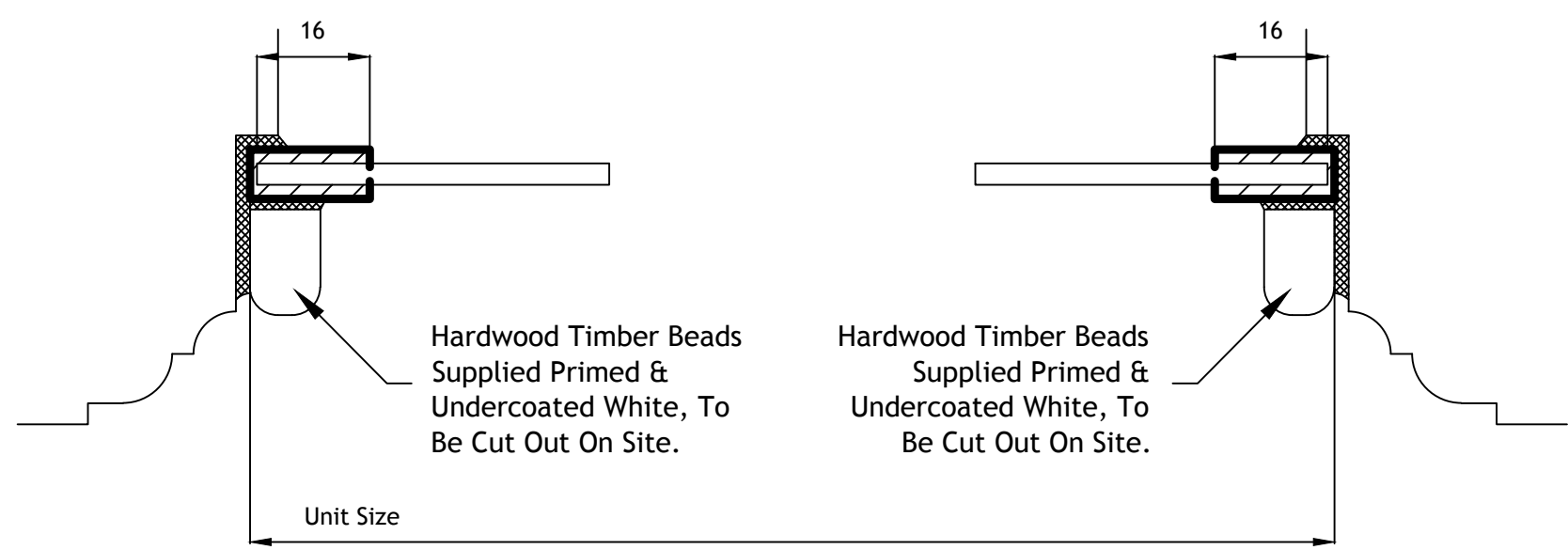
Section A - A



E X T E R N A L

I N T E R N A L

Section B - B



E X T E R N A L

13/02/2014 A MA PAGE SIZE REVISED TO A3

DATE	REV	INT	COMMENTS
REVISIONS			

For Approval

Drawing Title
 SECTIONS

Project/Site
 5 WEDDERBURN ROAD
 LONDON

Contractor/Client
 ALEXANDER MALTBY LTD

Architect

Scale @ A3: 1:1 **Drawn By:** MA
Date: 13/02/2014 **Checked by:**

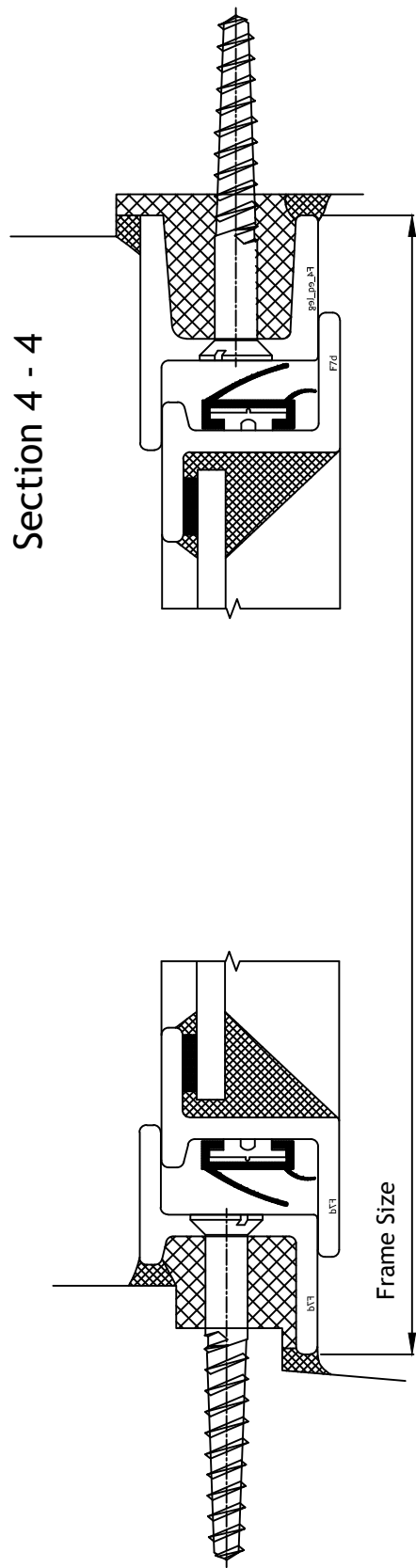
CLEMENT

Clement House
 Haslemere
 Surrey, GU27 1HR
 Tel: 01428 647713
 Fax: 01428 644436
 E-mail: kevin.romaine@clementwg.co.uk

Drawing No. 7115-SEC3	Revision A
---------------------------------	----------------------

I N T E R N A L

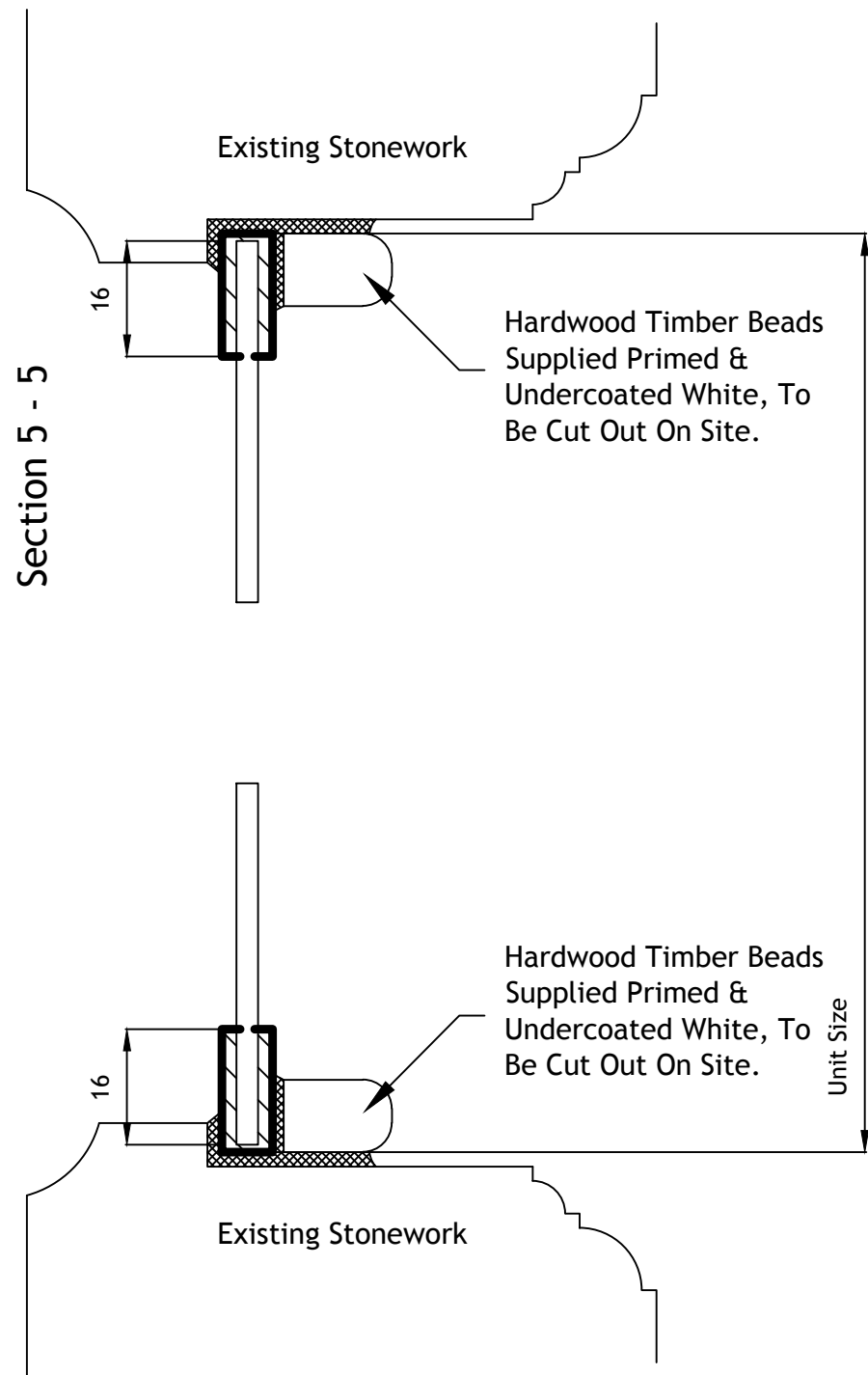
Section 4 - 4



E X T E R N A L

I N T E R N A L

Section 5 - 5



E X T E R N A L

Copyright Reserved 2013
 CLEMENT WINDOWS LTD
 This product is protected by the provisions of the Copyright, Design & Patents Act 1988
 This drawing is the property of Clement Windows Ltd.
 It is forbidden to copy, re-produce or use these details in any way (including transfer to another party) without the express authority/permission of Clement Windows Ltd in writing.

NOTES
 DO NOT SCALE

Legend

SH = Side Hung	DL = Door Leaf
TH = Top Hung	FL = Fixed Lights
BH = Bottom Hung	IP = Insulated Panels
VP = Vertical Pivot	HP = Horizontal Pivot
UBC = Universal Bedding Compound	

Section Reference Markers

⊙ = Section No.
 ⊚ = Drawing No.

▨ = Silicone	▩ = Masonry
▧ = Universal Bedding Compound	▦ = Obscure Glass
▨ = Kicking / Infill Panel	▩ = Weld
▨ = Glazing Tape	▩ = Internal Finishes

ALL DRAWINGS APPROVED FOR MANUFACTURE WILL INCUR COSTS IF CHANGED

DATE	REV	INT	COMMENTS
------	-----	-----	----------

REVISIONS

For Approval

Drawing Title
 SECTIONS

Project/Site
 5 WEDDERBURN ROAD
 LONDON

Contractor/Client
 ALEXANDER MALTY LTD

Architect

Scale @ A3: 1:1
 Date: 13/02/2014

Drawn By: MA
 Checked by:

CLEMENT
 Clement House
 Haslemere
 Surrey, GU27 1HR
 Tel: 01428 647713
 Fax: 01428 644436
 E-mail: kevin.romaine@clementwg.co.uk

Drawing No. 7115-SEC4	Revision -
---------------------------------	---------------

Copyright Reserved 2013
 CLEMENT WINDOWS LTD
 This product is protected by the provisions of the Copyright, Design & Patents Act 1988
 This drawing is the property of Clement Windows Ltd.
 It is forbidden to copy, re-produce or use these details in any way (including transfer to another party) without the express authority/permission of Clement Windows Ltd in writing.

NOTES
 DO NOT SCALE

Legend

SH = Side Hung	DL = Door Leaf
TH = Top Hung	FL = Fixed Lights
BH = Bottom Hung	IP = Insulated Panels
VP = Vertical Pivot	HP = Horizontal Pivot
UBC = Universal Bedding Compound	

Section Reference Markers

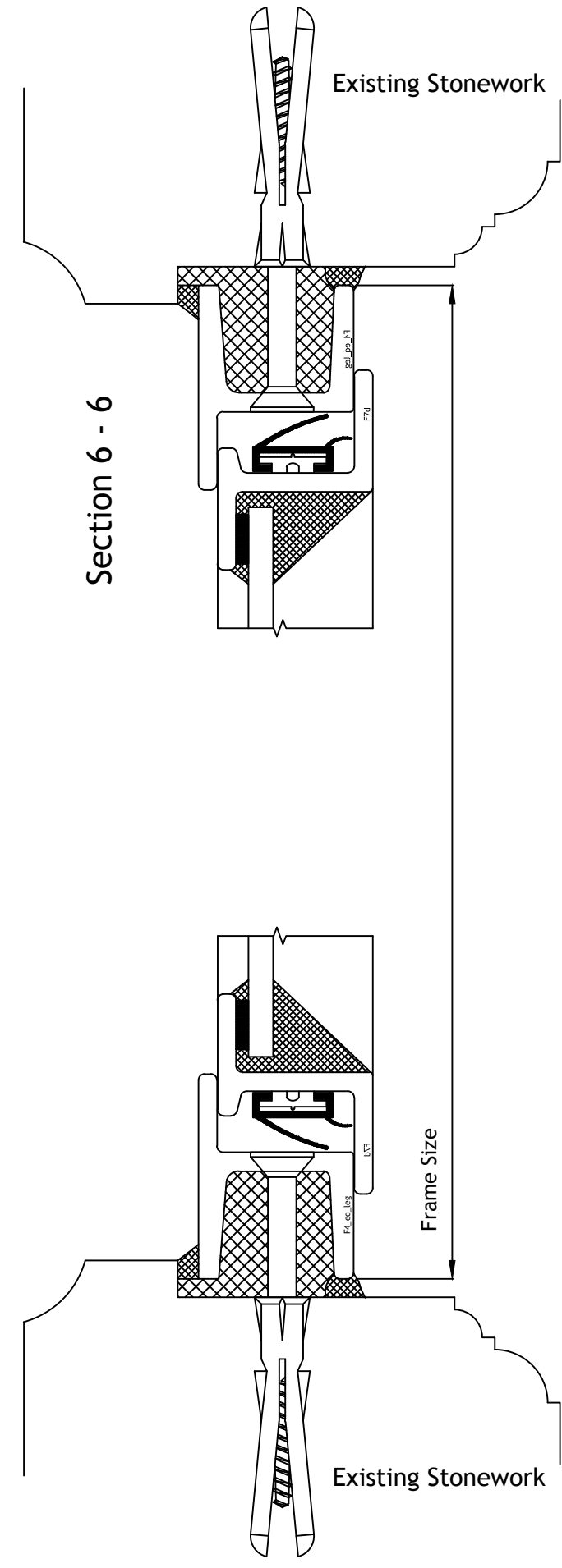
⊙ = Section No.
 ⊙/SECT = Drawing No.

▨ = Silicone	▨ = Masonry
▨ = Universal Bedding Compound	▨ = Obscure Glass
▨ = Kicking / Infill Panel	▨ = Weld
▨ = Glazing Tape	▨ = Internal Finishes

ALL DRAWINGS APPROVED FOR MANUFACTURE WILL INCUR COSTS IF CHANGED

I
N
T
E
R
N
A
L

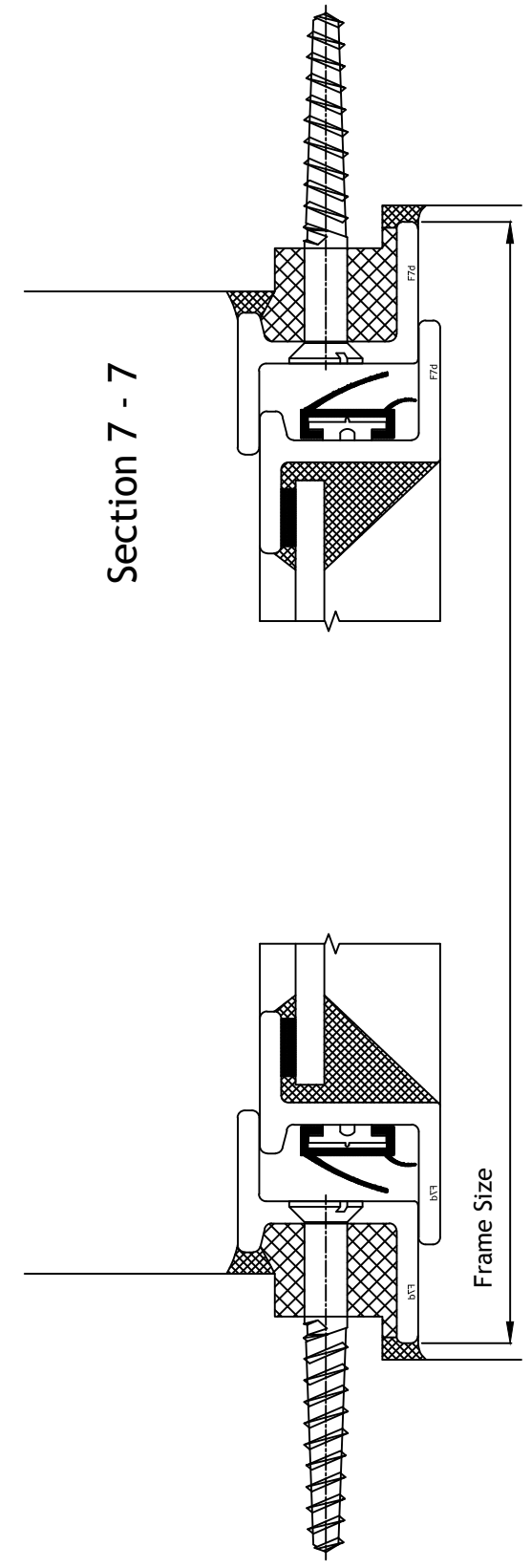
Section 6 - 6



E
X
T
E
R
N
A
L

I
N
T
E
R
N
A
L

Section 7 - 7



E
X
T
E
R
N
A
L

DATE	REV	INT	COMMENTS
------	-----	-----	----------

REVISIONS

For Approval

Drawing Title
 SECTIONS

Project/Site
 5 WEDDERBURN ROAD
 LONDON

Contractor/Client
 ALEXANDER MALTBY LTD

Architect

Scale @ A3: 1:1
 Date: 13/02/2014

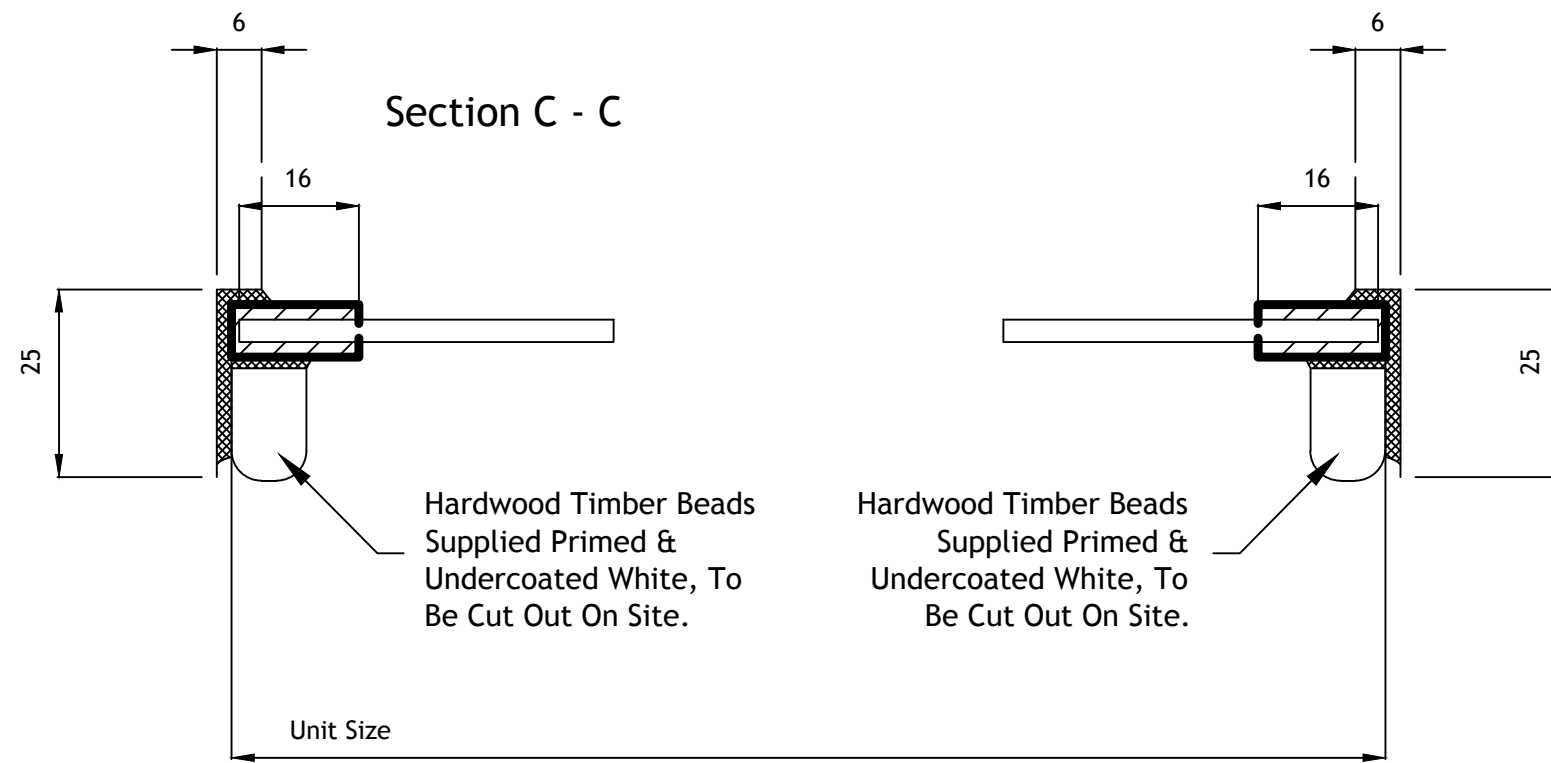
Drawn By: MA
 Checked by:

CLEMENT
 Clement House
 Haslemere
 Surrey, GU27 1HR
 Tel: 01428 647713
 Fax: 01428 644436
 E-mail: kevin.romaine@clementwg.co.uk

Drawing No. 7115-SEC5	Revision -
---------------------------------	---------------

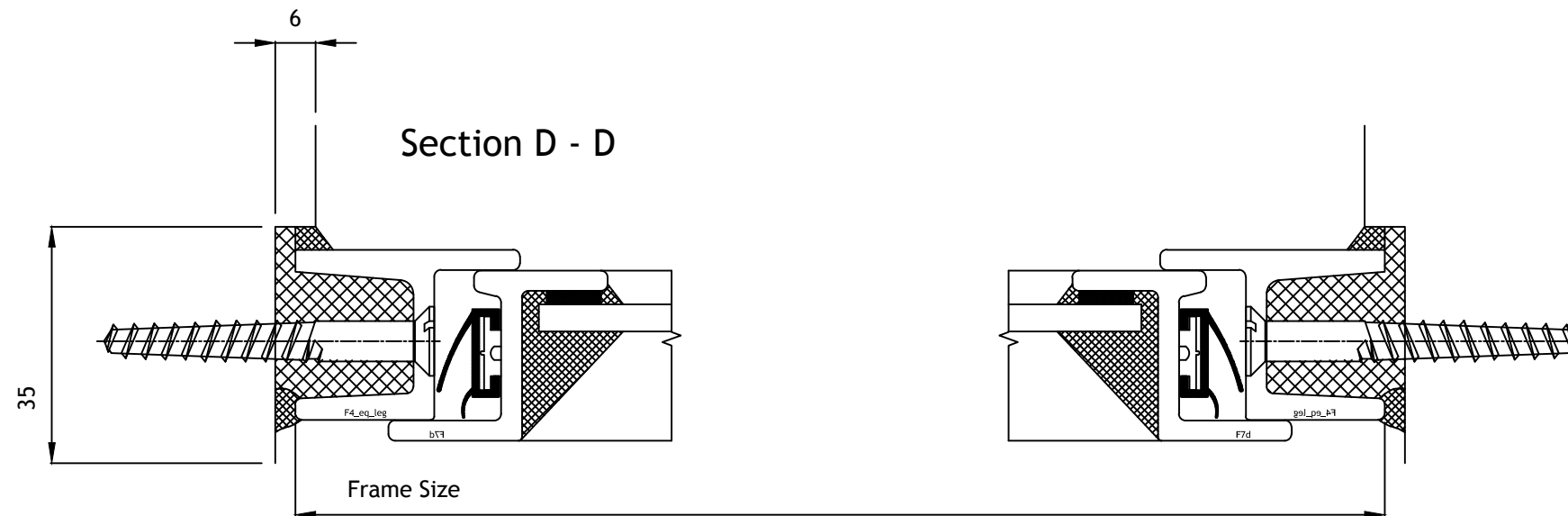
Copyright Reserved 2013
 CLEMENT WINDOWS LTD
 This product is protected by the provisions of the Copyright, Design & Patents Act 1988
 This drawing is the property of Clement Windows Ltd.
 It is forbidden to copy, re-produce or use these details in any way (including transfer to another party) without the express authority/permission of Clement Windows Ltd in writing.

I N T E R N A L



E X T E R N A L

I N T E R N A L



E X T E R N A L

NOTES
 DO NOT SCALE

Legend

SH = Side Hung	DL = Door Leaf
TH = Top Hung	FL = Fixed Lights
BH = Bottom Hung	IP = Insulated Panels
VP = Vertical Pivot	HP = Horizontal Pivot
UBC = Universal Bedding Compound	

Section Reference Markers

⊙ = Section No.
 ⊙/SECT = Drawing No.

▨ = Silicone	▨ = Masonry
▨ = Universal Bedding Compound	▨ = Obscure Glass
▨ = Kicking / Infill Panel	▨ = Weld
▨ = Glazing Tape	▨ = Internal Finishes

ALL DRAWINGS APPROVED FOR MANUFACTURE WILL INCUR COSTS IF CHANGED

DATE	REV	INT	COMMENTS
------	-----	-----	----------

REVISIONS

For Approval

Drawing Title
 SECTIONS

Project/Site
 5 WEDDERBURN ROAD
 LONDON

Contractor/Client
 ALEXANDER MALTBY LTD

Architect

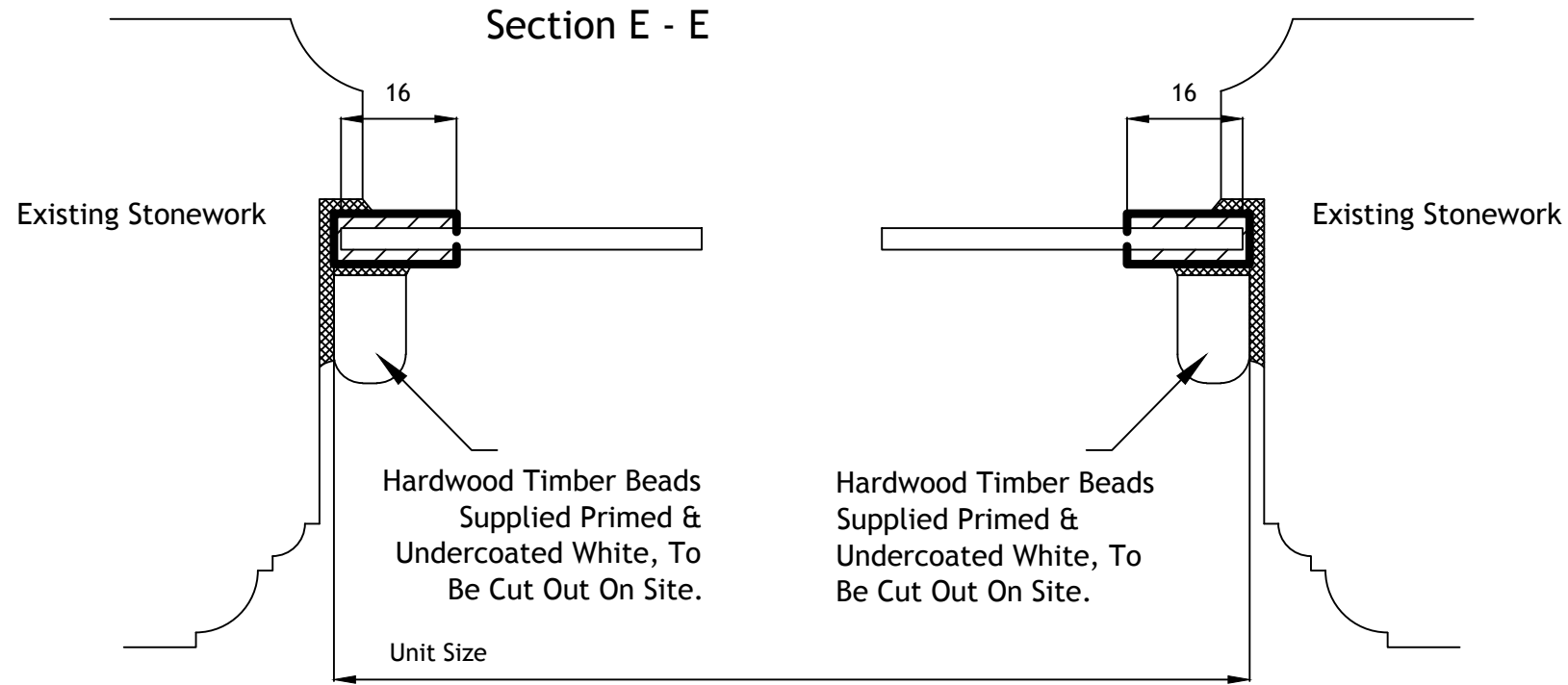
Scale @ A3: 1:1
 Date: 13/02/2014
 Drawn By: MA
 Checked by:

CLEMENT

Clement House
 Haslemere
 Surrey, GU27 1HR
 Tel: 01428 647713
 Fax: 01428 644436
 E-mail: kevin.romaine@clementwg.co.uk

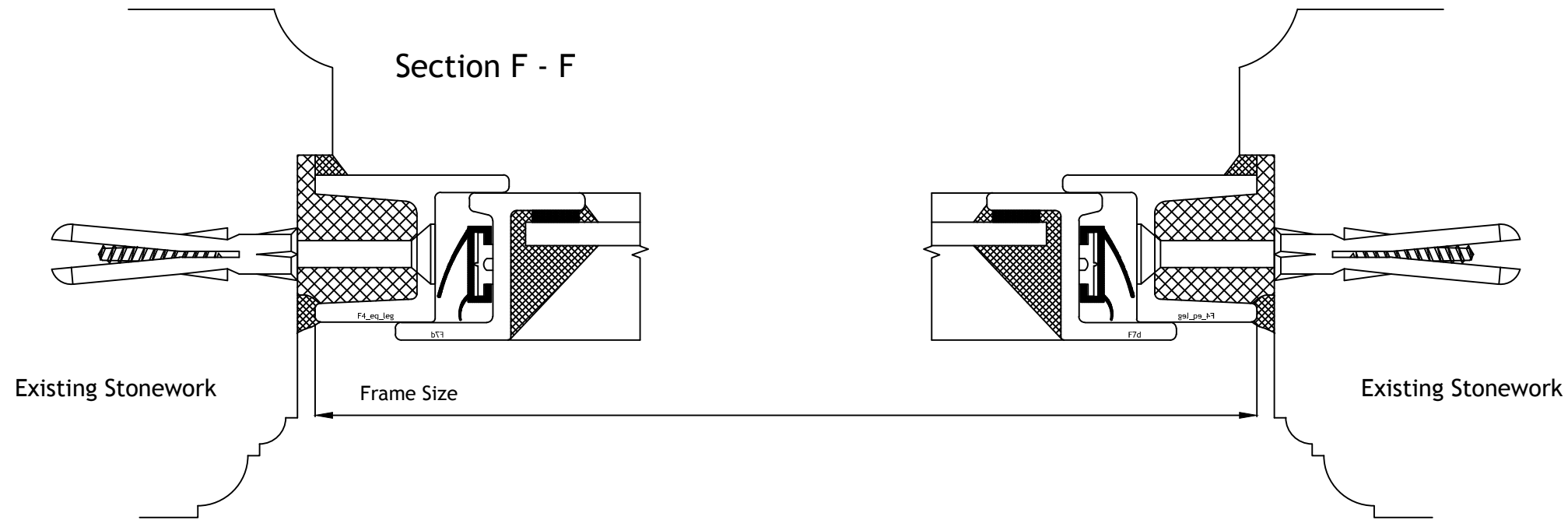
Drawing No. 7115-SEC6	Revision -
---------------------------------	---------------

I N T E R N A L



E X T E R N A L

I N T E R N A L



E X T E R N A L

Copyright Reserved 2013
 CLEMENT WINDOWS LTD
 This product is protected by the provisions of the Copyright, Design & Patents Act 1988
 This drawing is the property of Clement Windows Ltd.
 It is forbidden to copy, re-produce or use these details in any way (including transfer to another party) without the express authority/permission of Clement Windows Ltd in writing.

NOTES
 DO NOT SCALE

Legend

SH = Side Hung	DL = Door Leaf
TH = Top Hung	FL = Fixed Lights
BH = Bottom Hung	IP = Insulated Panels
VP = Vertical Pivot	HP = Horizontal Pivot
UBC = Universal Bedding Compound	

Section Reference Markers

⊙ = Section No.
 ⊙/SECT = Drawing No.

▨ = Silicone	▨ = Masonry
▨ = Universal Bedding Compound	▨ = Obscure Glass
▨ = Kicking / Infill Panel	▨ = Weld
▨ = Glazing Tape	▨ = Internal Finishes

ALL DRAWINGS APPROVED FOR MANUFACTURE WILL INCUR COSTS IF CHANGED

DATE	REV	INT	COMMENTS
------	-----	-----	----------

REVISIONS

For Approval

Drawing Title
 SECTIONS

Project/Site
 5 WEDDERBURN ROAD
 LONDON

Contractor/Client
 ALEXANDER MALTBY LTD
 Architect

Scale @ A3: 1:1
 Date: 13/02/2014
 Drawn By: MA
 Checked by:

CLEMENT

Clement House
 Haslemere
 Surrey, GU27 1HR
 Tel: 01428 647713
 Fax: 01428 644436
 E-mail: kevin.romaine@clementwg.co.uk

Drawing No. 7115-SEC7	Revision -
---------------------------------	---------------

Copyright Reserved 2013
 CLEMENT WINDOWS LTD
 This product is protected by the provisions of the Copyright, Design & Patents Act 1988
 This drawing is the property of Clement Windows Ltd.
 It is forbidden to copy, re-produce or use these details in any way (including transfer to another party) without the express authority/permission of Clement Windows Ltd in writing.

NOTES
 DO NOT SCALE

Legend

SH = Side Hung	DL = Door Leaf
TH = Top Hung	FL = Fixed Lights
BH = Bottom Hung	IP = Insulated Panels
VP = Vertical Pivot	HP = Horizontal Pivot
UBC = Universal Bedding Compound	

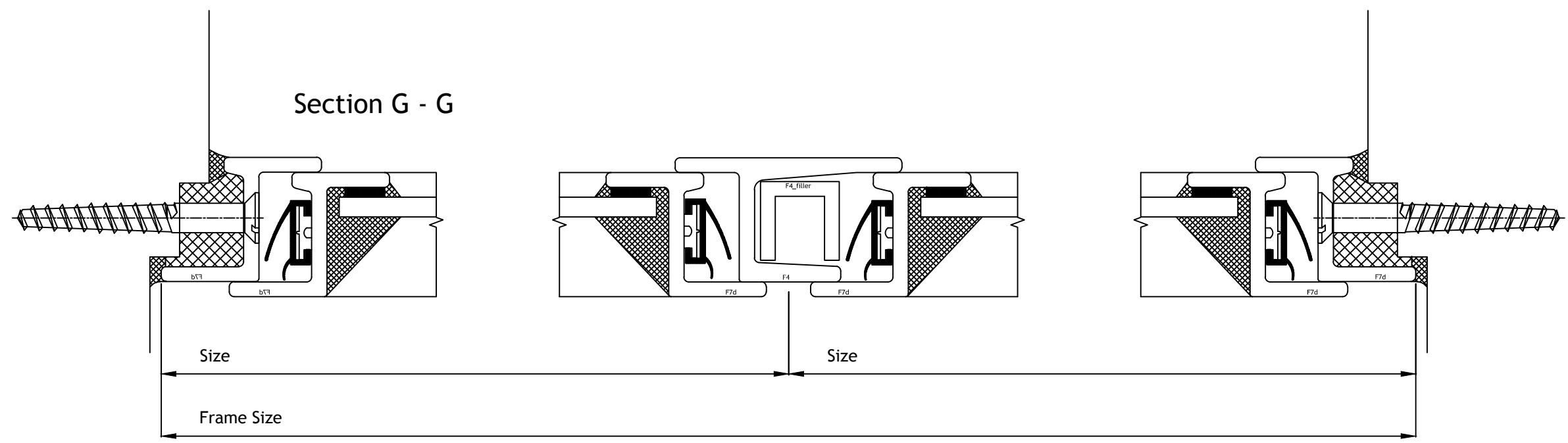
Section Reference Markers

⊙ = Section No.
 ⊙/2 = Section No.
 ⊙/2/1 = Drawing No.

▨ = Silicone	▨ = Masonry
▨ = Universal Bedding Compound	▨ = Obscure Glass
▨ = Kicking / Infill Panel	▨ = Weld
▨ = Glazing Tape	▨ = Internal Finishes

ALL DRAWINGS APPROVED FOR MANUFACTURE WILL INCUR COSTS IF CHANGED

I N T E R N A L



E X T E R N A L

DATE	REV	INT	COMMENTS
------	-----	-----	----------

REVISIONS
For Approval

Drawing Title
 SECTIONS

Project/Site
 5 WEDDERBURN ROAD
 LONDON

Contractor/Client
 ALEXANDER MALTY LTD
 Architect

Scale @ A3: 1:1
 Date: 13/02/2014
 Drawn By: MA
 Checked by:

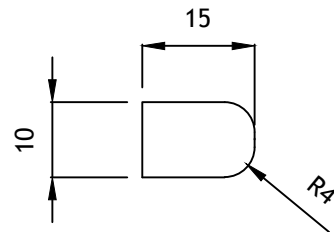
CLEMENT

Clement House
 Haslemere
 Surrey, GU27 1HR
 Tel: 01428 647713
 Fax: 01428 644436
 E-mail: kevin.romaine@clementwg.co.uk

Drawing No. 7115-SEC8	Revision -
---------------------------------	---------------

TIMBER SPECIFICATION

TO BE FABRICATED FROM SAPELE HARDWOOD, SUPPLIED PRIMED AND UNDERCOATED WHITE.



Timber Bead
 77No. Required @ 2000mm Long
 20No. Required @ 2400mm Long

Copyright Reserved 2013
 CLEMENT WINDOWS LTD
 This product is protected by the provisions of the Copyright, Design & Patents Act 1988
 This drawing is the property of Clement Windows Ltd.
 It is forbidden to copy, re-produce or use these details in any way (including transfer to another party) without the express authority/permission of Clement Windows Ltd in writing.

NOTES

DO NOT SCALE

Legend

SH = Side Hung	DL = Door Leaf
TH = Top Hung	FL = Fixed Lights
BH = Bottom Hung	IP = Insulated Panels
VP = Vertical Pivot	HP = Horizontal Pivot
UBC = Universal Bedding Compound	

Section Reference Markers

⊙ = Section No.
 ⊕ = Drawing No.

■ = Silicone	▨ = Masonry
▨ = Universal Bedding Compound	▨ = Obscure Glass
▨ = Kicking / Infill Panel	▨ = Weld
■ = Glazing Tape	▨ = Internal Finishes

ALL DRAWINGS APPROVED FOR MANUFACTURE WILL INCUR COSTS IF CHANGED

13/02/2014 A MA PAGE SIZE REVISED TO A3

DATE	REV	INT	COMMENTS
------	-----	-----	----------

REVISIONS

For Approval

Drawing Title
 TIMBER DETAILS

Project/Site
 5 WEDDERBURN ROAD
 LONDON

Contractor/Client
 ALEXANDER MALBY LTD

Architect

Scale @ A3: 1:1 **Drawn By:** MA
Date: 13/02/2014 **Checked by:**

CLEMENT

Clement House
 Haslemere
 Surrey, GU27 1HR
 Tel: 01428 647713
 Fax: 01428 644436
 E-mail: kevin.romaine@clementwg.co.uk

Drawing No. 7115-TIM1	Revision A
---------------------------------	----------------------