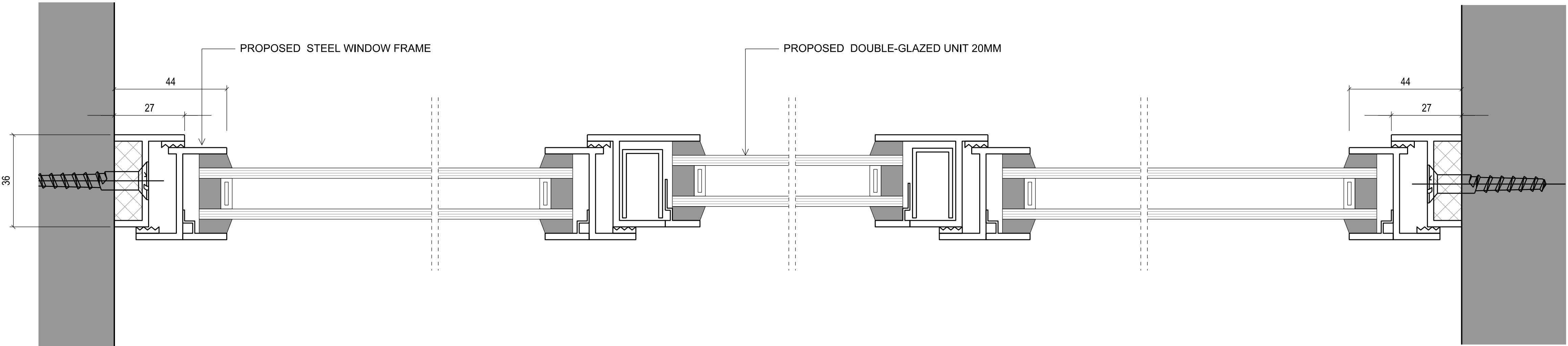
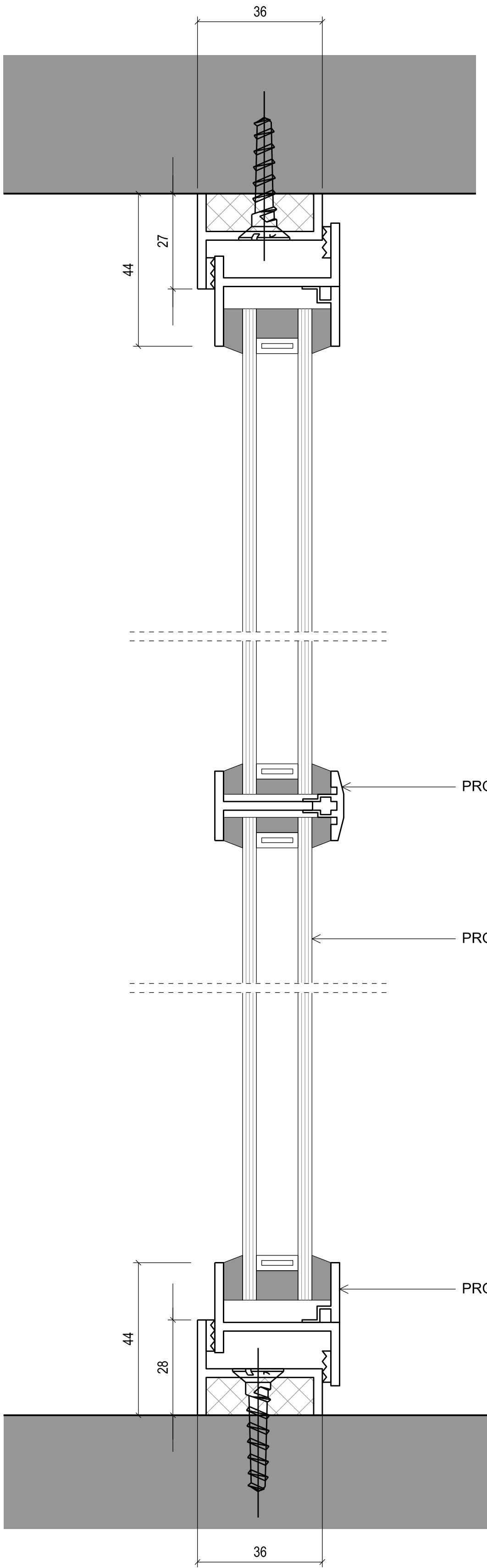
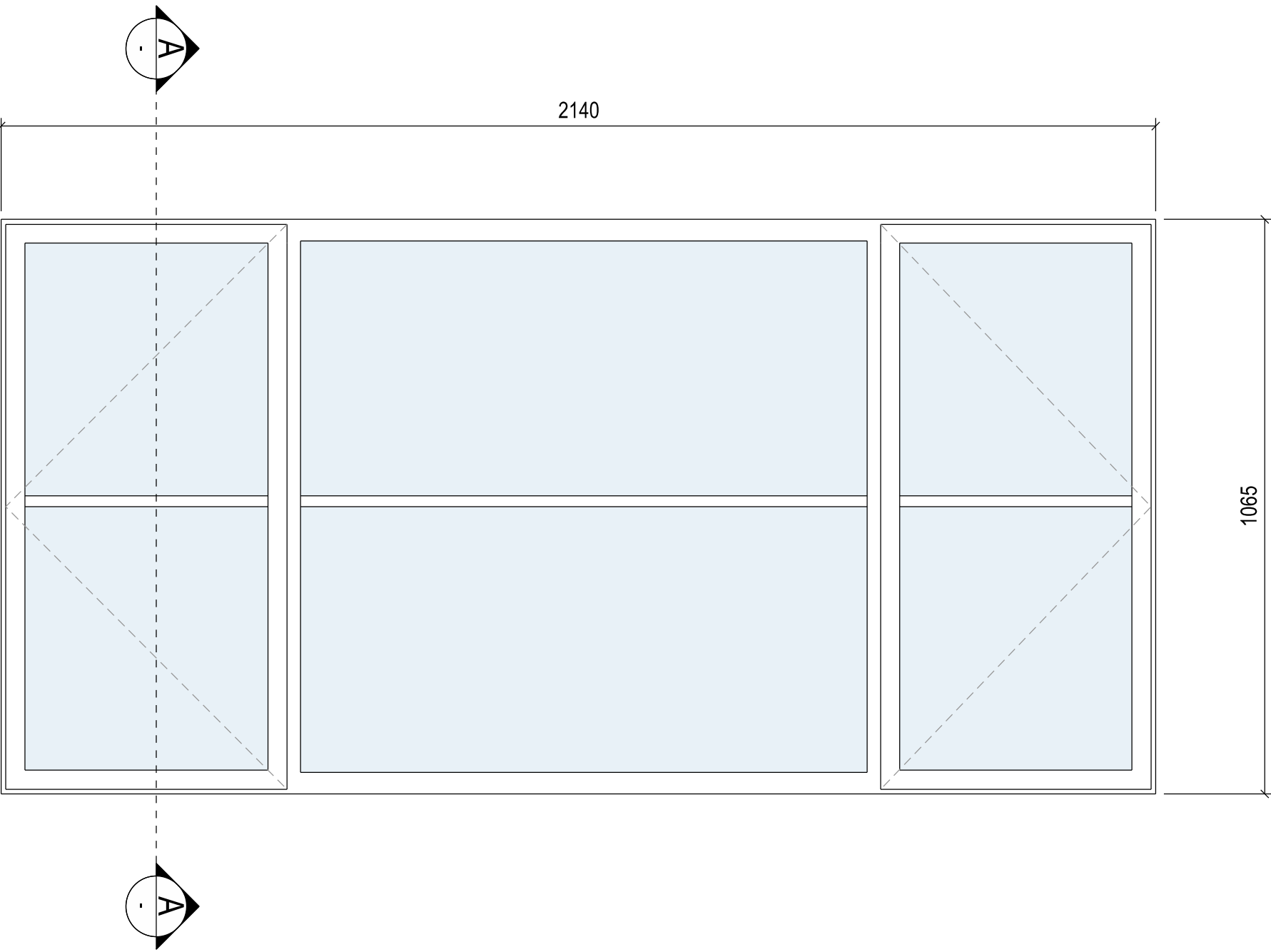



NOTE:
DIMENSIONS ARE INDICATIVE
AND TO BE CONFIRMED ON SITE.



3 PROPOSED WINDOW TYPICAL DETAILS - PLAN
Scale 1:2 at A3 / 1:1 at A1



1 PROPOSED WINDOW TYPICAL DETAILS - ELEVATION
Scale 1:20 at A3 / 1:10 at A1



FOR PLANNING APPLICATION

**COMMON
GROUND
WORKSHOP**

COPYRIGHT AND NOTES
DO NOT SCALE FROM THIS DRAWING. ALL DIMENSIONS TO BE VERIFIED ON SITE BY CONTRACTOR PRIOR TO COMMENCEMENT OF ANY SHOP DRAWINGS AND ANY WORKS ON SITE. REPORT ALL DISCREPANCIES TO THE ARCHITECT IMMEDIATELY.
THIS DRAWING TO BE READ IN CONJUNCTION WITH ALL RELATED ARCHITECT/ENGINEERS DRAWINGS / DETAILS AND ALL OTHER RELEVANT INFORMATION

COMMON GROUND WORKSHOP LTD

The Common E2
53 Old Bethnal Green Rd, London, E2 6QA

T 077 65257123
info@commongroundworkshop.co.uk
www.commongroundworkshop.co.uk

AMENDMENTS			
REV	DATE	DESCRIPTION	BY
A	09.04.2025	FOR TECHNICAL STAGE	MS

CONSULTANT(S)

Project Manager: -
Structural Engineer: -
MEP Services Engineer: -
Planning Consultant: -
Daylight / Sunlight Consultant: -
Cost Consultant: -

ADDITIONAL NOTES:
All dimensions in MM unless otherwise stated.

This drawing is to be read in conjunction with all relevant documents.

This drawing is to be read in conjunction with all Engineer's drawings. Contractor to provide Structural Engineering/ design.

Do not scale from this drawing.

Report any errors, contradictions, & omissions to the architect as soon as possible.

This drawing is issued in DWG format; this is an uncontrolled version issued to enable the recipient to prepare their own drawings for which they are solely responsible. It is based on background information current at the time of issue. No liability is accepted for any such alterations or additions to or discrepancies arising out of changes to such background information which occurs after it is issued.

Contractor and Sub-Contractors to site measure and confirm all dimensions before before fabricating and constructing built elements. Where discrepancies found, Contractor/ Sub-Contractor to inform Design Team.

CLIENT(S)

GARY YEO

PROJECT

MURRAY MEWS HOUSE

ADDRESS:
12 MURRAY MEWS,
LONDON NW1 9RJ

DRAWING TITLE(S)

**PROPOSED WINDOW TYPICAL
DETAILS**

SCALE VARIES	DRAWN CC	CHECKED MS
PROJECT NUMBER CGW-MMH-0185	DATE JULY 2024	
DRAWING NUMBER CGW-MMH-PA-A-2060	REVISION A	