





These drawings are for design intent purposes only.
Contractor to develop construction design accordingly

W1 Refer to separate schedule for more details

C1	Dulux Heritage Quartz Grey
C2	Existing ceiling decoration retained

	Denotes plain painted surface
	Denotes existing bead & butt boarding to be decorated
	Denotes new brickslip ref: London stock brick slip to match external face of building. To approved sample by designer. Clear matt sealant - brush apply 1 part PVA to 5 parts water or 1 part turps (or white spirit) to 1 part raw linseed oil.
	Denotes new wallcovering

DOORS -
Previously painted doors to be decorated to match wall colour TBC
Refer to individual toilet finishes for cubicle doors.
★ Doors to be stripped, stained & polished

D E C O R A	Decorative references		Indicates end of finish	
1	Specialist paint finish by Blackheart Creative. Artistic layers of water based paint to create distressed aged effect. Sealed with water based matt finish varnish.			
2	Dulux Heritage Setting Stone			
3	Dulux Heritage DH Slate			
4	Dulux Trade 70BG 07/086 (OJS blue)			
5	Dulux Heritage Masters Gold			
6	Dulux Trade to match Farrow & Ball Brinjal			
7	Full height wallcovering ref: Tektura Canyon 47824			
8	Ladies: Existing tiled wall to be retained. Above to be decorated Dulux Heritage Quartz Grey. Cubicle Doors & partitions to be decorated Satinwood Dulux to match F&B Brinjal			
9	Gents: Existing tiled wall to be retained. Above to be decorated Dulux Heritage Quartz Grey. Cubicle Doors & partitions to be decorated Satinwood Dulux Trade 70YY 09/175 (olive)			
10	Dulux Heritage Sage Green			
11	Full height wallcovering ref: Tektura Canyon 47825 (fire rating EuroClass C)			
12	Dulux Trade 78GG 19/078 (dark teal)			
13	Full height wallcovering ref: Newmor Zenith 15.1404 (Fire rating EuroClass B)			
14	Dulux Heritage Mallard Green			
15	Dulux Heritage Biscuit Beige			
16	Dulux Heritage Stone Green			

NOTES:
All finishes to be installed in accordance with the manufacturer's recommendations

A	Atrium acoustic baffle and decoration notes omitted.	BW	21.05.25
Rev.	Revision Details	Initials	Date

newman|gauge

E.design@newmangaugae.com T. 0121 212 9800
47A George St. Birmingham B3 1QA
newmangaugae.com

Client



Project

THE PARCEL YARD
KINGS CROSS STN

Drawing Title

FIRST FLOOR 1 OF 2
WALL & CEILING FINISHES

Project Type

LISTED BUILDING APP

Date	Scale	Drawn By
MAR'25	1:50@A1	SMP
Project No.	Drawing No.	Revision
3185	0044	A

This drawing is the property of NEWMAN GAUGE DESIGN ASSOCIATES. Copyright is reserved by them and the drawing is issued on the condition that it is not copied either wholly or in part without the prior consent in writing of Newman Gauge Design Associates. All dimensions are to be checked on site prior to the commencement of any work or shop drawings. This drawing is to be read in conjunction with other drawings and specifications where existing.

1. All previously installed woodwork to be prepared & made good ready to receive new decoration in 1No. undercoat, min. 2No. coats satinwood unless specified otherwise.
2. All new woodwork identified for painting to be prepared ready to receive new decoration in 1No. coat primer, 1No. undercoat, min. 2No. coats satinwood unless specified otherwise.
3. All new woodwork identified for lacquer finish to be prepared ready to receive a min. 2No. coats satin lacquer finish to approved sample (can be pre-finished off site).
4. All existing plasterboard & skim surfaces to be made good & thoroughly prepared to give a smooth finish & be ready to receive new decoration in 1No. mist coat & min. 2No. top coats diamond matt emulsion unless otherwise stated.
5. All new plasterboard & skim surfaces to have a smooth finish & be prepared ready to receive new decoration in 2No. mist coat & min. 2No. top coats diamond matt emulsion unless otherwise stated.
6. Contractor to provide sample patch test of colours on site for approval.