




L3.1 / L3.2 / L3.3
L5.4 / L5.5 / L5.6




L3.4 / L3.5 / L3.6 / L3.7
L3.8 / L3.9 / L3.10
L5.7 / L5.8 / L5.9 / L5.10
L5.11 / L5.12 / L5.13 / L5.14



L7.1 / L7.2 / L7.3
L7.5 / L7.6 / L7.7



L7.4



L3.11

WINDOW TYPES
Scale 1:50



WINDOWS TO BE REPLACED
Timber sash windows: New windows to match existing in colour, material, details of the astragal bars and window frame. The glazing will be upgraded to double-glazing to improve the energy efficiency of the window.

KEY
L0.1: Location of windows to be replaced.
REFER TO PLANS AND ELEVATIONS

ELEVATION 1

SILVA ARCHITECTURE	REVISION NOTES:			CLIENT Working Mens College 44-46 Crowndale Road, Camden, London		DRAWING NUMBER: 25 / 01 PL-11	
	Rev:	Date:	Notes:	PROJECT TITLE: Listed Building Consent Replacement Windows		SCALE: 1:200 @A3	
				DRAWING TITLE: Window Drawings + Photos [SHEET 2 of 5]		DRAWN BY: AS	
						DATE: May '25	REVISION