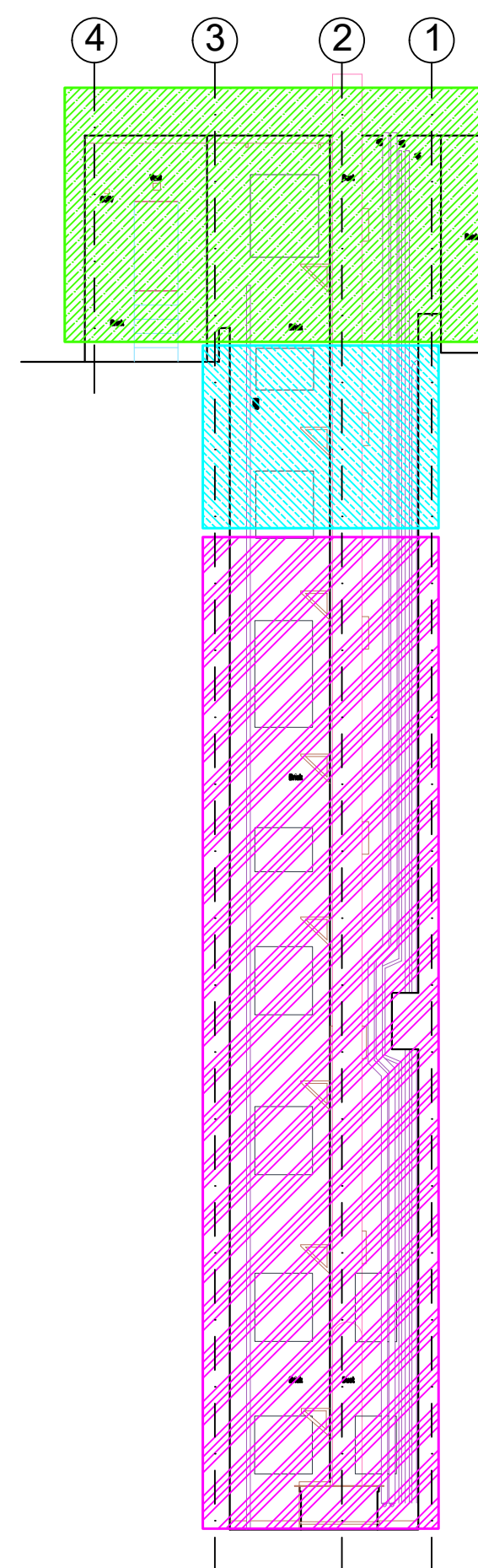
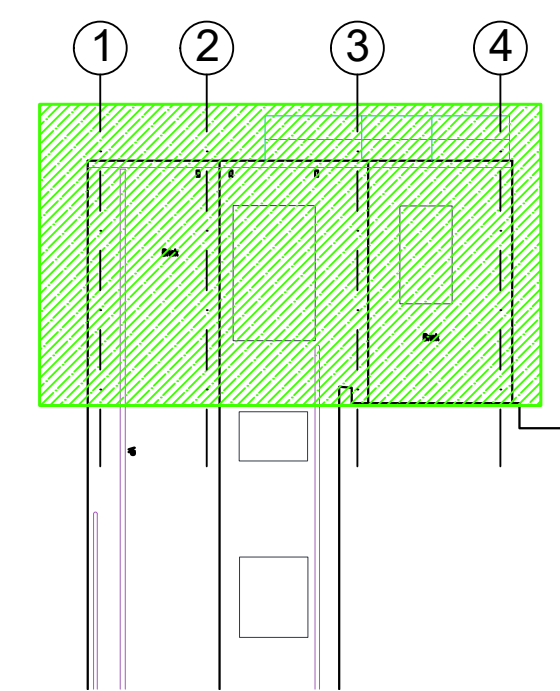


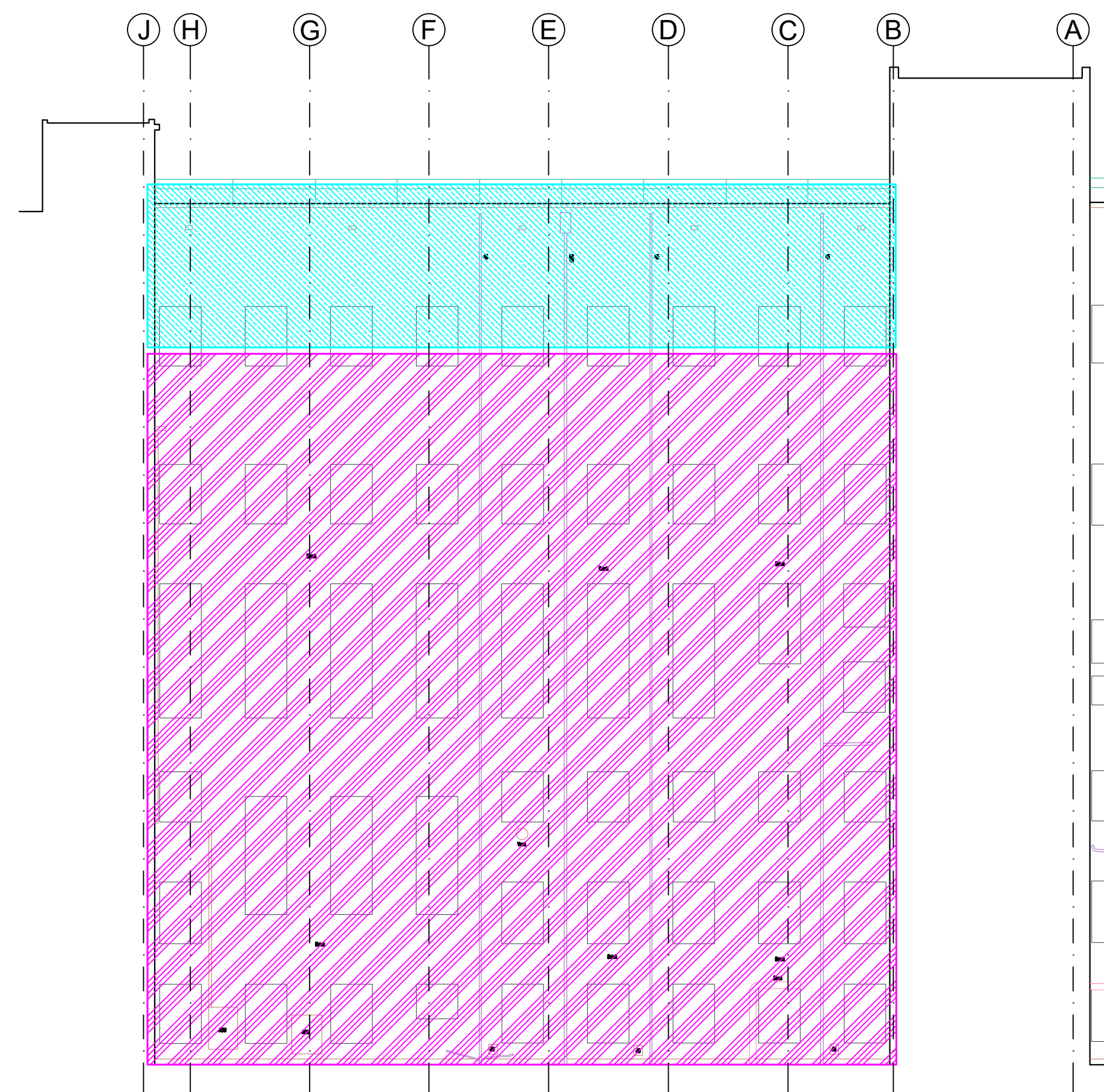
**SOUTH WEST FACING ELEVATION**  
**[CONNAUGHT ROOMS]**



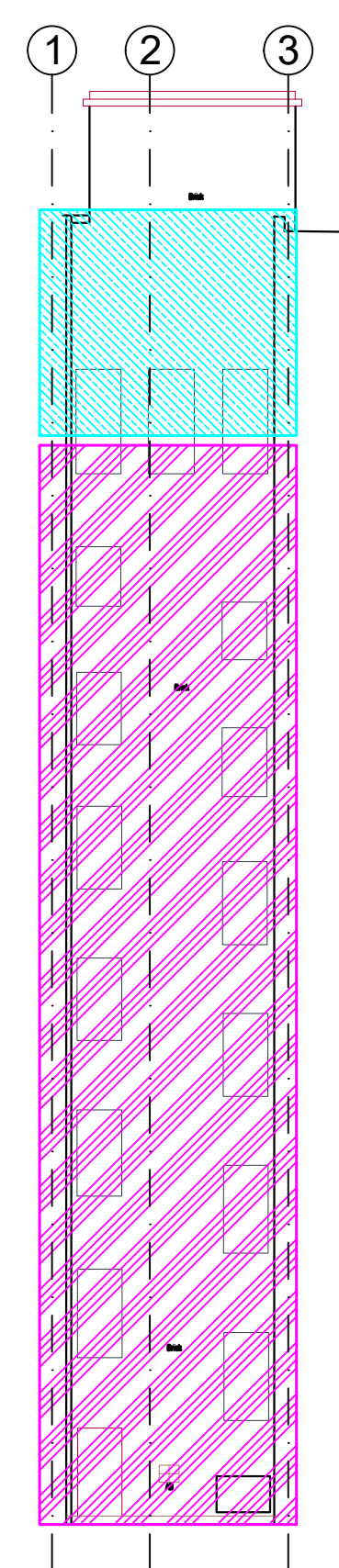
**SOUTH EAST FACING ELEVATION**



**NORTH WEST FACING ELEVATION**  
**OF AIR-HANDLING PLANT ROOM**



**NORTH EAST FACING ELEVATION**



**NORTH WEST FACING ELEVATION**

Key Plan:

- Zone 8
- Zone 9
- Zone 10
- Zone 11
- Zone 12

Notes:

00	J. Lea	14/3/25	T. Robinson	14/3/25	C. Wozencroft	14/3/25
----	--------	---------	-------------	---------	---------------	---------

Sheet Size:	Scale:	Project Number:
A1	NTS	CN22-028

Client Approval	
A - APPROVED	
B - APPROVED WITH COMMENTS	
X C - DO NOT USE	
Status:	Purpose of Issue:
SK	PROVISIONAL FOR COMMENT



Corrosion Engineering Solutions Ltd.  
Unit S1, 64-66 Akeman Street, Tring, Hertfordshire, HP23 6AF  
T: +44 (0) 1442 767 899  
E: info@corrosionengineering.co.uk  
W: www.corrosionengineering.co.uk

Copyright © The design and information presented on this drawing are subject to copyright as of the date of issue and may not be reproduced - in whole or part - or made use of in anyway without the written permission of Corrosion Engineering Solutions Ltd.

Project Title:  
FREEMASONS HALL  
PHASE 4 RSD WORKS

Drawing Title:  
CONCEPT DESIGN STAGE  
PROPOSED CATHODIC PROTECTION  
ZONE LAYOUT

Client:  
  
UNITED GRAND LODGE  
OF ENGLAND

Drawing Number:	Revision:
CN22-028-J946-SK101	00