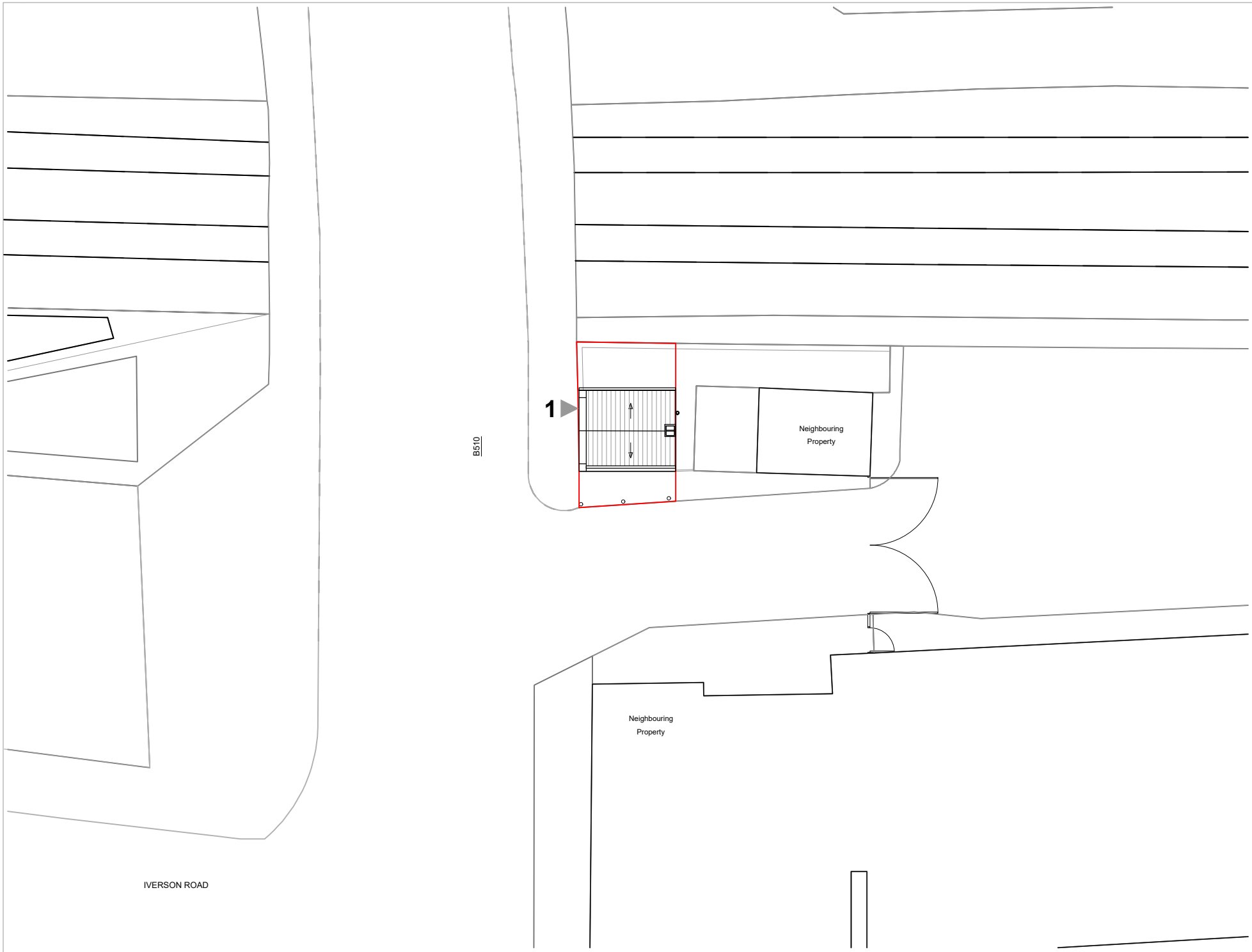
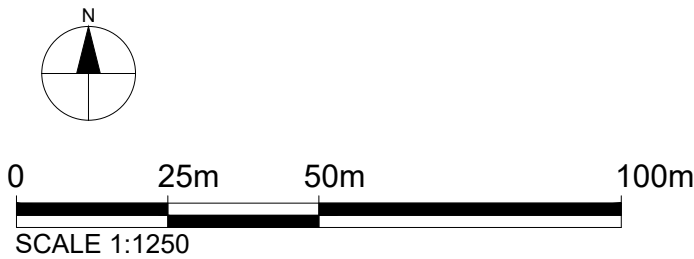




OS Map

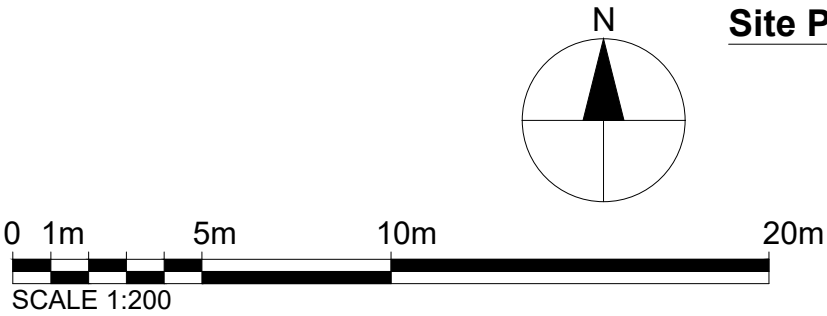


Site Plan

KEY

1 Entrance

Property Boundary



Dimensions Written dimensions to be taken in preference to scaled dimensions. The Contractor is responsible for checking all dimensions before work starts.

Local Authority All work is to be carried out to the requirements, and to the satisfaction of the Local Authority. These drawings are for planning purposes only.

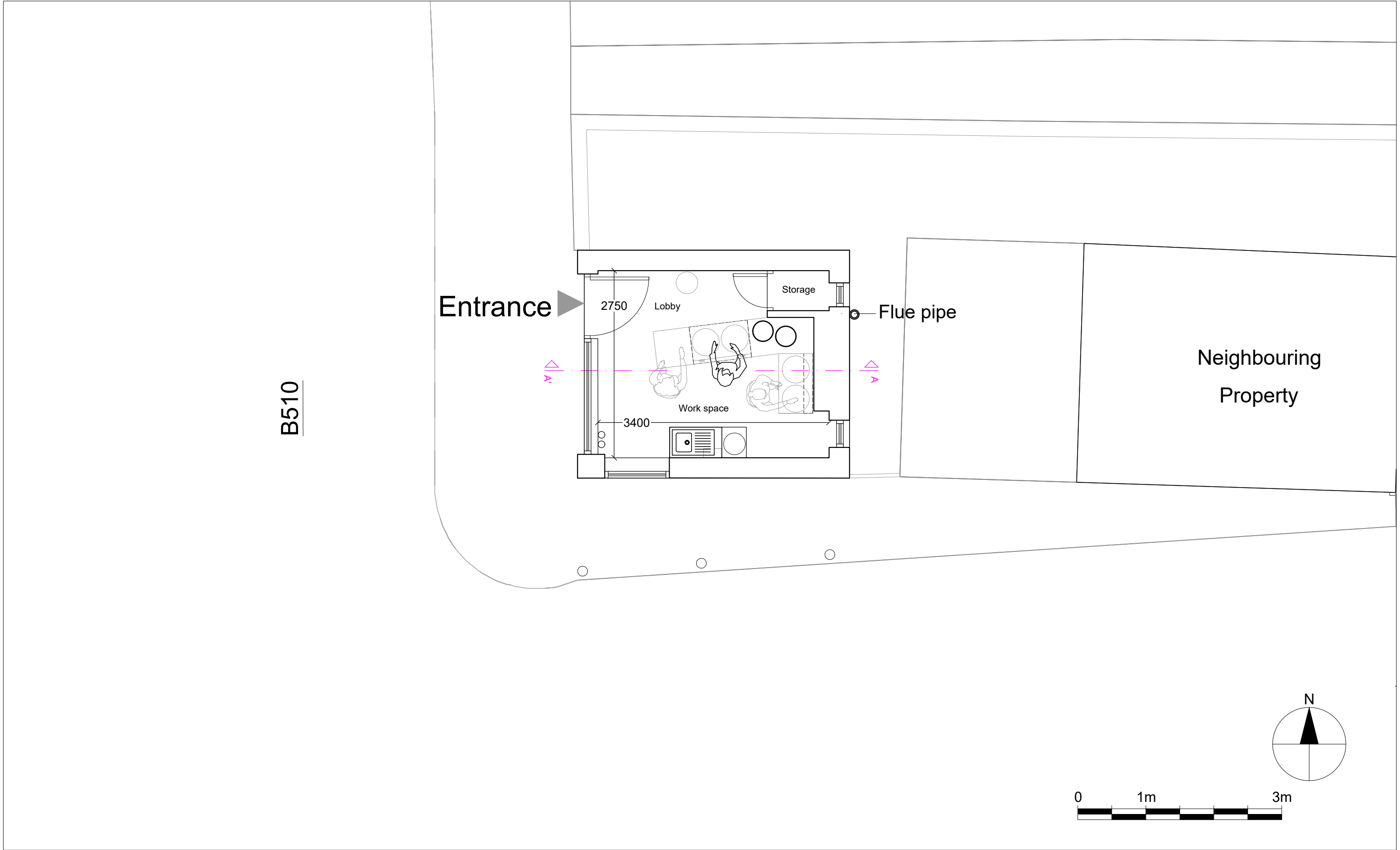
Discrepancies Any discrepancies to be brought to the attention of Drawing And Planning Ltd. Immediately.

REVISIONS				
REV	DATE	DESCRIPTION	BY	CH

PROJECT TITLE	
154 West End Lane, NW6 1NP	
DATE	REVISION
Jan 2025	/

DRAWING TITLE	
Existing- Location Plans	
CLIENT	
Ed and Jerry Ltd.	
DRAWING No.	SCALE @ A3
WEENL-L101	1:1250 / 1:200





Dimensions Written dimensions to be taken in preference to scaled dimensions. The Contractor is responsible for checking all dimensions before work starts.

Local Authority All work is to be carried out to the requirements, and to the satisfaction of the Local Authority. These drawings are for planning purposes only.

Discrepancies Any discrepancies to be brought to the attention of Drawing And Planning Ltd. Immediately.

REVISIONS				
REV	DATE	DESCRIPTION	BY	CH

PROJECT TITLE	
154 West End Lane, NW6 1NP	
DATE	REVISION
Jan 2025	/

DRAWING TITLE	
Existing - Ground Floor	
CLIENT	
Ed and Jerry Ltd.	
DRAWING No.	SCALE @ A3
WEENL-P101	1:50

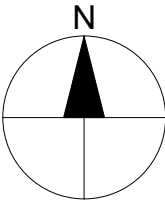


DRAWINGANDPLANNING
www.drawingandplanning.com
0208 202 3665



B510

Neighbouring
Property



Dimensions Written dimensions to be taken in preference to scaled dimensions. The Contractor is responsible for checking all dimensions before work starts.

Local Authority All work is to be carried out to the requirements, and to the satisfaction of the Local Authority. These drawings are for planning purposes only.

Discrepancies Any discrepancies to be brought to the attention of Drawing And Planning Ltd. Immediately.

REVISIONS

REV	DATE	DESCRIPTION	BY	CH

PROJECT TITLE
154 West End Lane, NW6 1NP

DATE
Jan 2025

REVISION
/

DRAWING TITLE
Existing- Roof Plan
CLIENT
Ed and Jerry Ltd.
DRAWING No.
WEENL-P102

SCALE @ A3
1:50





Front Elevation



Dimensions Written dimensions to be taken in preference to scaled dimensions. The Contractor is responsible for checking all dimensions before work starts.

Local Authority All work is to be carried out to the requirements, and to the satisfaction of the Local Authority. These drawings are for planning purposes only.

Discrepancies Any discrepancies to be brought to the attention of Drawing And Planning Ltd. Immediately.

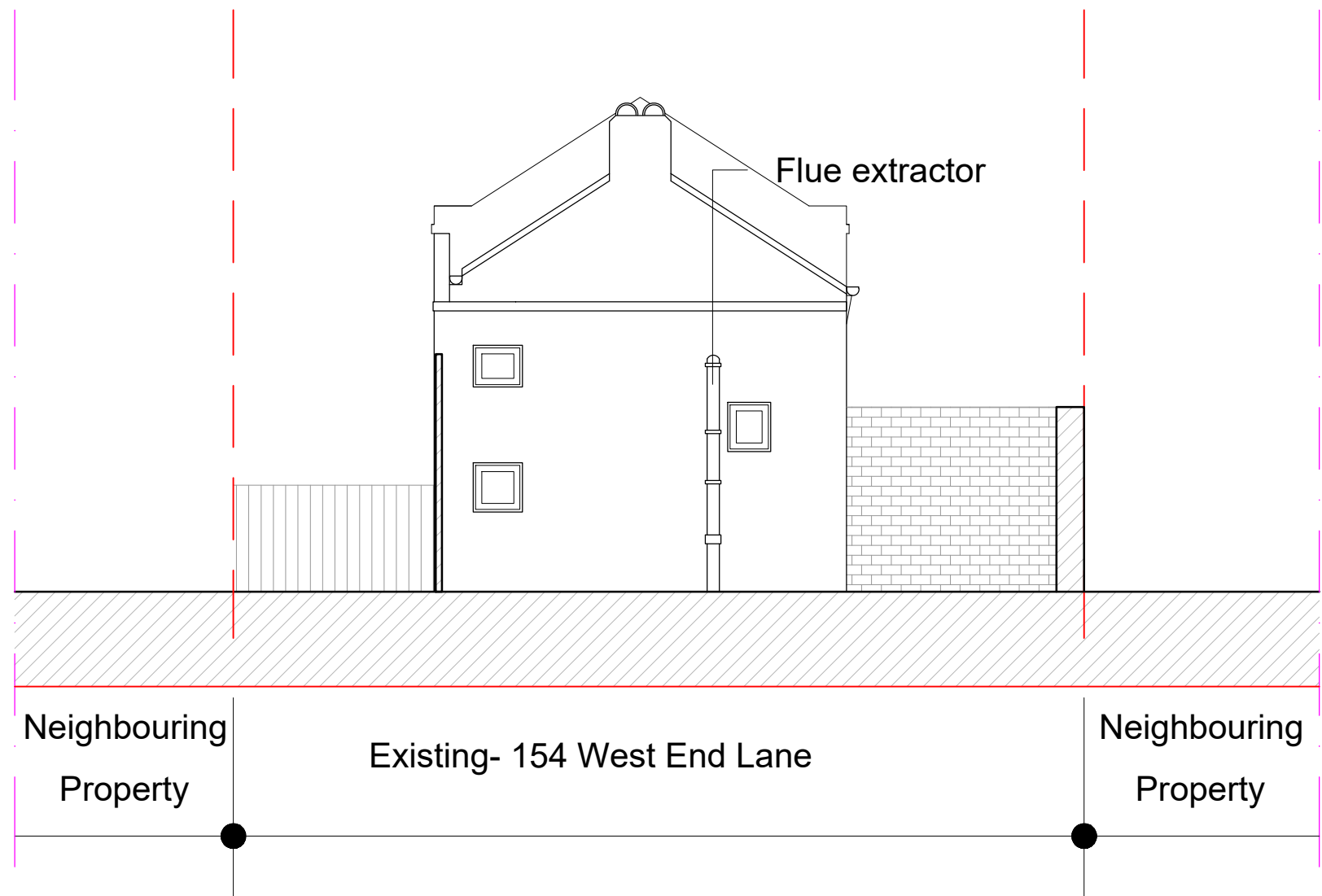
REVISIONS				
REV	DATE	DESCRIPTION	BY	CH

PROJECT TITLE	
154 West End Lane, NW6 1NP	
DATE	REVISION
Jan 2025	/

DRAWING TITLE	
Existing-Front Elevation	
CLIENT	
Ed and Jerry Ltd.	
DRAWING No.	SCALE @ A3
WEENL-E101	1:50



DRAWINGANDPLANNING
www.drawingandplanning.com
0208 202 3665



Dimensions Written dimensions to be taken in preference to scaled dimensions. The Contractor is responsible for checking all dimensions before work starts.

Local Authority All work is to be carried out to the requirements, and to the satisfaction of the Local Authority. These drawings are for planning purposes only.

Discrepancies Any discrepancies to be brought to the attention of Drawing And Planning Ltd. Immediately.

REVISIONS				
REV	DATE	DESCRIPTION	BY	CH

PROJECT TITLE	
154 West End Lane, NW6 1NP	
DATE	REVISION
Jan 2025	/

DRAWING TITLE	
Existing-Rear Elevation	
CLIENT	
Ed and Jerry Ltd.	
DRAWING No.	SCALE @ A3
WEENL-E102	1:50





Dimensions Written dimensions to be taken in preference to scaled dimensions. The Contractor is responsible for checking all dimensions before work starts.

Local Authority All work is to be carried out to the requirements, and to the satisfaction of the Local Authority. These drawings are for planning purposes only.

Discrepancies Any discrepancies to be brought to the attention of Drawing And Planning Ltd. Immediately.

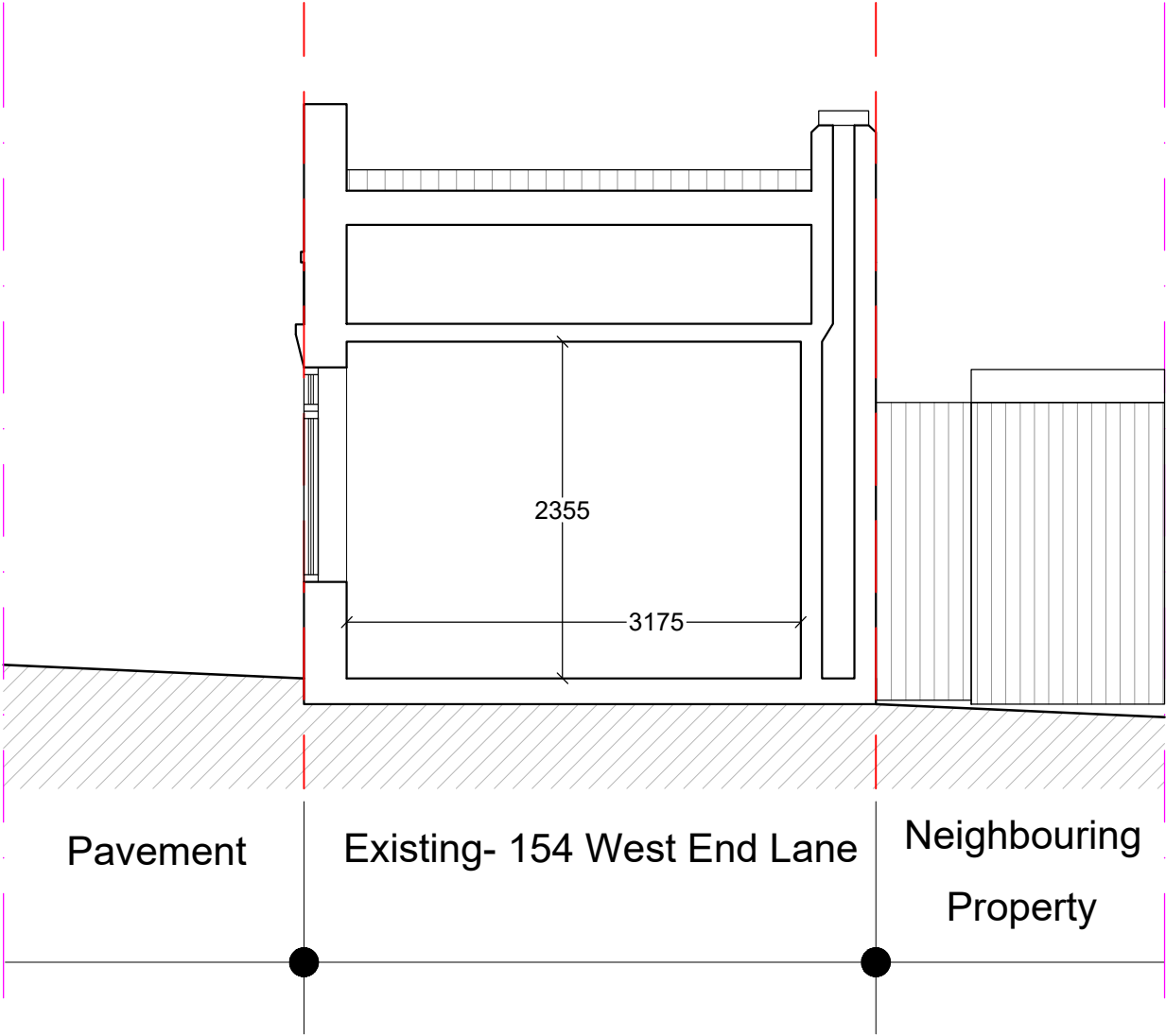
REVISIONS				
REV	DATE	DESCRIPTION	BY	CH

PROJECT TITLE	
154 West End Lane, NW6 1NP	
DATE	REVISION
Jan 2025	/

DRAWING TITLE	
Existing- Side Elevation	
CLIENT	
Ed and Jerry Ltd.	
DRAWING No.	SCALE @ A3
WEENL-E103	1:50



DRAWINGANDPLANNING
www.drawingandplanning.com
0208 202 3665



Dimensions Written dimensions to be taken in preference to scaled dimensions. The Contractor is responsible for checking all dimensions before work starts.

Local Authority All work is to be carried out to the requirements, and to the satisfaction of the Local Authority. These drawings are for planning purposes only.

Discrepancies Any discrepancies to be brought to the attention of Drawing And Planning Ltd. Immediately.

REVISIONS				
REV	DATE	DESCRIPTION	BY	CH

PROJECT TITLE	
154 West End Lane, NW6 1NP	
DATE	REVISION
Jan 2025	/

DRAWING TITLE	
Existing- Section AA'	
CLIENT	
Ed and Jerry Ltd.	
DRAWING No.	SCALE @ A3
WEENL-S101	1:100



DRAWINGANDPLANNING
www.drawingandplanning.com
0208 202 3665