



THE CONTRACTOR IS TO CHECK AND VERIFY ALL BUILDING AND SITE DIMENSIONS, LEVELS AND SEWER INVERT LEVELS AT CONNECTION POINTS BEFORE WORK STARTS.

THIS DRAWING IS TO BE READ AND CHECKED IN CONJUNCTION WITH ENGINEERS AND OTHER SPECIALIST DRAWINGS.

THE DRAWING AND THE WORKS DEPICTED ARE THE COPYRIGHT OF REED WATTS ARCHITECTS AND MAY NOT BE REPRODUCED EXCEPT BY WRITTEN PERMISSION.

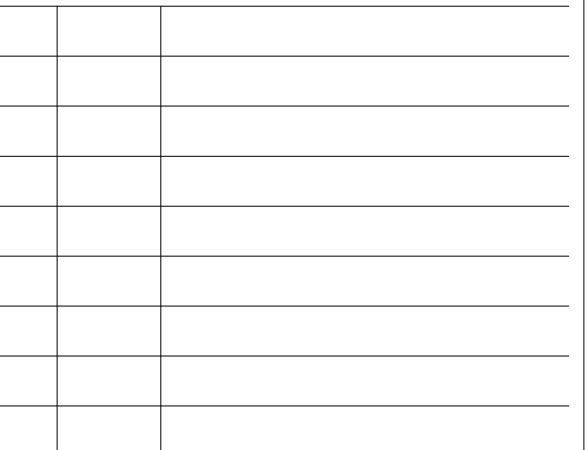
 ASSUMED SITE BOUNDARY
 OWNERSHIP TO BE CONFIRMED
 SCOPE OF DEMOLITION

EXISTING LV INCOMING

BT INFRASTRUCTURE

EXISTING WATER PIPE

EXISTING GAS PIP



**REED
WATTS**

PROJECT 2401 LIGHTHOUSE LONDON CHURCH

EXISTING GROUND FLOOR PLAN