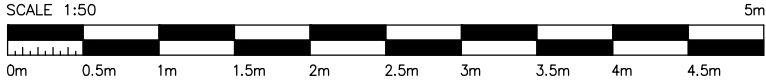



WINDOWS

WHERE NOTED EXISTING SINGLE PANE CRITTAL WINDOWS TO BE REPLACED WITH DOUBLE GLAZED METAL WINDOWS WITH METAL FENESTRATION TO RESEMBLE THE EXISTING WINDOWS AS CLOSELY AS POSSIBLE. THE EXISTING TILT AND TURN OPENING POSITION TO REPLICATED ON THE NEW WINDOWS. ALL NEW DOUBLE GLAZED WINDOWS TO BE FITTED WITH CLEAR GLASS PANELS AND FRAMES FINISHED IN GREY. EXTERNAL LEADING EDGE OF NEW WINDOW TO ALIGN WITH EXTERNAL LEADING EDGE OF EXISTING WINDOW. ALL REPLACEMENT WINDOWS TO ACHIEVE A MAXIMUM 1.6W (M²K) U-VALUE.



NOTES:

DO NOT SCALE FROM THIS DRAWING.

DRAWING IS TO BE READ IN CONJUNCTION WITH ALL OTHER ARCHITECTURAL DRAWINGS, THE ARCHITECTURAL SPECIFICATION, ALL ENGINEERS DRAWINGS, ENGINEERS' SPECIFICATIONS AND IN CONJUNCTION TO SITE CHECK DIMENSIONS.

ANY DISCREPANCIES FOUND ON THE DRAWINGS, SPECIFICATIONS OR ONSITE TO BE COMMUNICATED IMMEDIATELY AND PRIOR TO COMMENCEMENT OR CONTINUATION OF WORKS.

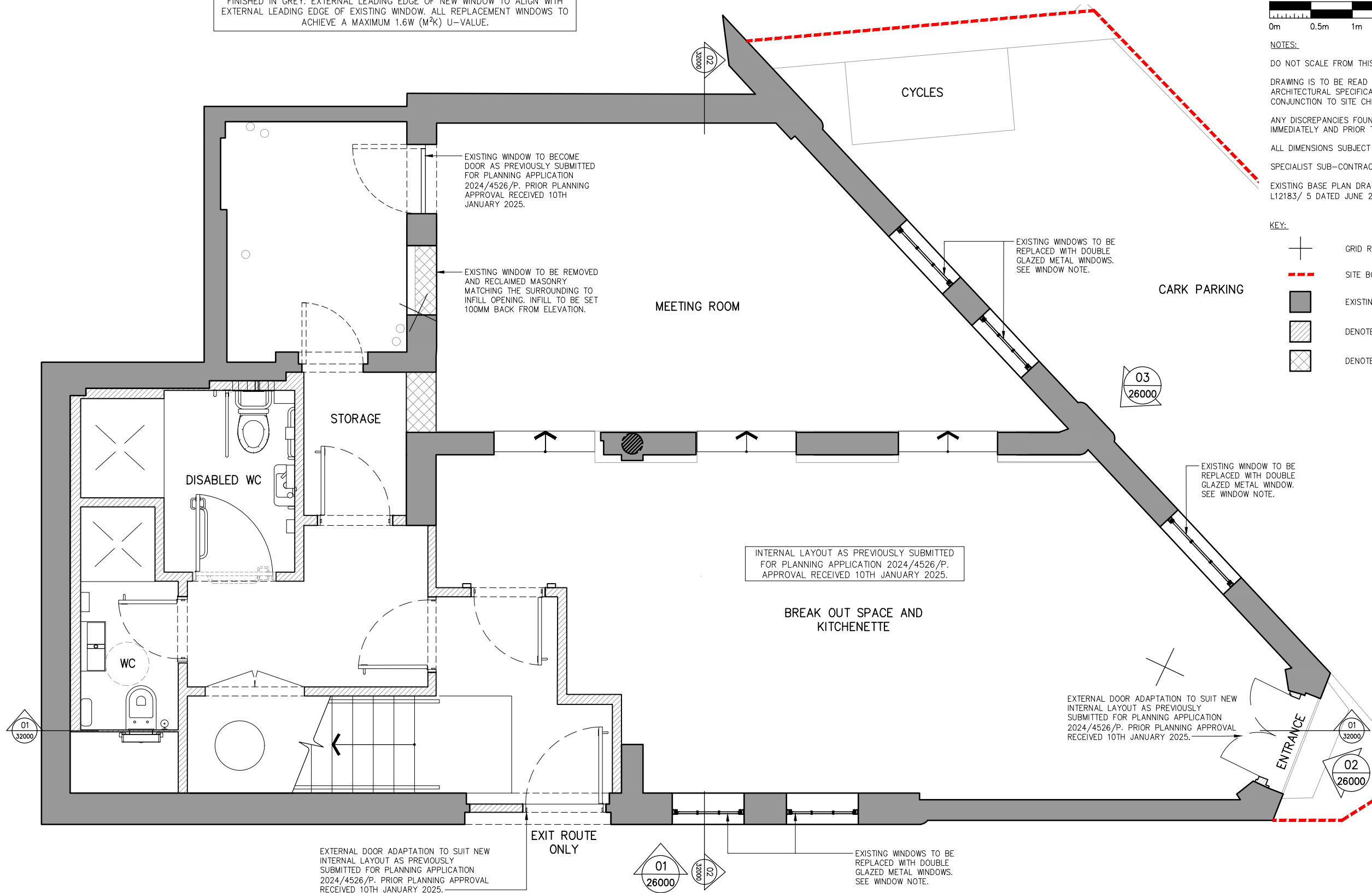
ALL DIMENSIONS SUBJECT TO CONFIRMATION BY SITE DIMENSIONS.

SPECIALIST SUB-CONTRACTOR DRAWINGS TO BE PROVIDED FOR APPROVAL PRIOR TO FABRICATION.

EXISTING BASE PLAN DRAWN FROM SURVEY CARRIED OUT BY LASER SURVEYS. DRAWINGS L 12183/ 1 - L12183/ 5 DATED JUNE 2024. ALL DIMENSIONS SUBJECT TO CONFIRMATION BY SITE MEASUREMENTS.

KEY:

- GRID REFERENCE FOR FLOOR LEVELS
- SITE BOUNDARY
- EXISTING SOLID MASONRY TO BE PROTECTED AND RETAINED
- DENOTES PROPOSED PARTITIONS
- DENOTES SALVAGED BRICKWORK INFILL



- 11.04.2025 PLANNING ISSUE		
REV	DATE	DESCRIPTION

2-6 LEEKE STREET
OFFICE REFURBISHMENT

PROPOSED
GROUND FLOOR GENERAL ARRANGEMENT

mcdonaldarchitects.co.uk

SPACES | 17 City North Place | London | N4 3FU | t +44 (0)20 7281 2200

DRAWN	CHECKED	DM	DATE	MAR 2025	SCALE	1:50 @ A3
SA	NUMBER	1580-11010			REVISION	-

LEEKE STREET