



D E S I G N E D | S U P P L I E D | I N S T A L L E D

## OPENSQUARE QUOTATION Q3247 v2- Option 3

Client: Cedric Brandt  
Company: N/A  
Project Address: NW1 Project  
Works: Specialist Glazing Package  
Prepared by: Mark Creaby  
Date: 18/03/2025

[www.opensquareglazing.com](http://www.opensquareglazing.com)  
[sales@opensquareglazing.com](mailto:sales@opensquareglazing.com)  
89 Field End Road, Pinner, HA5 1QG  
0208 0791079





## OpenSquare Quotation & Design Concept

Date 18 March 2025  
Page 1 of 7  
Items 3

Cedric Brandt

Project Reference Q3247 - v3

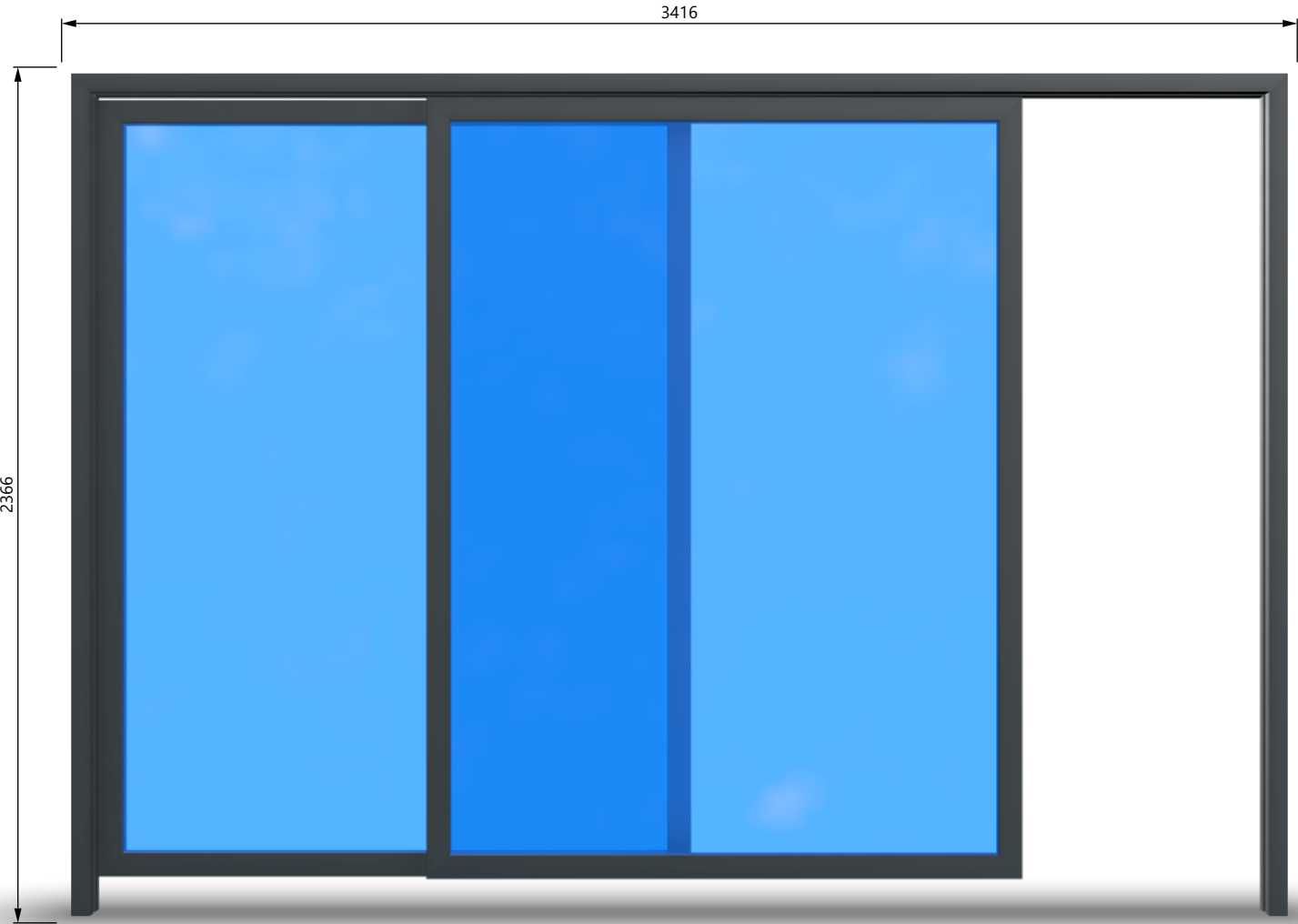
 89 Field End Road  
 0208 0791079  
 sales@opensquareglazing.com  
 www.opensquareglazing.com

Dear Cedric Brandt


Please see attached the design concept in relation to your enquiry. The designs and layouts shown within are for design intent and pricing only. Full design and all details will be created and approved during the design phase of the project.

OS Bespoke Electric Sliding Flat Rooflight | 1 fixed / 1 sliding

3416 x 2366




Frame




OpenSquare Sliding Opening Rooflight  
3 Pane XXO

External



RAL 7016 Matt Anthracite  
grey


Internal



RAL 7016 Matt Anthracite  
grey

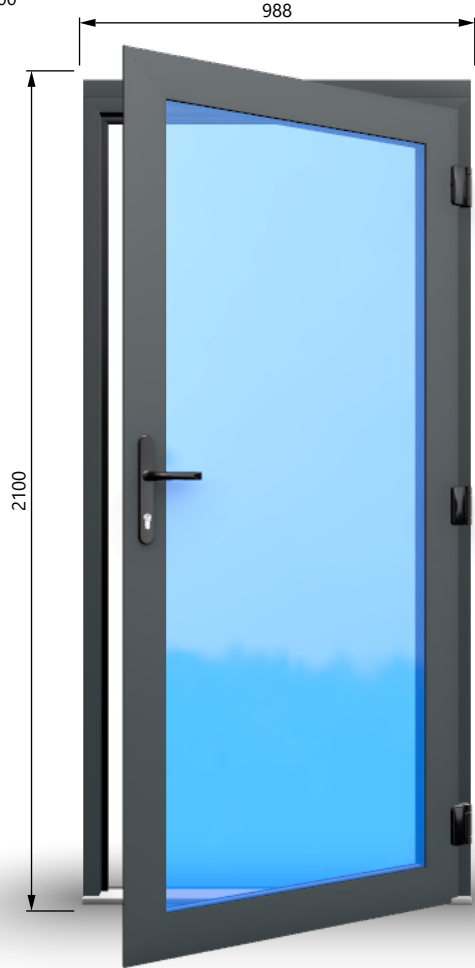
Glazing

Double - Structural -  
Toughened - Solar Control



36mm | Low-E | Warm edge - Black

OpenSquare Aluminium Casement Door - Copy  
988 x 2100



Frame



Aluminium | Residential, Open Out  
Residential 1



External  
RAL 7016 Matt Anthracite  
grey



Internal  
RAL 7016 Matt Anthracite  
grey

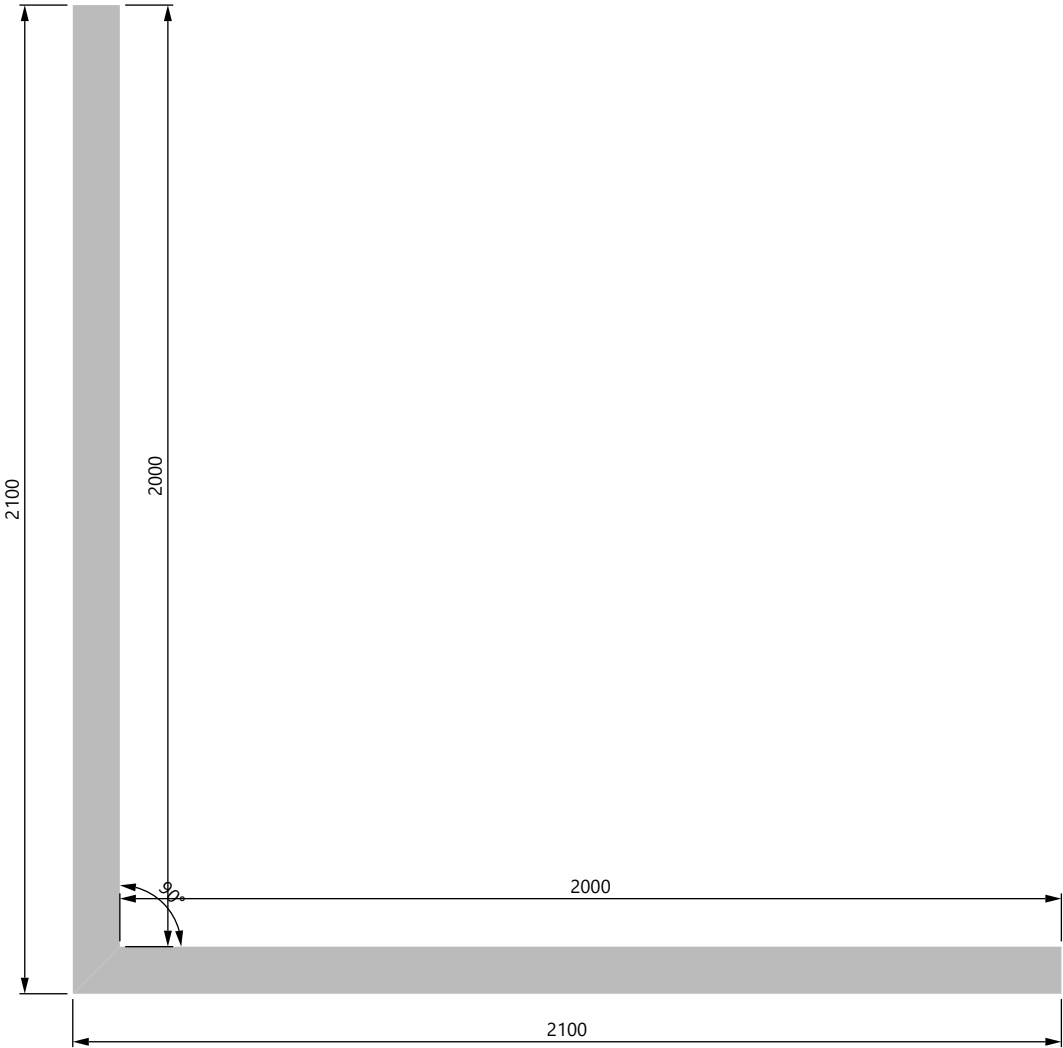
Glazing




Double - Toughened  
28mm | Low-E | Warm edge - Black

OpenSquare Bespoke Structural Glass Screens | Frameless effect with Glass to Glass Connections - Copy

External: 2100 x 2100, Internal: 2000 x 2000



OpenSquare Bespoke Structural Glass Screens | Frameless effect with Glass to Glass Connections - Copy  
View 1



OpenSquare Bespoke Structural Glass Screens | Frameless effect with Glass to Glass Connections - Copy - Frame 1  
2074 x 2100

Frame



Structural Fixed Screen

Fixed 1x1

External



RAL 7016 Matt Anthracite  
grey

Internal



RAL 7016 Matt Anthracite  
grey

Glazing



Double - Structural -  
Toughened - Solar Control

36mm | Low-E | Warm edge - Black

OpenSquare Bespoke Structural Glass Screens | Frameless effect with Glass to Glass Connections - Copy - Frame 2  
2074 x 2100

Frame



Structural Fixed Screen

Fixed 1x1

External



RAL 7016 Matt Anthracite grey

Internal



RAL 7016 Matt Anthracite grey

Glazing



Double - Structural - Toughened - Solar Control

36mm | Low-E | Warm edge - Black

We are a FENSA approved installer. You can relax knowing you'll get a FENSA certificate when the job's done. It's proof your installation:

- Complies with Building Regulations
- Is registered with the local council
- Is backed by guarantee insurance



Review us on

