

Key

WALLS/ FLOORS/ CEILINGS

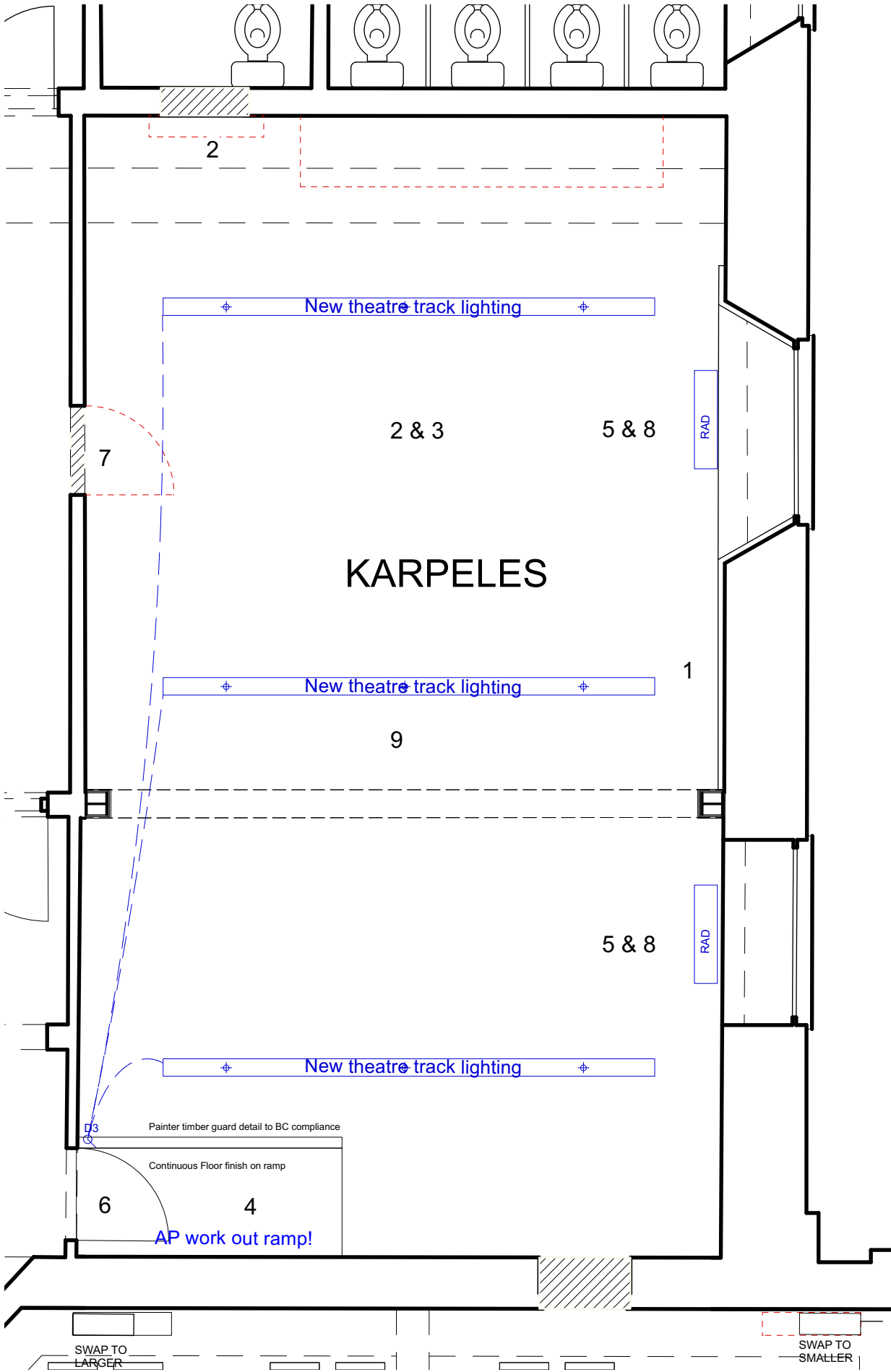
- 1. Paint Walls white
- 2. Install sprung floor onto extg slab ensuring adequate DPM
- 3. Paint ceiling white
- 4. Ramp up into space (on existing floor slab - no excavation)

DOORS & WINDOWS:

- 5. Remove internal shutters and make good
- 6. New door into space to match elsewhere
- 7. Block up existing door and paint either side to match

SERVERY/FITTINGS:

- 8. Install 2 no radiators
 - 9. Install new lighting
- Note: remove obsolete wiring and pipework before decoration



Copyright Anna Pamphilon Architects
No implied license exists. This drawing should not be used to calculate areas for the purposes of valuation. Do not scale this drawing. All dimensions to be checked on site by the contractor and such dimensions to be their responsibility. All work must comply with relevant British Standards and Building Regulations requirements. Drawing errors and omissions to be reported to the architect.

Revisions

Key	
+	Recessed LED downlight / track light
⊕	Pendant Light
∨	Wall light
⌂	Light switch
⌂	Dimming light switch
⌂	Socket
⌂	Smoke detector
⌂	Heat detector
IP	IP rating

Lighting Layout TBC on site including number of switches and exact placement. Please confirm with the architect and client before first fix.

Pamphilon Architects

studio@pamphilonarchitects.uk
www.pamphilonarchitects.uk

Project

Cecil Sharp House
NW1 7AY

Drawing

Proposed
Plan Layout
Karpeles

Scale at A3
1:50@A3

Date

Job Number
AP30

Drawing No. Rev
DWG_1700 B

Drawn by
AP

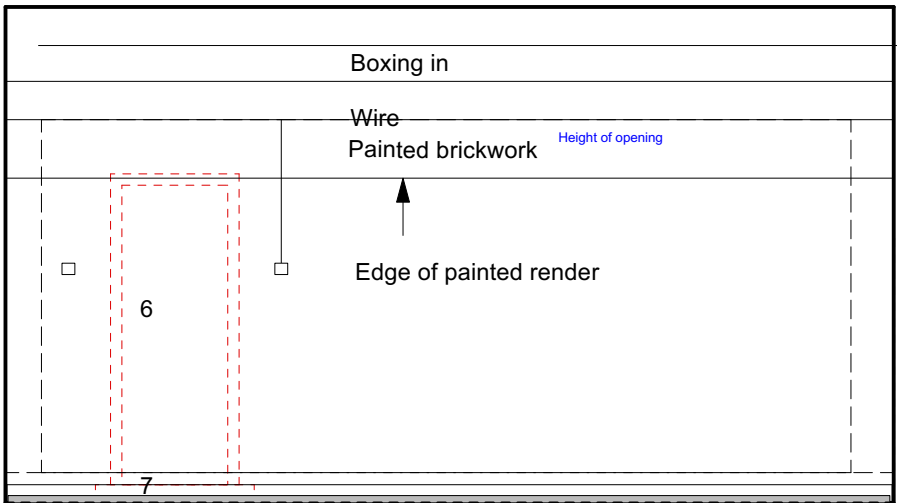
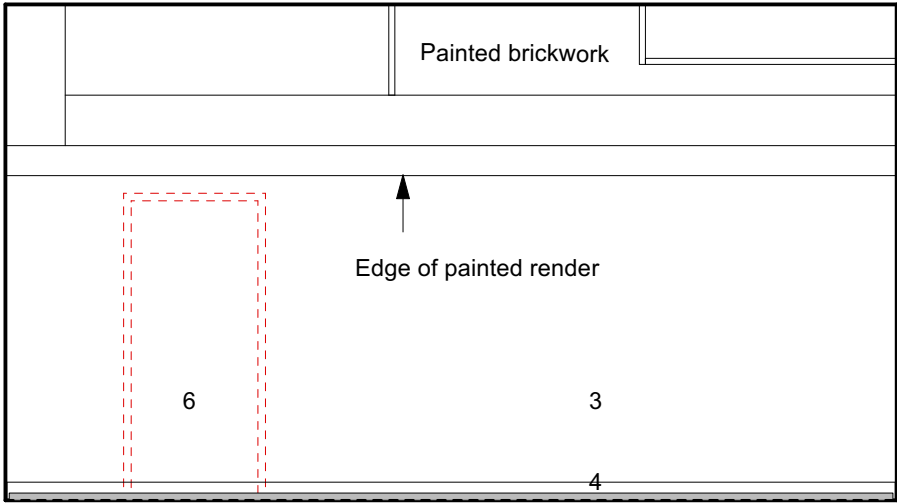
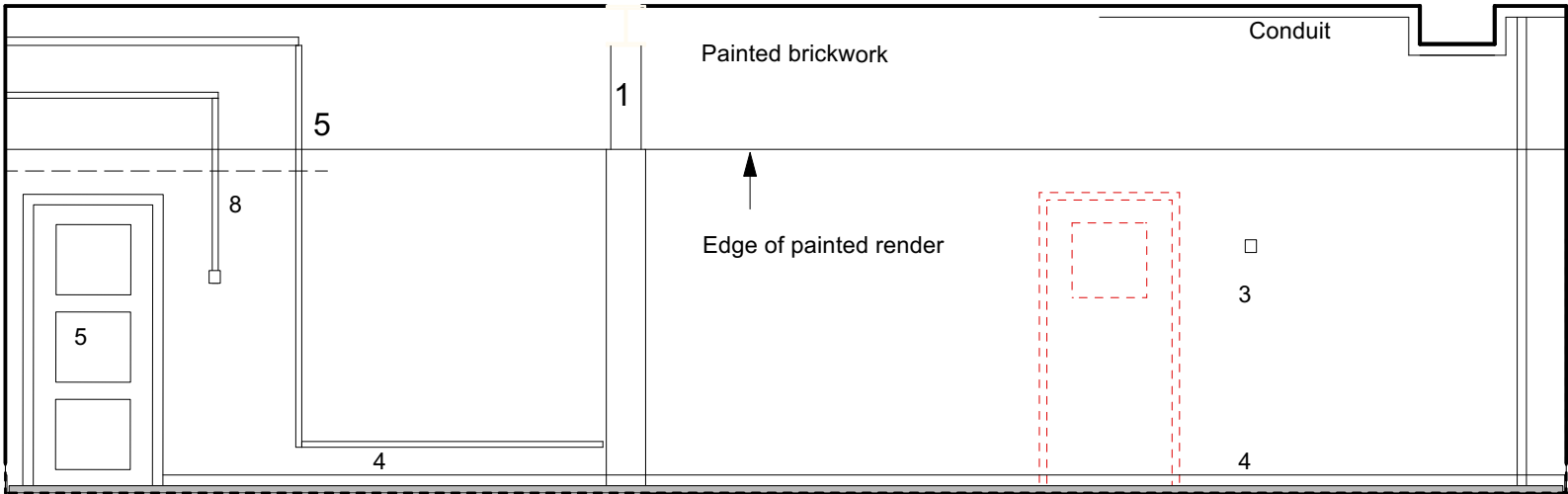
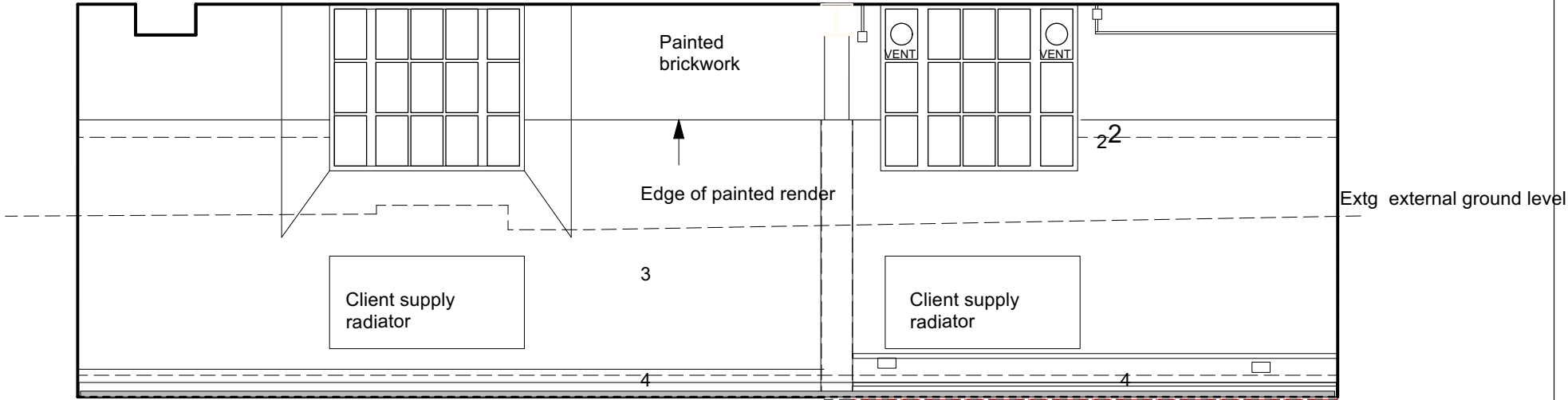
Checked by
AP

Status

Construction

NB please ensure that you refer to both the drawings and the Schedule of Works for more detail

NB please ensure that you refer to both the drawings and the Schedule of Works for more detail



Key to Proposed Works

1. Steel moment frame to create opening painted with required fire rated paint and then white eggshell TMRs. Pipework to be modified to fit around.
2. Remove timber shutters carefully to reveal windows.
3. DPM to wrap up minimum 150mm above external ground level and to be plastered over TMRs.
4. Move services up (including socket points) as required due to raised floor & in compliance with all necessary regulations.
5. New door to match others in cafe
6. Door removed, wall filled in with masonry to match and then rendered and painted to match.
7. Remove step and make good as required.
8. Remove obsolete wiring

Revisions

Copyright

No implied license exists. This drawing should not be used to calculate areas for the purposes of valuation. Do not scale this drawing. All dimensions to be checked on site by the contractor and such dimensions to be their responsibility. All work must comply with relevant British Standards and Building Regulations requirements. Drawing errors and omissions to be reported to the architect.

Scale at A3
1:50

Job Number
AP30

Drawn by
AP

Date
July 2024

Status
CONSTRUCTION

Checked by

Project
Cecil Sharp House
NW1 7AY

Drawing
Proposed Karpeles
Elevations

Pamphilon Architects
studio@pamphilonarchitects.uk

Drawing No.
DWG_1710

Rev
B