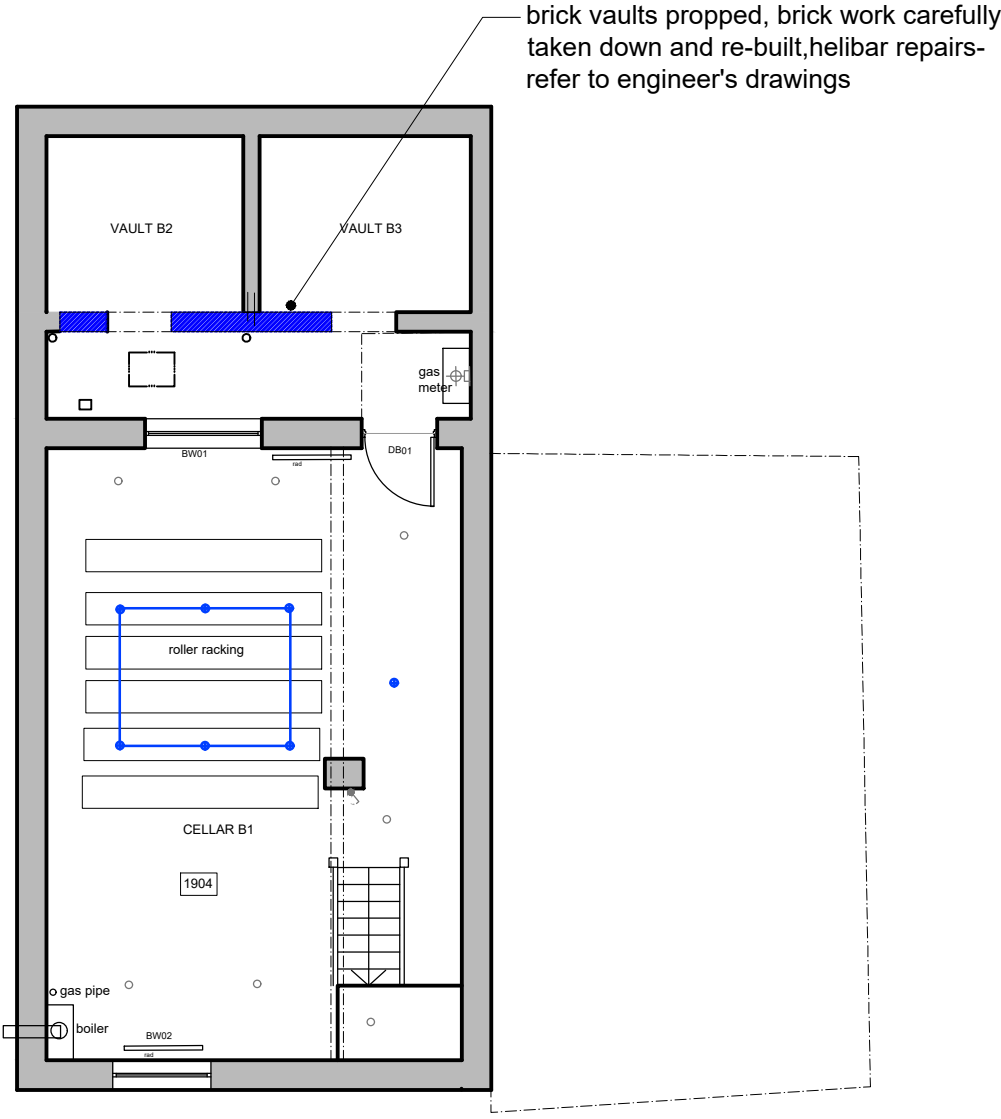
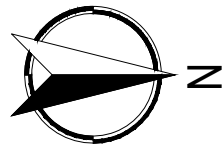


1 Existing Basement Floor Plan
Scale: 1:100



1 Proposed Basement Floor Plan
Scale: 1:100



All dimensions to be checked on site prior to construction or manufacture. Do not scale from this drawing. Refer also to written specification of works where applicable. Any discrepancies to be verified with Architects prior to commencement of works.

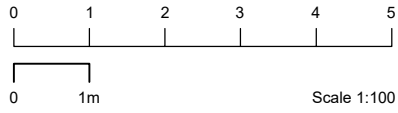
This drawing is the property of DRY Architects Limited. They reserve copyright, and the drawing issued on the condition that it is not retained by any unauthorised person. It may not be reproduced or disclosed, either wholly or in part without written consent from DRY Architects Limited.

| REVISION: | DESCRIPTION: | DATE: |
|-----------|----------------|----------|
| F1 | INITIAL SCHEME | 07.06.24 |

| | | |
|---|---|--|
| ● | Spec: half hour fire resisting low profile led downlights | |
| ⌘ | Interior wall light Spec: Located at 2m high. | |
| ⊕ | picture lights | |
| ⚙ | spot ceiling light | |
| ⊙ | Pendant Light Spec: | |
| ⚡ | Switch (tripple, double or single to suit) | |
| ⤵ | Circuit | |
| ⚙ | extract fan | |

KEY:

NEW WORK



PLANNING

DRY ARCHITECTS

PROJECT: 8 HOLLY TERRACE, HIGHGATE
LONDON, N6 6LX
CLIENT: MR RICHARD ORMOND
DRAWING: EXISTING AND PROPOSED BASEMENT PLANS

DATE: JUNE 2024 SCALE: 1:100 @ A3
DWG. NO: 5349-101 REVISION: P1

CHARTERED ARCHITECTS
ADDRESS: 48 Charlotte Street, London, W1T2NS
TEL: 0207 221 6161 FAX: 0207 243 6134
EMAIL: info@dryarchitects.co.uk WEB: www.dryarchitects.co.uk