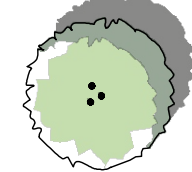


KEY

SOFT LANDSCAPE



Proposed multi stem tree

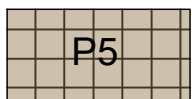


Intensive green roof perennial & shrub planting - 600mm depth soil minimum (50mm ornamental mulch, 300mm lightweight topsoil, 200mm lightweight subsoil, 50mm pea gravel) ~ *Spec Q28-115*

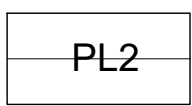


Tree pit minimum area - allow for a full planter depth of soil (min 800mm deep)

HARD LANDSCAPE

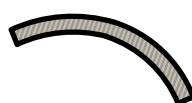


P5 - 50mm Stone Pavers to be Marshalls 'Sandstone' (or similar) (on permeable subbase). Colours: Brackendale ~ *Spec Q25-110*



PL2 - Planter to be LogicBespoke Ltd 'Stapel' Planter edging (or similar approved). Colour & Finish: Powder coated Anodic Bronze (TBC). ~ *Spec Q50-230*

FURNITURE



Proposed wooden bench integrated in planter to be LogicBespoke 'Plateu' bench with backrest (or similar) ~ *Spec Q50-221*

P4	27.11.24	Issued for BSR Gateway 2 Submission
P3	13.11.24	Updated paving
P2	25.10.24	Updated roof layout
P1	17.09.24	Issued for comment
Rev	Date	Details

ANNA
FRENCH
ASSOCIATES

Anna French Associates Ltd
Room 74, The Mansion House,
West Park
Silsoe, Bedfordshire
MK45 4RG
T 01525838796
E info@annafrenchassociates.co.uk
W annafrenchassociates.co.uk

Client: Regal London		
Project: 100 Chalk Farm Road		
Drawing Title: Landscape Plan - Block B Roof Terrace		
Phase: S4 - For Stage Approval		
Drawing Number: CHALF-AFA-DR-L-BB-L15-106	Rev: P4	Date: 17.09.24
Drawn by: AL	Scale: 1:50 @ A1	

DO NOT SCALE FROM DRAWING.