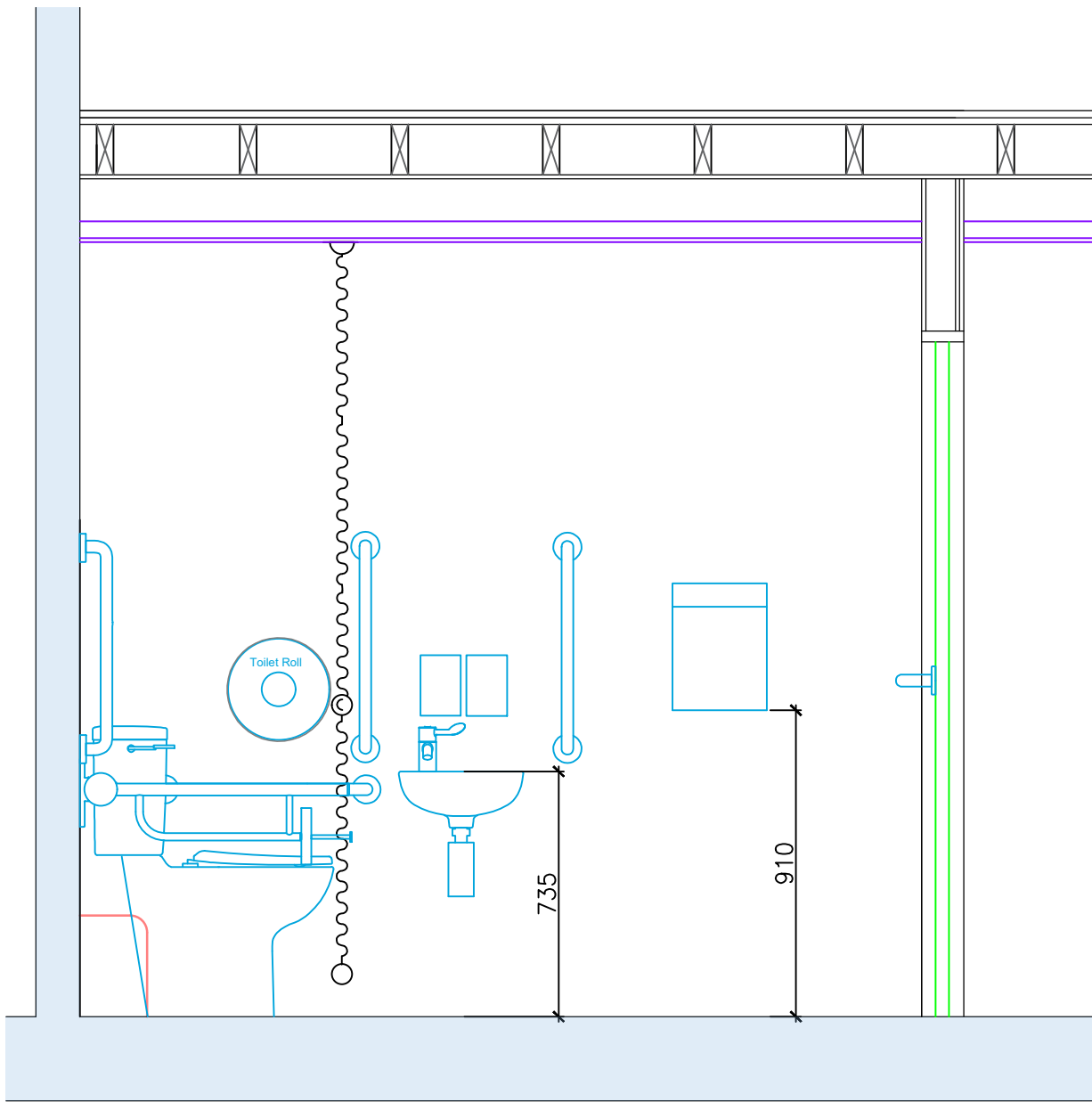
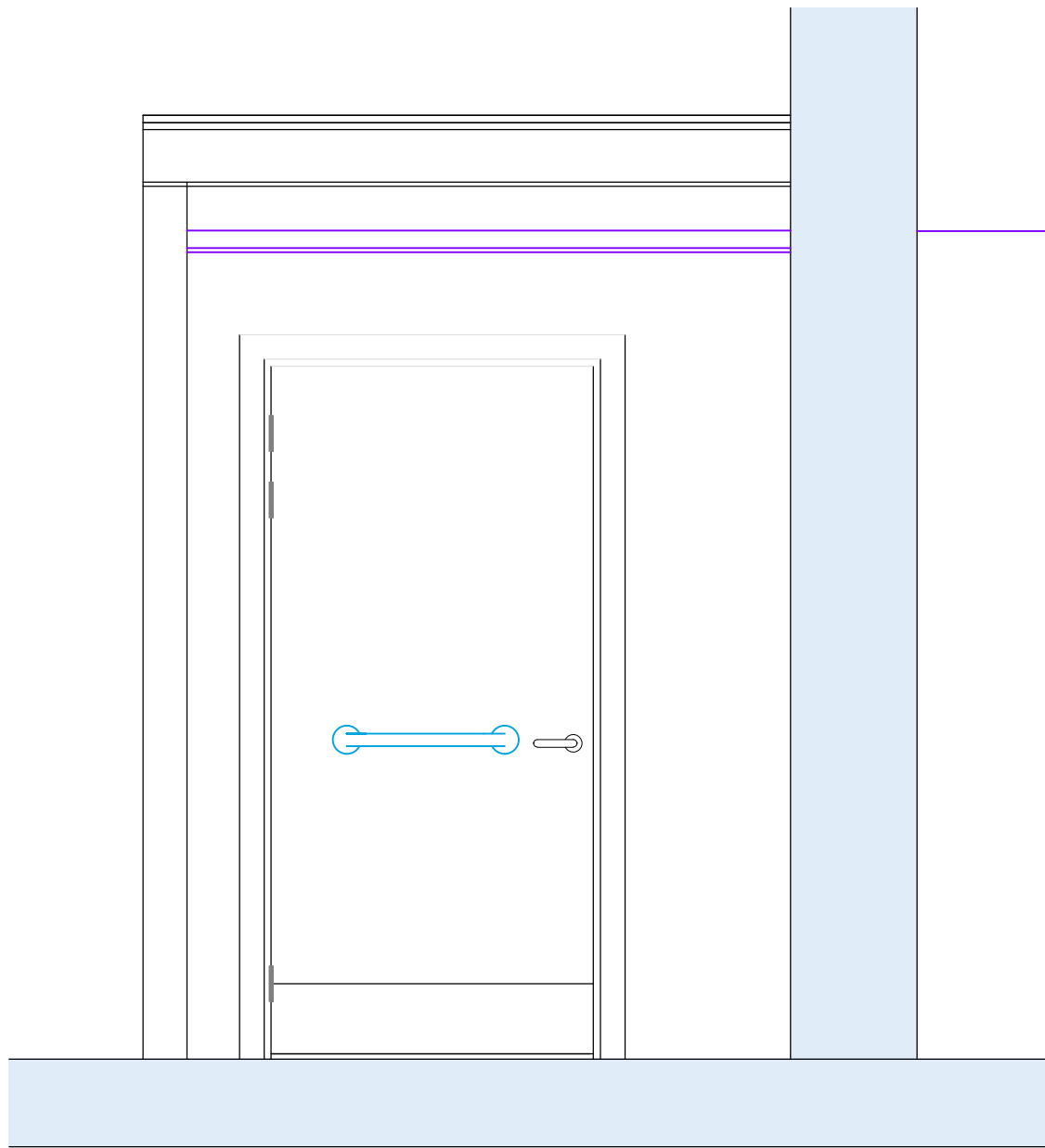


Elevation A Room 00/44 Accessible WC



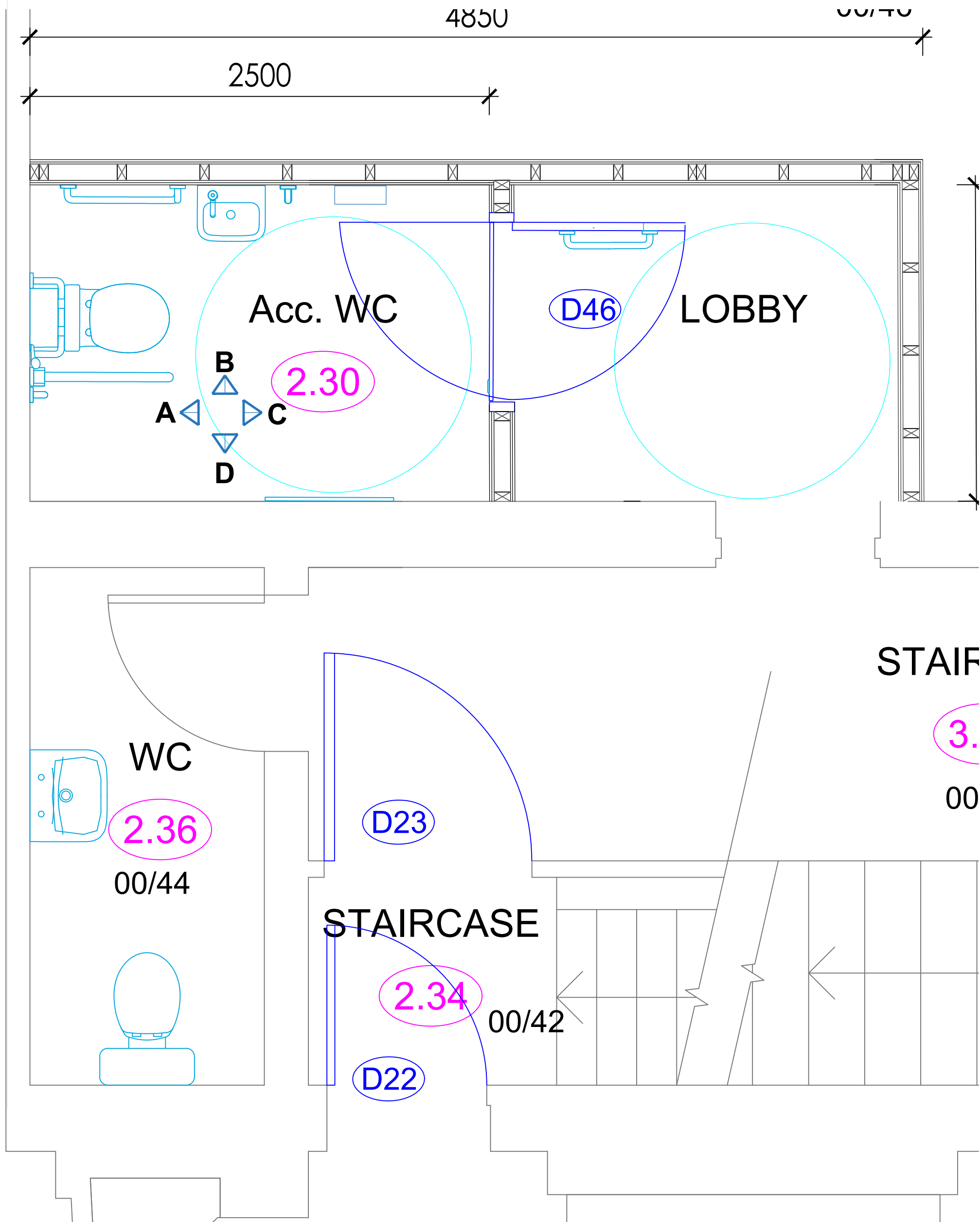
Elevation B



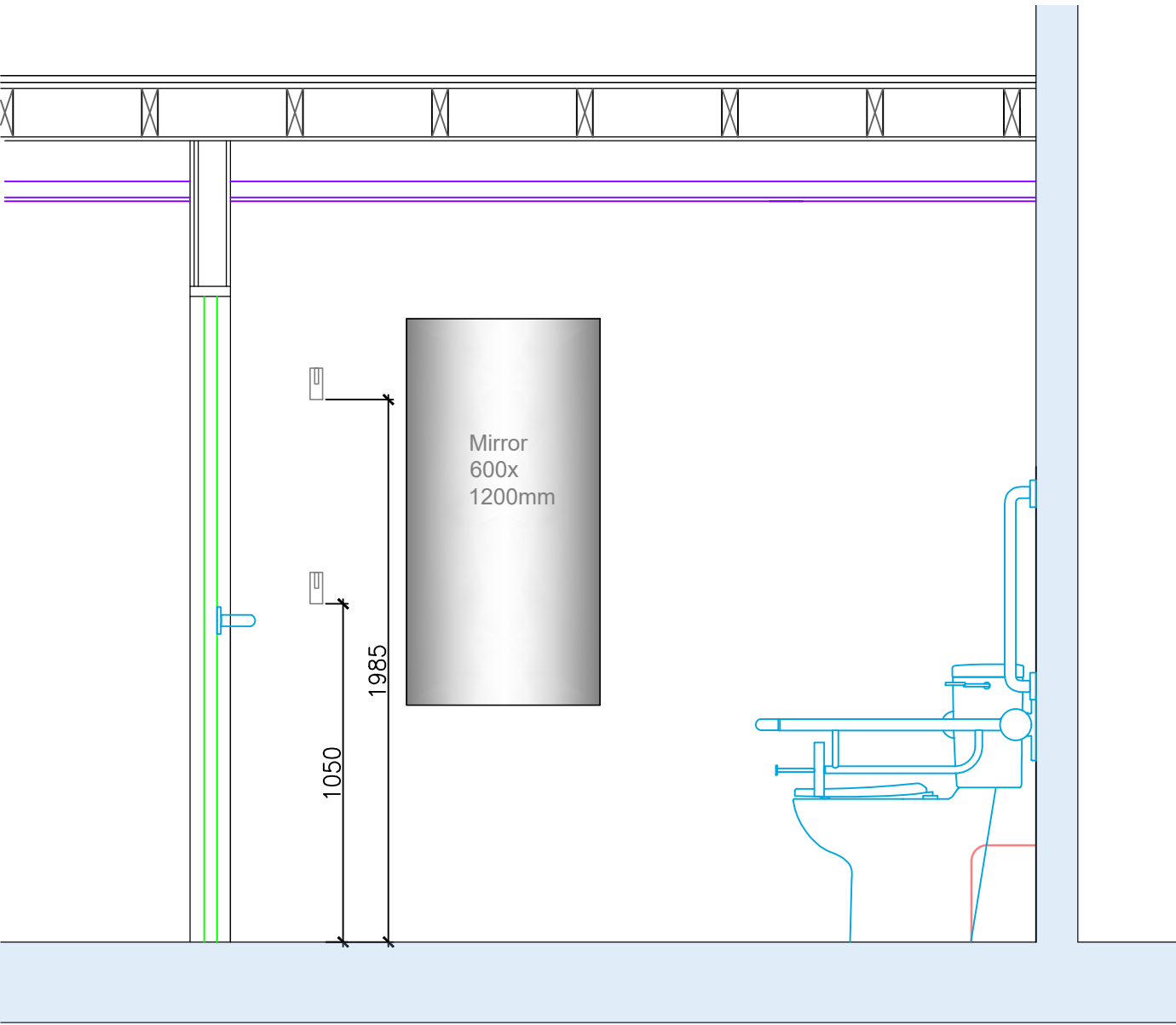
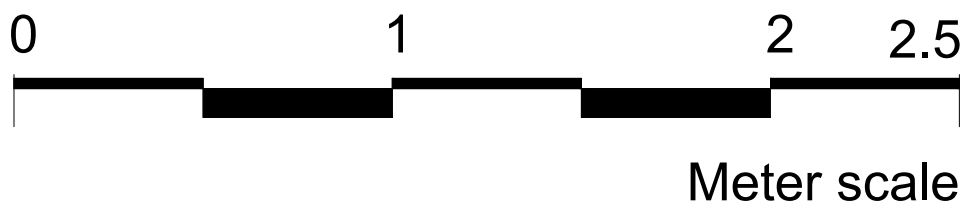
Elevation C

Note:  
This drawing is not to be scaled. Use written dimensions only.

Note:  
1. This drawing remains the copyright of Drake & Kannemeyer. Surveyors and shall not be copied in any format without their specific approval in writing. The issue of the drawing in digital format (on floppy disk, CD or via email) entitles the named recipient only to utilise the elements of the drawing that are visible in paper space at the time of issue for the purposes of the named project only.  
2. Drake & Kannemeyer : Surveyors accept no responsibility for the accuracy or currency of data on digitally issued drawings that, at the time of issue, is not visible in paper space viewpoints or is located on layers that are switched off or frozen.  
3. The Contractor is responsible for checking dimensions, tolerances and information. Any discrepancies are to be verified with the Surveyors before preparing shop drawings or proceeding with the Works.  
4. Where two or more drawings illustrate the same element of the works, the drawing at the largest scale shall take precedence. Where drawings are of the same scale the drawing with the later date (or revision date) shall take precedence.  
5. Where drawings contain cross-references to a written specification that specification shall carry equal precedence with the drawing.  
6. Do not scale drawings. Figured dimensions are to be worked to in all cases.  
7. All dimensions indicated are structural unless specifically identified to the contrary.  
8. Workmanship and materials are to be in accordance with all relevant British Standards, Codes of Practice, Agreement Certificates and manufacturer's written instructions that are current at the commencement of the Works. All materials and components are to be utilised strictly in accordance with the manufacturer's written instructions.  
9. All works are to be carried out in strict accordance with the Building Regulations and to the entire satisfaction of the Building Inspector. Should this differ from that shown on the drawings, obtain the Surveyors approval prior to proceeding with the Works.  
10. The inclusion on this drawing of any elements of the Works that are subject to detailed design by other parties (whether consultant specialist supplier/subcontractor) is purely indicative and is incorporated solely to illustrate its relationship to the adjoining construction. The liability for the design of those elements shall lie entirely with the relevant designer.



Plan



Elevation D

**SVP/Pipe Drop Duct Casings**  
1No @ 200x2400mm high 38x38mm s.w frames clad with 12.5mm Wallboard and whiterock.  
Allow for forming removable access cover for SVP

**Pendock Skirting**  
Supply and fix 100x200mm Pendock CH 2 sided skirting casing for basin waste in WC

**Skirting**  
Supply and fit 18x220mm Torus primed skirting to match existing to new WC partitions in RADA office

**Decorations**  
Prepare and apply mist coat and two coats of Dulux Trade - White Diamond Matt Emulsion to new partitions WC partitions in RADA office  
Apply mastic sealant at abutment with sanitaryware and whiterock wall cladding

**Hand Dryer**  
1No Splash Lab S/S TSL-3002 Automatic Hand Dryer

**Accessories**  
2No Anti Ligature Coat Hooks, 5No 600mm Grab Rails(Grey), 1No Drop Down Grab Rail, 1No Back Rest, 1No Shelf, 1No Bin, 1No Sanitary Dispenser

**Mirrors**  
Supply and fix 1No 6mm 600x1200mm Clark's Safety Backed Glass Mirrors

**Group 2 Items**  
1No Soap Dispenser, 1No Toilet Roll Holder, 1No Hand Sanitisers and 1No Paper Towel Dispensers

**M&E Services**  
Strip out as required  
Allow for all builders work in connection with the M&E alteration works  
Allow for the following alterations and adaptions to M&E Services as identified on the M&E Consultants Drawings and Specifications  
Mechanical alterations and new pipework to hot and cold services  
Ventilation  
Soil and waste systems  
General and Emergency Lighting  
Fire alarm system, detection and interfaces  
Accessible WC alarm system  
Small power including compartment trunking  
IT cabling and containment

**Form Structural Door Opening**  
Form 1006x2036mm high clear structural opening in 360mm thick masonry wall.  
Allow for all necessary temporary support.  
Supply and build in over opening prestressed concrete lintels with 100mm min end bearings  
Allow for making good all disturbed plaster wall finishes, flooring, skirtings and decorations to opening.

**60 min Fire Resisting Partitions**  
Supply and erect 125mm stud partitions consisting of 50x75mm S.W. studs @450mm max Ctrs faced with 2 layers 12.5mm Wallboard each side taped and jointed and sealed with all joints to door lining and floor. Allow for supply and fixing of all necessary pattress's.

**60 min Fire Resisting Ceiling**  
Supply and construct fire resisting ceiling to WC consisting of 145x44mm ceiling joists @ 450mm Ctrs (2500mm FFL to U/S of joists). Supply and line underside of joists with 1 layer 12.5mm Wallboard taped and jointed. Supply and fix between joists and over the top of wallboard Envirograf 60 minutes (UF60) under floor fire barrier. Supply and fix on top of joists 22mm T&G chipboard or OSB 3 floor boarding

**Suspended Ceiling** (2300mm FFLto U/S of ceiling)  
Supply and install Armstrong Zenith Aruba 600x600mm Ceiling Tiles with Prelude 24 TLS + Exposed 24mm Grid System to Accessible WC

**Doors & Ironmongery**  
Supply and fix 1No Certifire Accredited FD30s factory finished painted flush door sets (Door Leaf 928x1980mm). )  
Ironmongery to be satin stainless steel.  
Ironmongery to be Certifire Approved Ironmongery and must be compatible with the door manufacture for fire certification. All to be fitted by Q Mark Certified Installer or similar Third party Accreditation Installer  
Pair and half double ball bearing butt hinges (3x Grade 13 fire door hinges per leaf ) with intumescent pads  
1No Disabled Toilet Handle Facility Indicator Bolt Set for hinged door Lockset Satin S/S  
1No Finger Guard set - Lorient LAS9070 / LAS9050 Finger Guard kits  
Kick plates either side of door leaf 900x 200mm high  
Door Stop SKU 88201  
1No Accessible WC Sign (metal)

**Flooring**  
Supply and lay new no-slip no-slip Polyflor Polysafe Vogue Ultra PUR Woodland Grey 4770 to Accessible WC. Allow for coved skirtings and link flooring to hygienic wall cladding.

**Whiterock Wall Protection**  
Prepare walls and supply and install Altro Whiterock hygienic walling cladding system with welded joints linked to non slip flooring fixed to wallboard faced partitions and plastered walls. Colour: White to Accessible WC.

**Sanitaryware**  
Supply and install 1No DOC M compliant set - Armitage Shanks Contour 21+ close coupled WC Doc M Pack (Grey) left handed handing.  
Consisting of :-  
Close coupled WC pan (S305401)  
Close coupled lever vcistern (S365401)  
Seat only (S4066)  
Single tap hole wash basin (Right handed tap hole basin S247401)  
Basin wall fixings (S911067)  
Strainer waste (S881001)  
Bottle trap (S891067)  
TMV3 sequential mixer tap (A6697AA)  
4xstraight 600mm grab rails (S6454)  
1xstraight 450mm grab rail (S6452)  
1x hinged grab rail (S6360)  
Left handed grey S0683LJ)  
Allow for all connections to hot and cold water services and soil and waste systems as specified by the M&E Consultant (system to be fully roddable)

A Accessible WC size reduced Lobby Added Omit new opening in existing wall PH 19/03/25

Rev. Initials Date

**Drake & Kannemeyer LLP**  
CHARTERED SURVEYORS

**D&K** Ground Floor River Court  
The Old Mill Business Complex  
Mill Lane Godalming Surrey  
GU7 1EZ 01483 425744  
URL:www.dkgroup.co.uk

Regulated by RICS

Client  
Royal Academy of Dramatic Art

Job Title  
Fire and Compliance Upgrade Project  
16 Chenies Street, London WC1E 7EX

Drawing Title  
Proposed GF Accessible WC

Scale 1:20@A1	Date Jan 2025	Drawn PH
Job No. 224-11-02	Drawing No. PL006	Status PLANNING/LISTED BUILDING
		Revision A

© Copyright