



Note:  
This drawing is not to be scaled. Use written dimensions only.


- Note:
- This drawing remains the copyright of Drake & Kannemeyer. Surveyors and shall not be copied in any format without their specific approval in writing. The issue of the drawing in digital format (on floppy disk, CD or via email) entitles the named recipient only to utilise the elements of the drawing that are visible in paper space at the time of issue for the purposes of the named project only.
  - Drake & Kannemeyer : Surveyors accept no responsibility for the accuracy or currency of data on digitally issued drawings that, at the time of issue, is not visible in paper space viewpoints or is located on layers that are switched off or frozen.
  - The Contractor is responsible for checking dimensions, tolerances and information. Any discrepancies are to be verified with the Surveyors before preparing shop drawings or proceeding with the Works.
  - Where two or more drawings illustrate the same element of the works, the drawing at the largest scale shall take precedence. Where drawings are of the same scale the drawing with the later date (or revision date) shall take precedence.
  - Where drawings contain cross-references to a written specification that specification shall carry equal precedence with the drawing.
  - Do not scale drawings. Figured dimensions are to be worked to in all cases.
  - All dimensions indicated are structural unless specifically identified to the contrary.
  - Workmanship and materials are to be in accordance with all relevant British Standards, Codes of Practice, Agreement Certificates and manufacturer's written instructions that are current at the commencement of the Works. All materials and components are to be utilised strictly in accordance with the manufacturer's written instructions.
  - All works are to be carried out in strict accordance with the Building Regulations and to the entire satisfaction of the Building Inspector. Should this differ from that shown on the drawings, obtain the Surveyors approval prior to proceeding with the Works.
  - The inclusion on this drawing of any elements of the Works that are subject to detailed design by other parties (whether consultant, specialist, supplier/subcontractor) is purely indicative and is incorporated solely to illustrate its relationship to the adjoining construction. The liability for the design of those elements shall lie entirely with the relevant designer.



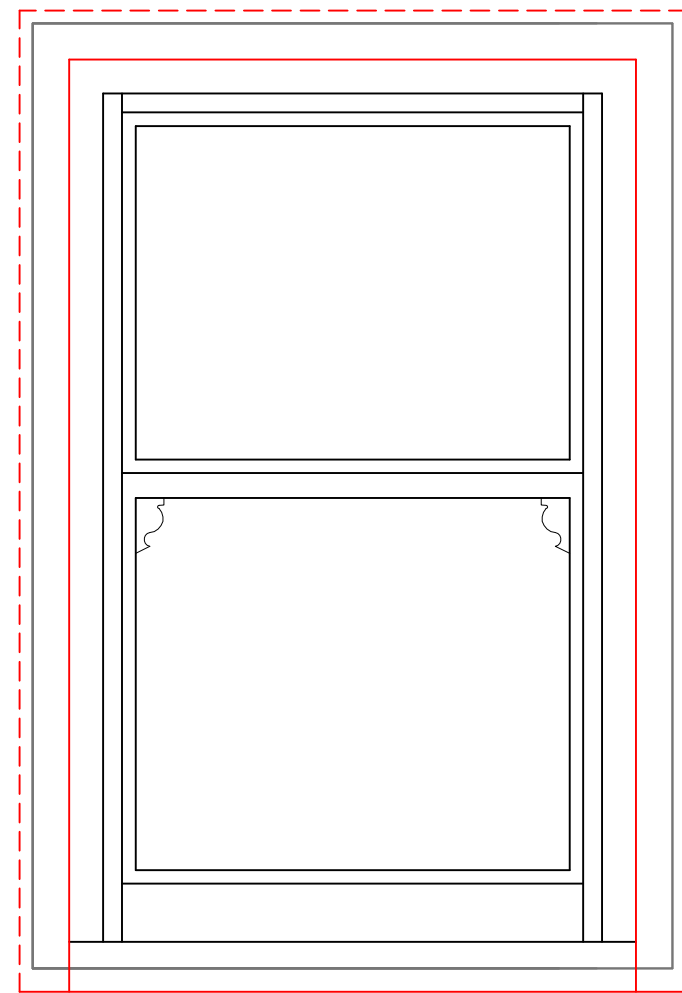
Window W1 Room 03 /21  
scale 1:10



Window W2 Room 03 /21  
scale 1:10



Window W3 Room 03 /20  
scale 1:10




Window W4 Room 03 /24  
scale 1:10

**Replacement Windows**  
Supply and install Conservation Box Sash CERTASS Approved window installer.  
Manufactured from Sapele Hardwood with factory applied spray paint system.  
Impregnated with a base coat to seal end grain. Sashes glazed with Heritage Glass UK – Ultra Slim glazing for listed buildings and conservation areas 8mm cavity Krypton filled 1.2 centre pane U value double glazed units.  
Allow for supply and fix of pre primed window boards and linings where required of varying sizes to suit each location  
W1 Room 03 /21 1000x1250mm high  
W2 Room 03 /21 850x1250mm high  
W3 Room 03 /20 850x1250mm high  
W4 Room 03 /24 750x1250mm high  
W6 Room 02 /29 2000x1500mm high  
W8 Room 01 /45 580x 1045mm high Side hung opening Casement for Roof Access  
W9 Room 01 /44 1400x2500mm high  
W7 Room 01 /45 2710x1972mm high

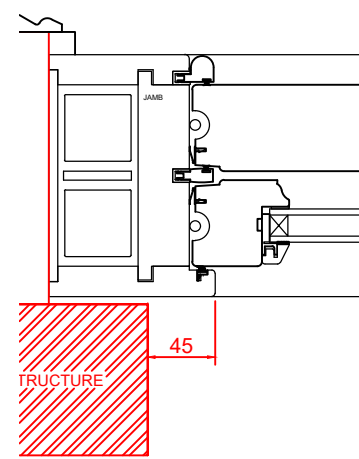
**NB Dimensions stated are internal clear opening reveal / lining sizes.**  
**Contractor to carry out all site dimensions prior to manufacture of windows**

**Refurbishment / Alteration Works to Windows**  
Carry out alterations to top lights and remove glazing, build in automatic opening vents made to fit opening sizes. Vents to be connected to fire alarm system as specified by the M&E Consultant to windows W6 and W10

Replace rotten timbers and glazing beads, carry out general timber repairs using 'Dry Flex Systems' from Repair Care. Renew all loose putties, rub down and prepare surfaces, prime bare wood and redecorate with 2 coats of undercoat and one coat gloss to  
W5 Room 02 /19  
W10 3rd Floor Stairs

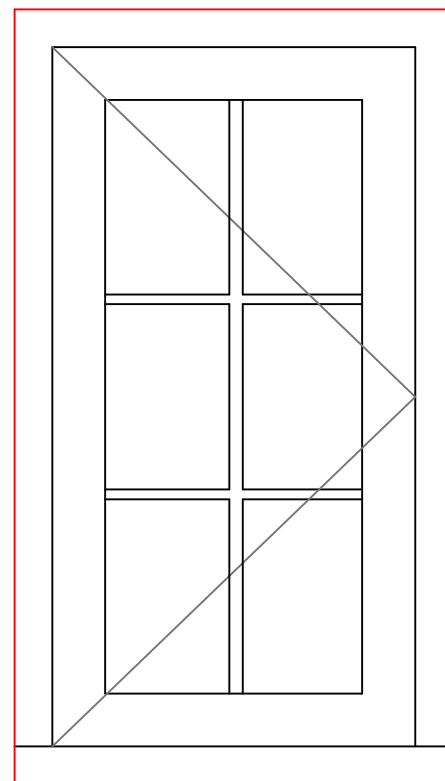
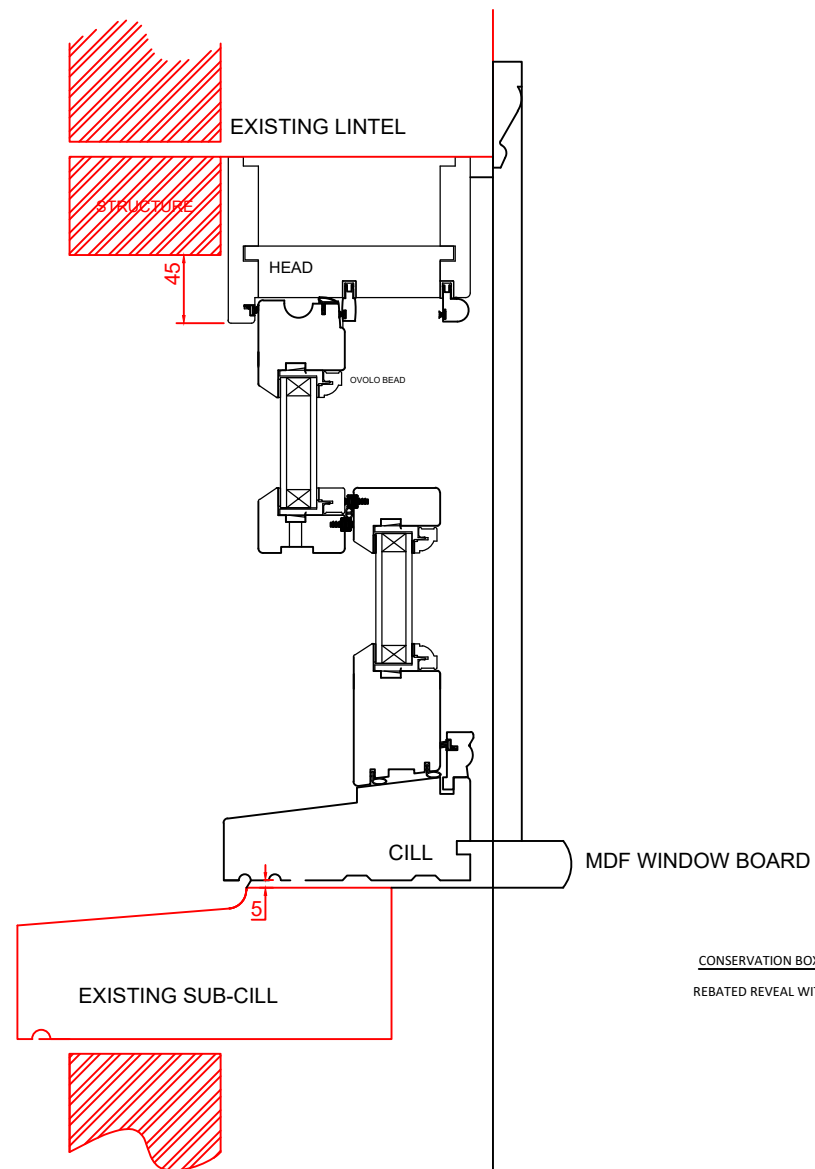


Window W6 Room 02 /29  
scale 1:10




## Typical Box Sash Window Details

scale 1:5



Window W8 Room 01 /45  
scale 1:10



Window W9 Room 01 /44  
scale 1:10



Rev.	Initials	Date
------	----------	------

**Drake & Kannemeyer LLP**  
CHARTERED SURVEYORS

**D&K** Ground Floor River Court  
The Old Mill Business Complex  
Mill Lane Godalming Surrey  
GU7 1EZ 01483 425744  
URL: www.dkgroup.co.uk

Regulated by RICS

Client  
Royal Academy of Dramatic Art

Job Title  
Fire and Compliance Upgrade Project  
16 Chenies Street, London WC1E 7EX

Drawing Title  
Replacement Windows

Scale	Date	Drawn
1:10, 1:5@A1	Feb 2025	PH
Job No.	Drawing No.	Status
224-11-02	PL -002	PLANNING/LISTED BUILDING Revision