

New steels as Structural Eng. details.
N.B. Assumed location.
Allow for intumescent coating.

Allow for the supply & installation of a
suspended MR platerboard ceiling with
skim and paint finish in White.

Allow for the supply & application of paint
above tiles to ceiling level & all areas of
plasterboard not tiled. Colour TBC

Allow for the supply and installation of
Ceramic tiles half height as indicated.
Include for all adhesive, grout & trim as
required. Colour TBC

Allow for the supply & installation of
Luxury Vinyl Tiles 610x457. Include for
adhesive and trim. Colour TBC

Allow for the supply & fit of Skirting PVC
sit-on - 100mm Colour TBC

N.B. Area above ceiling assumed.

New steels as Structural Eng. details.
N.B. Assumed location.
Allow for intumescent coating.

Allow for the supply & installation of a
suspended MR platerboard ceiling with
skim and paint finish in White.

Allow for the supply & application of paint
above tiles to ceiling level & all areas of
plasterboard not tiled. Colour TBC

Allow for the supply and installation of
Ceramic tiles half height as indicated.
Include for all adhesive, grout & trim as
required. Colour TBC

Allow for the supply & installation of
Luxury Vinyl Tiles 610x457. Include for
adhesive and trim. Colour TBC

Allow for the supply & fit of Skirting PVC
sit-on - 100mm Colour TBC

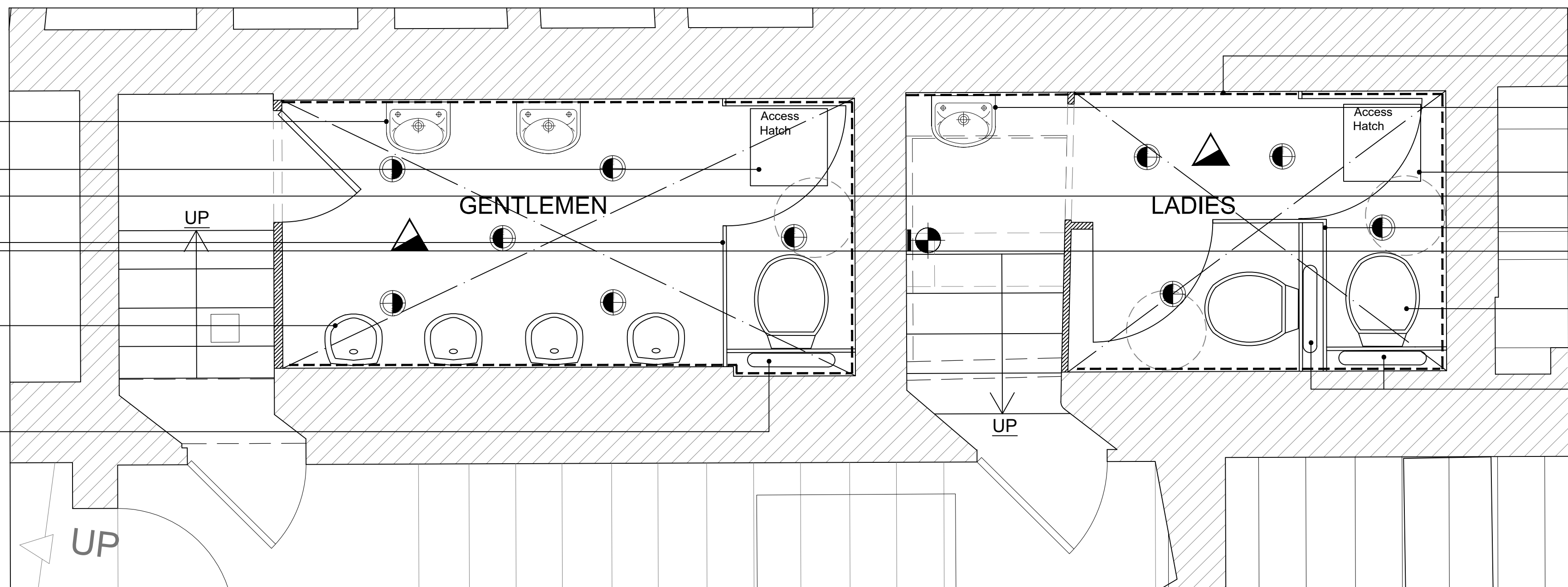
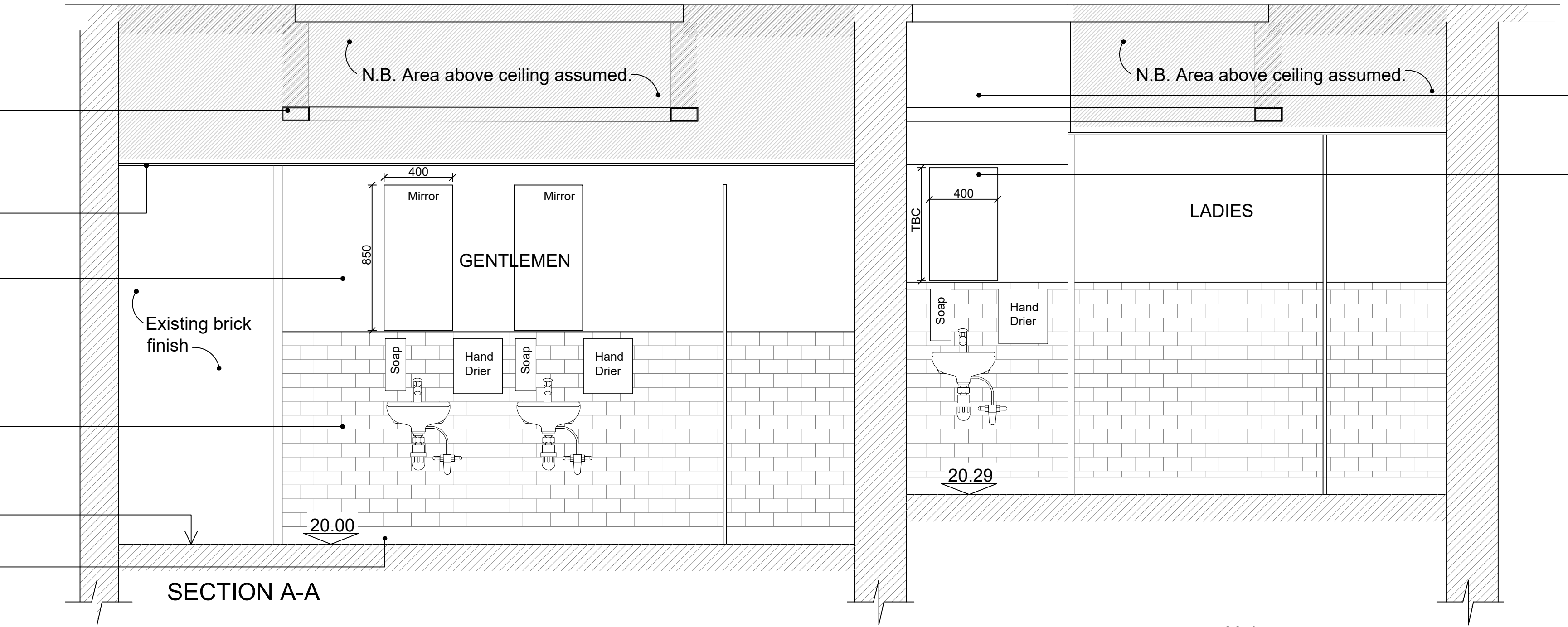
Armitage Shanks Contour 21 wall
mounted basins.
Basin mounted sensor tap.
Allow for access hatch - location to
be confirmed on site.

Amwell Systems Cubicles 2100mm
high HPL laminate. Colour TBC.

Armitage Shanks Ideal Standard
Urinals - Sanura HygenIQ with
Exposed cistern Mura auto.

Armitage Shanks Ideal Standard Back
to wall WC bowl. With soft close lid.
Geberit UK Sigma slim concealed
cistern.

Geberit UK Sigma 30 dule flush
plate.



Allow for high level accessible
boxing to existing pipework.

Allow for the supply & secure fixing
of toughened glass vanity mirror.

Existing timber panelled partitions
replaced and re-decorated. Colour TBC.

Amwell HPL duct panelling system with
de-mountable access covers to suit service
requirements.

N.B. Read in conjunction with ATG Rulebook for General
Washrooms, which includes further details and specification.

M&E
Allow for new lighting and reinstalling all detectors &
emergency light fittings. Allow for supply & connection to
hand dryer's & sensor taps.
Re-install any ducts and ventilation which is still operational.

Dashed line indicates location of
half height tiling.
Armitage Shanks Contour 21 wall
mounted basins.
Basin mounted sensor tap.
Allow for access hatch - location to
be confirmed on site.
Amwell Systems Cubicles 2100mm
high HPL laminate. Colour TBC.

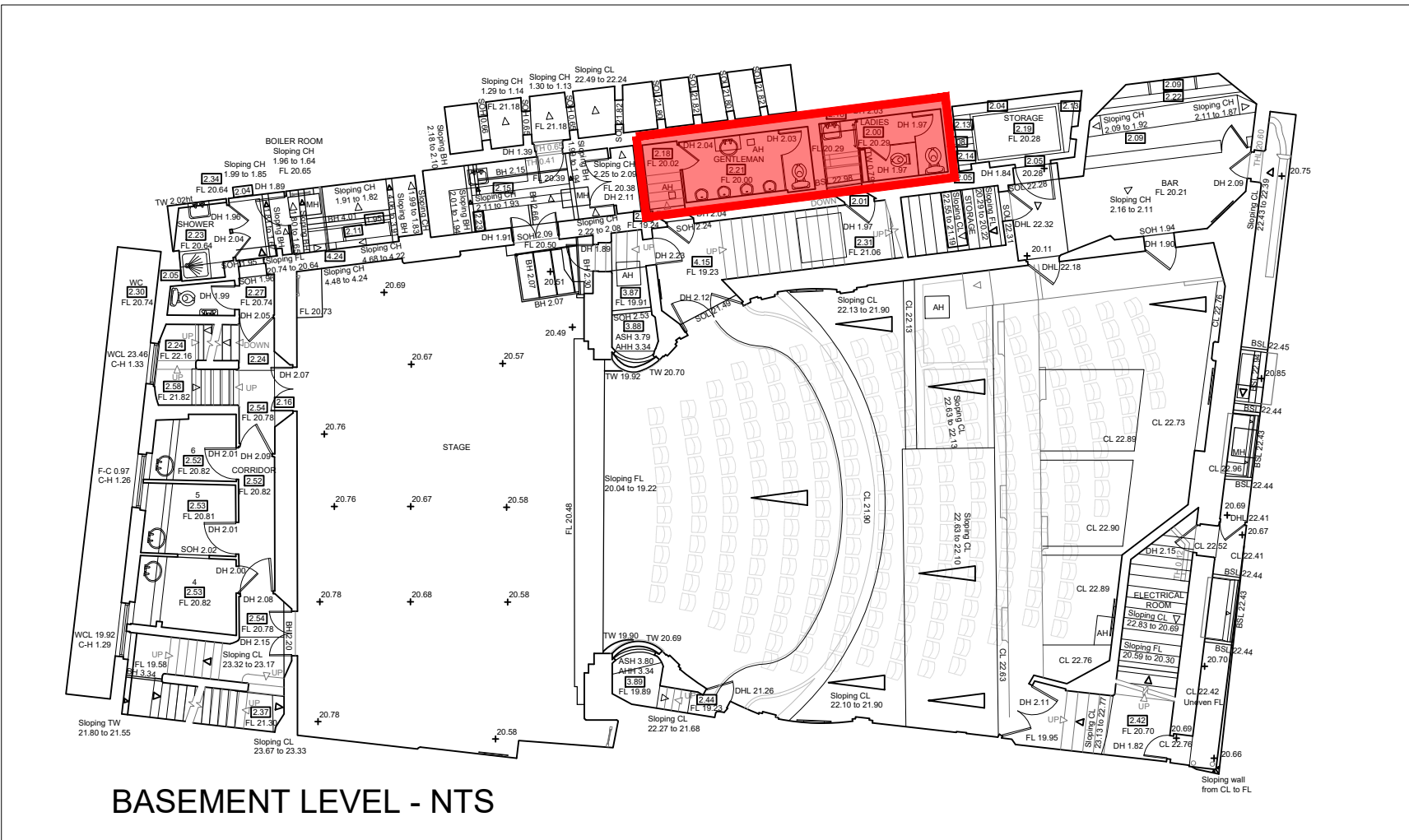
Armitage Shanks Ideal Standard
Back to wall WC bowl. With soft
close lid.

Geberit UK Sigma slim concealed
cistern.
Geberit UK Sigma 30 dule flush
plate.

CHECK ALL DIMENSIONS ON
SITE BEFORE MANUFACTURE /
ORDERING.

GENERAL NOTES

1. Do not scale from this print or use as a template.
2. All dimensions must be verified on site before any work is put in hand and any discrepancies must be reported to the Architect. Where any variations occur between small scale and detailed drawings, detail drawings should be worked from.
3. Copyright of this drawing is reserved by Osbornes and is issued on condition that it is not copied or disclosed to any third party either wholly or in part without the consent of Osbornes in writing.
4. This drawing is to be read in conjunction with all relevant specifications and drawings issued by the Architect, Engineer and other specialists.



REV A:



PO Box 395 • Malvern • Worcestershire • WR14 9LL
T: 01684 311303 E: architecture@osbornesarchitects.com W: osbornesarchitects.com

DRAFT ☐ ISSUE ☒ TENDER ☐ CONTRACT ☐ RECORD ☐

CLIENT ATG ENTERTAINMENT
PROJECT AMBASSADORS ROOF
TITLE PROPOSED W.C FINISHES
SCALE 1:20 @ A1
DATE MARCH 25
DRAWN AML

DRAWING NUMBER 24-127-FIN1