

SYMBOL	Proposed
	DS 13 amp Double Socket
	DS 13 amp Double Socket with USB
	5 amp Socket
	Double Floor box Socket
	DS Below counter appliance socket
	DS Above counter socket
	LS Light Switch (dimmable)
	TV point
	Main phone line/main BT incoming router
	Data Point
	Shaver point
	AV cupboard
	PIR light sensor
	Door contact
	Concealed Linear LED light
	Recessed LED Ceiling Light
	Recessed Directional Mini LED Ceiling Light
	Recessed Directional LED Ceiling Light
	Feature Pendant Light
	Feature Wall Light
	Circuit line
	Cabinetry recessed spotlight
	Demister
	Automated window treatment / TOTO toilet / loft ladder power supply

SCHEDULE OF SYMBOLS

Notes:

-All lighting and power locations to be checked and signed off at 1st fix stage by KLD prior to wall closure.
-All lighting to be supplied by the Contractor except feature pendants, wall lights and loose lamps.
-All new lights to be LED.
-All lights operative switches specialist supplier tbc. Face plates + switches to be Heritage Brass, Studio Matt Bronze Y09.

-All power sockets, tv/misc and ancillary switches to be Heritage Brass, Studio Matt Bronze Y09.
-Shaver sockets finish to match taps finish in each Bathroom
-Mains connected smoke and carbon monoxide detectors locations to be advised by specialist and signed off by KLD.
-Wall light heights given are to the point at which the power needs to come out the wall. NOT THE CENTRE/TOP/BOTTOM OF THE FITTING ON SETTING OUT DRAWING, see separate dwgs.

-Pendant heights are to be determined on site during install by KLD.
-Water under floor heating in Kitchen and Living room, UFH manifolds positions to be agreed with KLD. Electric under floor heating in Bathroom and WC. Radiators in all other rooms as shown.
-Ramp thresholds where UFH required to avoid removal of original floor boards. No existing doors to be trimmed.
-Flat panel radiators sizes tbc by M&C contractor
-Allow for Sky Q and Sonos throughout main living spaces and all TV points where TVs shown including additional power - TBC

REV E

- No Sonos or AV equipment will be recessed into any fabric
-WiFi access points to be confirmed by M & E or AV consultant and to be located in joinery/wardrobes and signed off by KLD.
-All data, BT, phone and AV information and locations to be advised by specialist, this may affect the power requirement and positions of services.
-All joinery LED strip lighting to be supplied by joiner.

KLD DESIGN INTENT ONLY DRAWING. PLEASE NOTE ALL DIMENSIONS ARE APPROXIMATE AND SUBJECT TO SITE SURVEY.

ALL DRAWINGS ARE SUBJECT TO COST AGREEMENT BEFORE WORKS COMMENCE.

Scale Bar 1:50



E	Ceiling support note removed, Thresholds note added, Sonos & AV equip note added, FCU in Bedrooms removed	26/03/25
D	Living room and Kitchen ceiling downlights removed & circuits updated, Track lighting added in Kitchen, Light added to Entrance mirror, UFH note amended	10/03/25
C	Security alarm power supply added, Demolished LR wall shown in red, GA notes updated	12/02/25
B	Kitchen - pull out drying rack added, Bathroom - LED added to shower niche, TOTO model updated, ceiling shower head added, wall mounted shower head replaced, Cupboard above door added, WC - TOTO toilet replaced with standard WC and power supply removed, Loft hatch - Power supply and switch for motorised ladder added, Balcony - Planters added, Roof void - lighting added, LED, UFH and detectors comments added	23/01/25
A	Existing fuse box shown, MB Wall light moved	08/01/25
Rev:	Description:	Date:

Title: Proposed Small Power and Lighting Plan

Kathryn Levitt Design

KATHRYN LEVITT DESIGN LTD
Goodwin House, 5 Union court, Richmond
London, Surrey TW9 1AA
Tel 020 8948 1223
e: ideas@kathrynlevittdesign.com

Client: Ms Elizabeth Owens

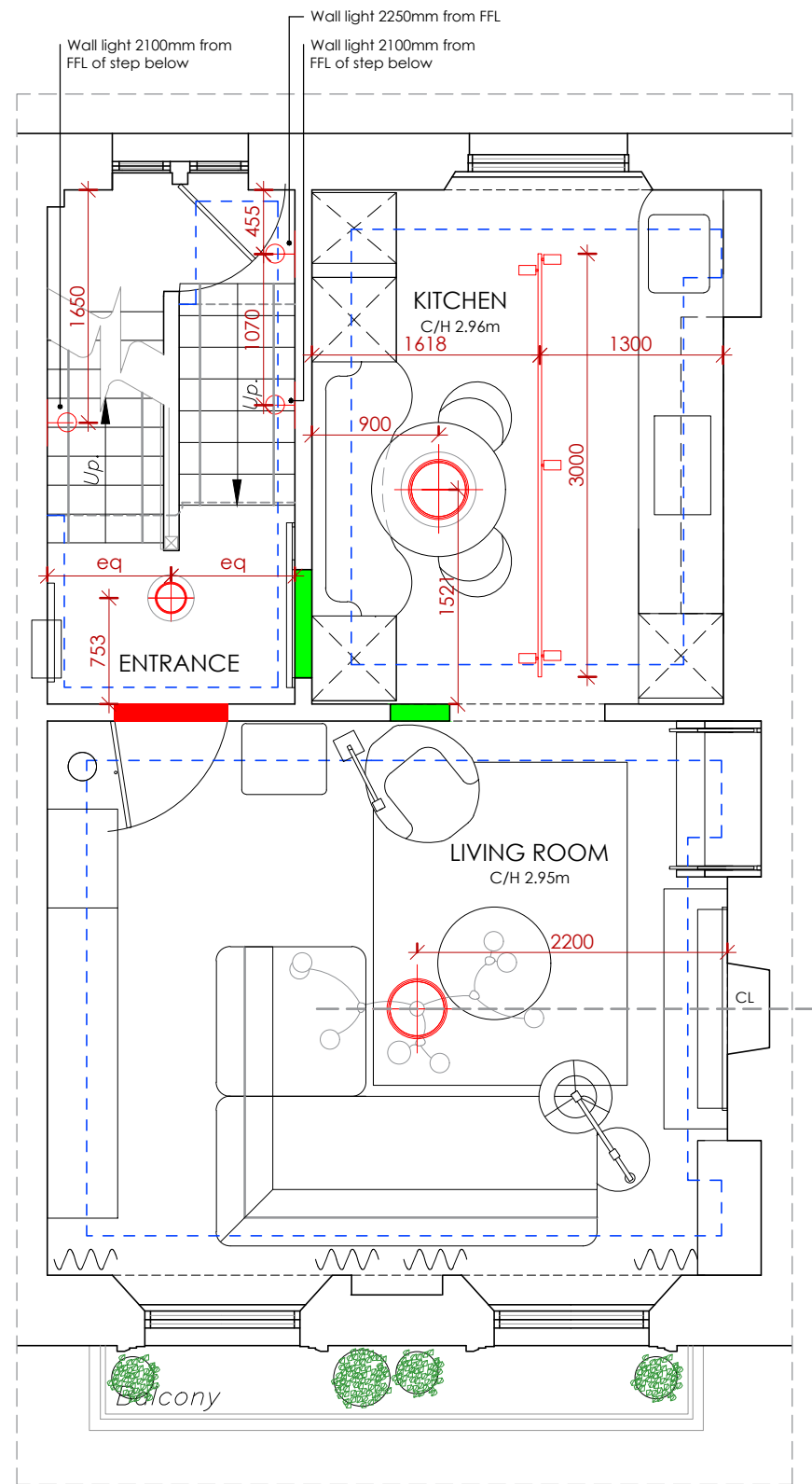
Property Site: Charrington Street

Job No: 1690 Drawing No: 201 Revision: E

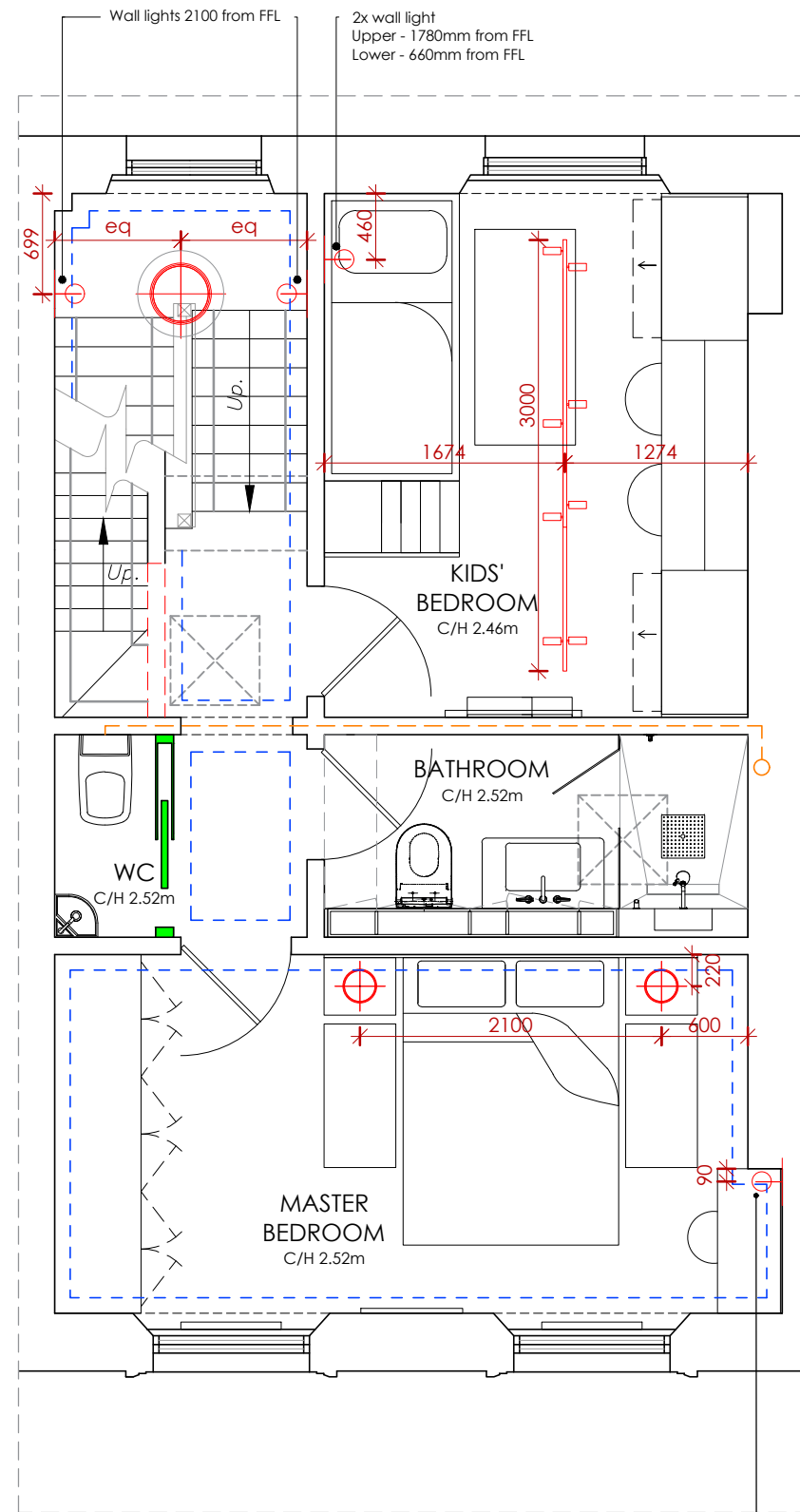
Scale: 1:50@A3 Date: 25.09.24 Drawn by: ERB

Status: For Discussion

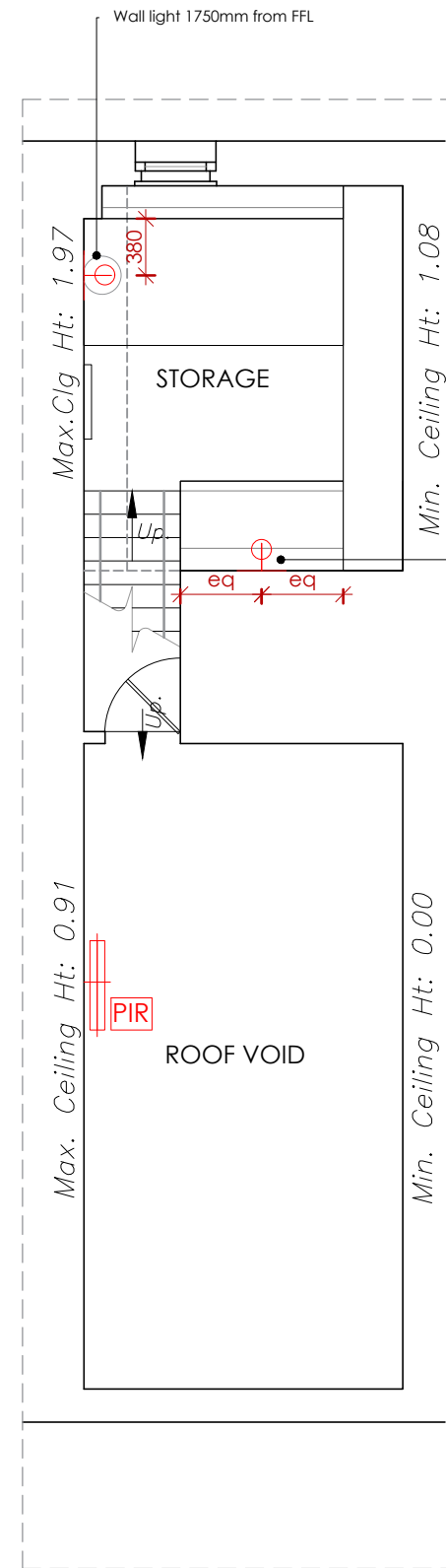
Dimensions to be verified on site. Figured dimensions to be taken in preference to those scaled
This drawing is the property of Kathryn Levitt Design Ltd. Copyright is reserved by them and the drawing is issued on the condition that it is not copied, reproduced, retained or disclosed to any unauthorised person either wholly or in part without the consent in writing of Kathryn Levitt Design Ltd.
Registered in England and Wales No. 4984703
Registered Office 1 Park Road, Hampton Wick, Kingston Upon Thames, Surrey KT1 4AS



First Floor
1 : 50



Second Floor
1 : 50



Third Floor
1 : 50



KLD DESIGN INTENT ONLY DRAWING. PLEASE
NOTE ALL DIMENSIONS ARE APPROXIMATE
AND SUBJECT TO SITE SURVEY.

ALL DRAWINGS ARE SUBJECT TO COST
AGREEMENT BEFORE WORKS COMMENCE.

E	FCU in Bedrooms removed	26/03/25
D	Track lighting added in Kitchen	10/03/25
C	Demolished LR wall shown in red, GA notes updated	12/02/25
B	Kitchen - pull put drying rack added, Bathroom - TOTO model updated, ceiling shower head added, wall mounted shower head replaced, Cupboard above door added, WC - TOTO toilet replaced with standard WC, Loft hatch - Motorised ladder added, Balcony - Planters added, Roof void - lighting added	23/01/25
A	MB Wall light moved	08/01/25
Rev:	Description:	Date:

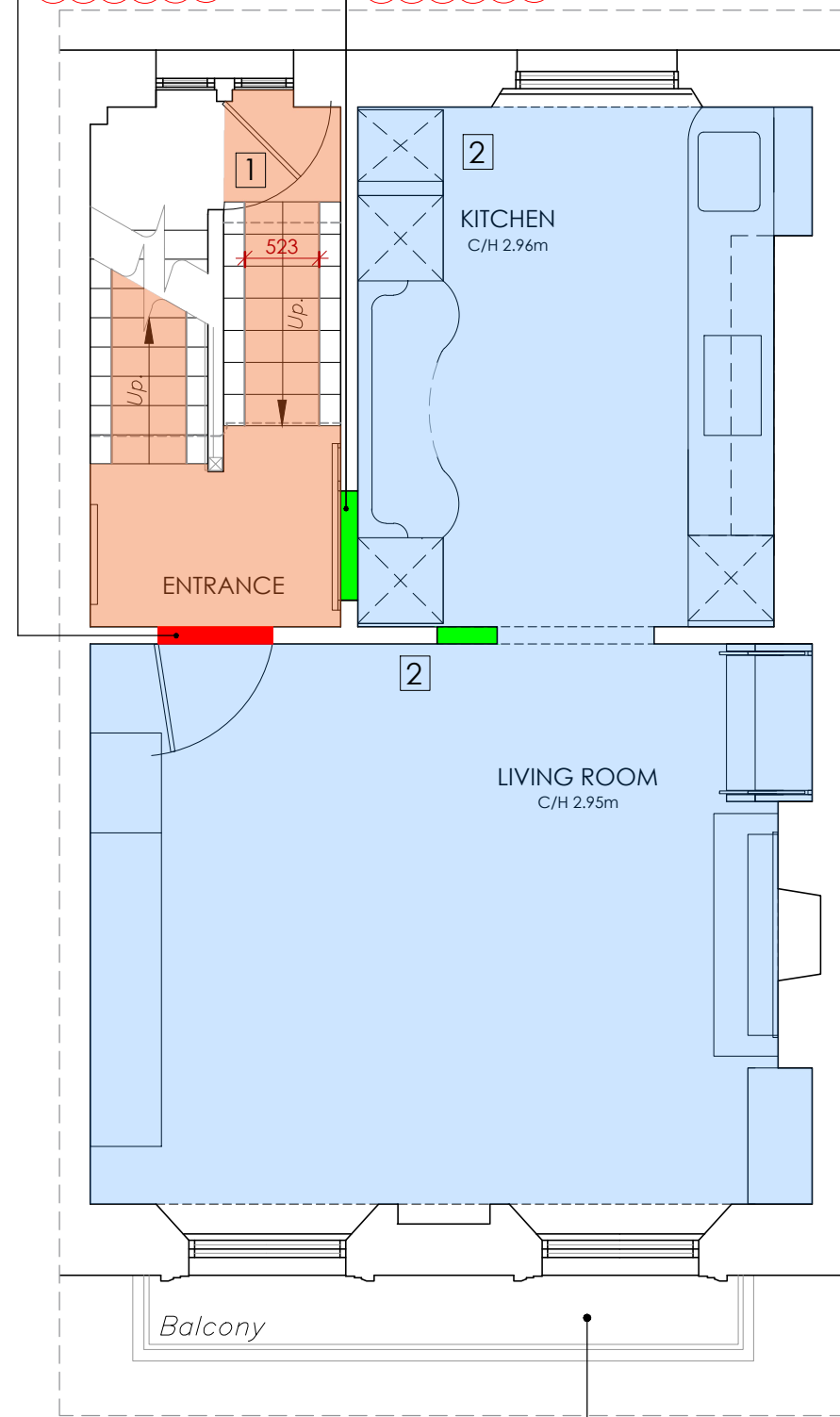
Proposed Feature Lighting Setting Out Plan		
Kathryn Levitt Design KATHRYN LEVITT DESIGN LTD Goodwin House, 5 Union court, Richmond London, Surrey TW9 1AA Tel 020 8948 1223 e: ideas@kathrynlevittdesign.com		
Client: Ms Elizabeth Owens		
Property Site: Charrington Street		
Job No: 1690	Drawing No: 301	Revision: E
Scale: 1:50@A3	Date: 25.09.24	Drawn by: ERB
Status: For Discussion		
Dimensions to be verified on site. Figured dimensions to be taken in preference to those scaled This drawing is the property of Kathryn Levitt Design Ltd. Copyright is reserved by them and the drawing is issued on the condition that it is not copied, reproduced, retained or disclosed to any unauthorised person either wholly or in part without the consent in writing of Kathryn Levitt Design Ltd. Registered in England and Wales No. 4986703 Registered Office 1 Park Road, Hampton Wick, Kingston Upon Thames, Surrey KT1 4AS		

REV E

UFH in Living room and Kitchen to overlay historic floorboards. Ramp threshold to avoid removal of original floor boards and trimming of doors.

REV E

UFH in Living room and Kitchen to overlay historic floorboards. Ramp threshold to avoid removal of original floor boards and trimming of doors.



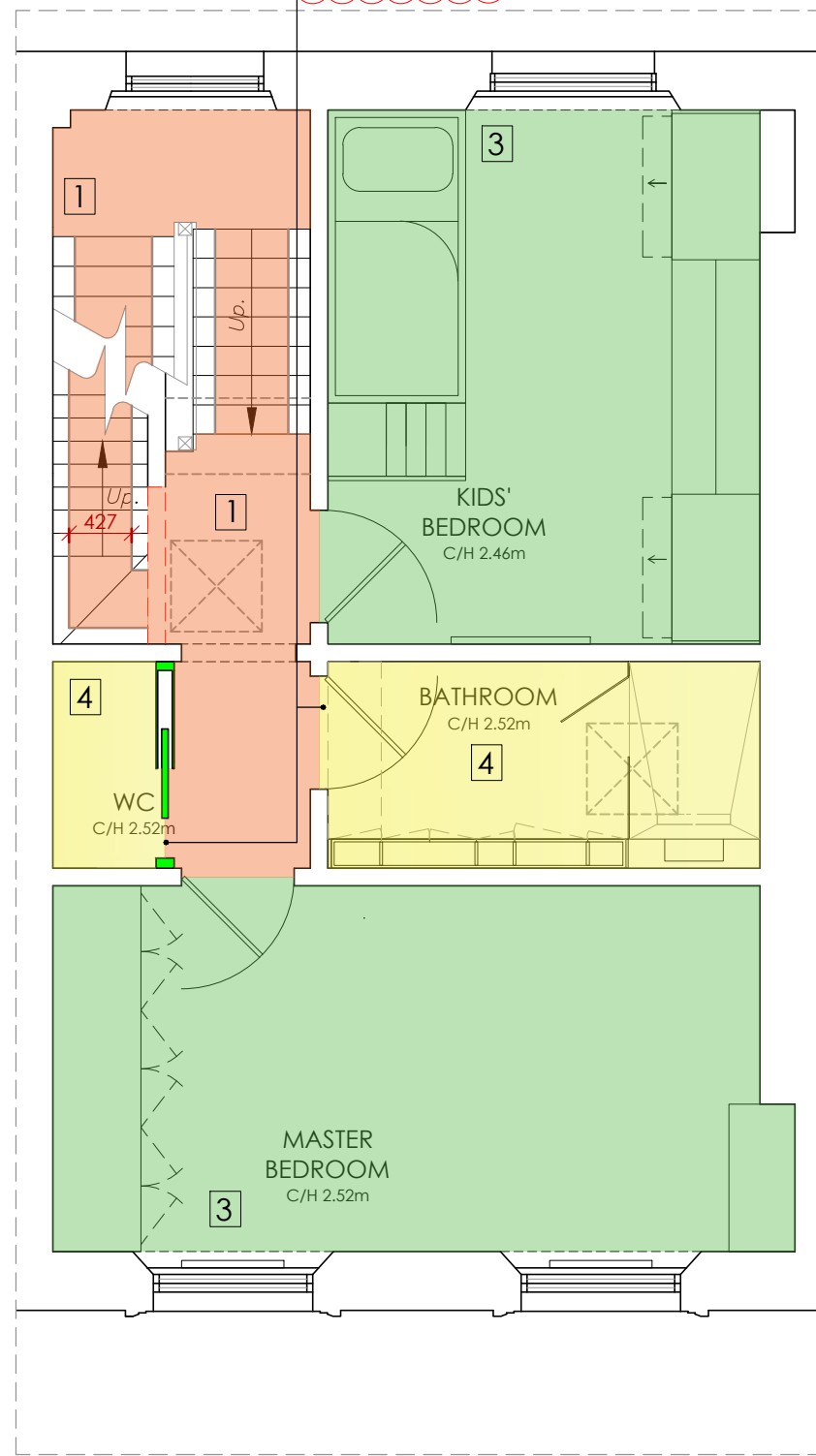
First Floor 1 : 50

No applied finish to external balcony proposed

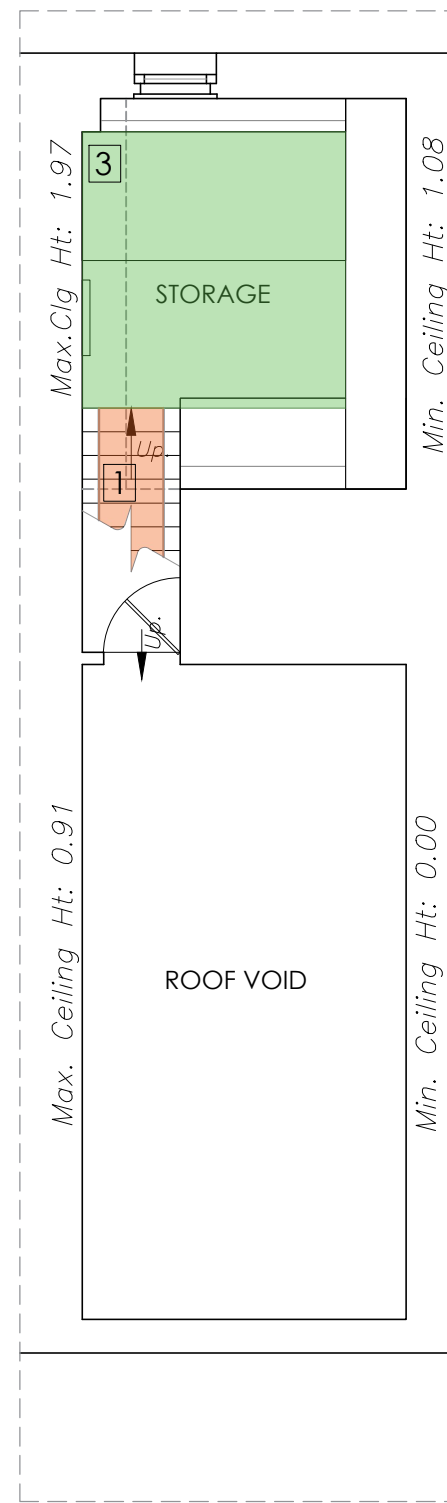
REV E

REV E

Electric UFH in Bathroom and WC. Ramp threshold to avoid removal of original floor boards and trimming of doors.



Second Floor 1 : 50



Third Floor - Option 1 1 : 50

FLOOR FINISHES KEY

- Existing risers, threads and stringers to be made good where necessary and painted in F&B Wevet, Estate Eggshell. Stair runner / Carpet - David Harper, Corinth, Colour 3
- Timber flooring - Havwoods, Fendi, Chevron, HW3433, 120 x 525mm
- Timber flooring - Fendi, 260mm 1-Strip, HW3846
- Floor tiles - Domus, Nativa DKA03 Vena, V3-high, Grip, 1197 x 597 x 9mm (R)

NOTES:
-Setting out directions and formats of all tiles and flooring to be approved on site
- Level thresholds required throughout

- Any historic floorboards should be retained and protected under new applied flooring

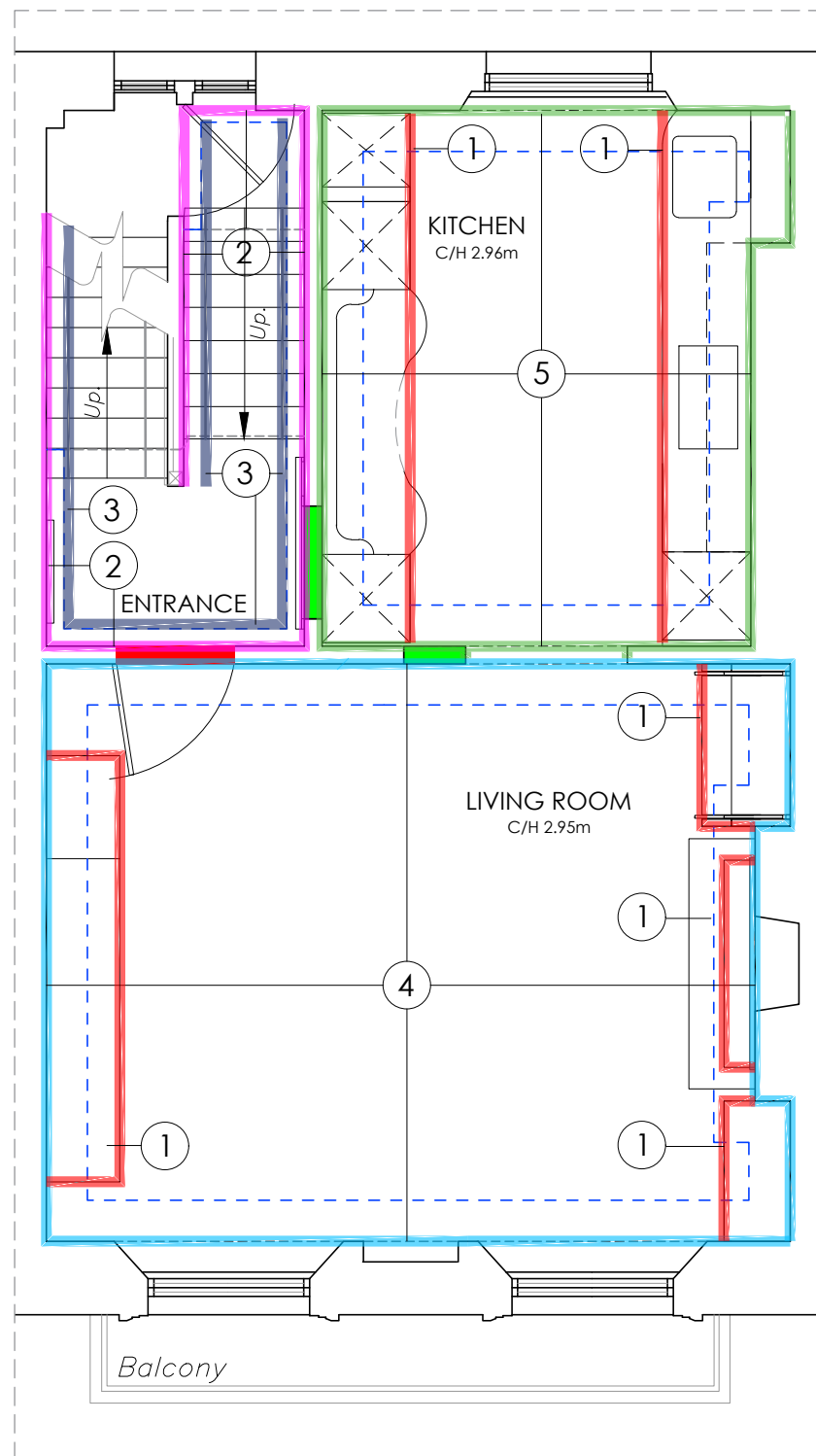
Scale Bar 1:50



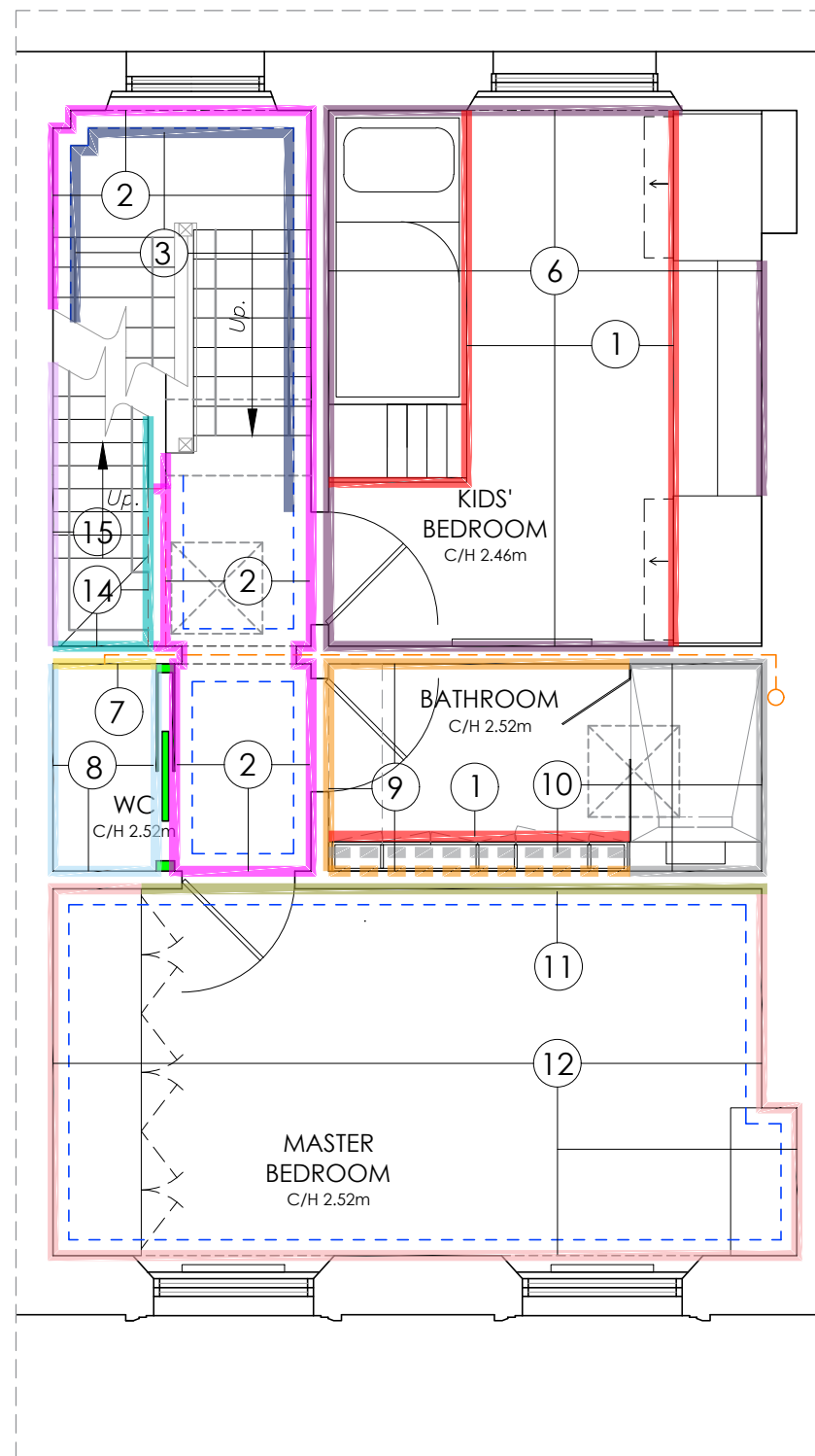
KLD DESIGN INTENT ONLY DRAWING. PLEASE NOTE ALL DIMENSIONS ARE APPROXIMATE AND SUBJECT TO SITE SURVEY.

ALL DRAWINGS ARE SUBJECT TO COST AGREEMENT BEFORE WORKS COMMENCE.

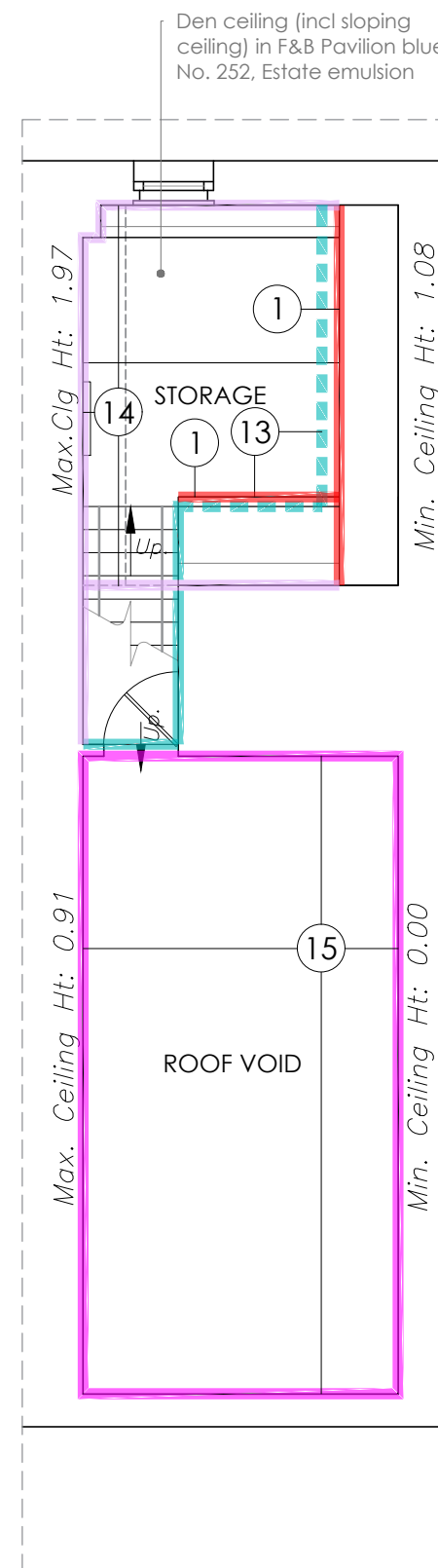
E	LR, Bathroom and WC threshold note added, Balcony new flooring removed	26/03/25
D	2nd Floor landing floor finish amended, Historic floorboards note added	10/03/25
C	Demolished LR wall shown in red, GA notes updated	12/02/25
B	Balcony removable flooring added	23/01/25
A	Cornice line hidden	08/01/25
Rev:	Description:	Date:
Title: Proposed Floor Finishes Plan		
Kathryn Levitt Design KATHRYN LEVITT DESIGN LTD Goodwin House, 5 Union court, Richmond London, Surrey TW9 1AA Tel 020 8948 1223 e: ideas@kathrynlevittdesign.com		
Client: Ms Elizabeth Owens		
Property Site: Charrington Street		
Job No: 1690 Drawing No: 401 Revision: E		
Scale: 1:50@A3 Date: 25.09.24 Drawn by: ERB		
Status: For Discussion		
Dimensions to be verified on site. Figured dimensions to be taken in preference to those scaled This drawing is the property of Kathryn Levitt Design Ltd. Copyright is reserved by them and the drawing is issued on the condition that it is not copied, reproduced, retained or disclosed to any unauthorised person either wholly or in part without the consent in writing of Kathryn Levitt Design Ltd. Registered in England and Wales No. 4986703 Registered Office 1 Park Road, Hampton Wick, Kingston Upon Thames, Surrey KT1 4AS		



501 First Floor 1 : 50



501 Second Floor 1 : 50



501 Third Floor - Option 1 1 : 50

WALL FINISHES KEY

-ALL WALLPAPER TO BE FREE ISSUED BY KLD

- | | |
|---|---|
| 1 Joinery/Kitchen/Fire | 8 WC - Wallpaper, Arte Les Thermes, Stucco, 70523 Width 90 cm, free match |
| 2 Entrance/ Common parts Wall paint - F&B Cornforth white No. 228, Estate emulsion | 9 Bathroom - Paint, F&B Skimming stone no. 241, Modern emulsion |
| 3 Entrance mouldings - Skirting world, Astragal, 25mm, Dado rail - Lambus tongue 2 MDF Dado rail, Skirting world, | 10 Bathroom - Wall tiles, Domus, Nativa DKAV 03, Verna, V3-high, Natural 1197 x 597 x 9mm (R) |
| 4 Living room - Wallpaper, Phillip Jeffries, Vinyl Abaca, 9911 Brick, 127cm, No pattern repeat | 11 Master Bedroom - Feature wallpaper, Phillip Jeffries, Transcend, 9573, Moonstone on White dove woven walls, panel width 83.8cm, height 3.35m |
| 5 Kitchen - Wall paint, F&B Cornforth white, No 228, Estate emulsion | 12 Master Bedroom - Wall paint, Farrow and Ball, Hardwick white no. 5, Estate emulsion |
| 6 Kids' Bedroom - Clarke and Clarke, Vivido wallpaper, W0184/01 Quadrata blush WP, roll width 52cm, pattern repeat 64cm | 13 Den - Wall paint, F&B Pavilion Blue, No. 252, Estate emulsion |
| 7 WC Feature wall clad in stained oak to match KLD sample | 14 Den - Wallpaper, Sanderson, Embleton bay wallpaper, 216515, Bamburgh sky, 68.6cm width x 10.05 roll length |
| | 15 Roof void - Dulux matt white |

Dash line applied if the wall has a different finish either on the top half to the bottom or there is a moulding.

Notes
-All ceilings and cornice to be finished in Dulux white matt unless shown
-All skirting and architraves in Farrow & Ball Wevet No. 273 Estate Eggshell
-All doors in Farrow & Ball Wevet No. 273 Estate Eggshell

Rev:	Description:	Date:
E	FCU in Bedrooms removed	26/03/25
D	LR new walls removed and wall finishes updated, Common areas dado rail added	10/03/25
C	Demolished LR wall shown in red, GA notes updated	12/02/25
B	Roof void wall finish added, Kids' bedroom wall finishes updated	23/01/25
A	Wall finishes spec shown	13/12/24

Title: Proposed First, Second & Third Floor Wall Finishes Plan

Kathryn Levitt Design
KATHRYN LEVITT DESIGN LTD
Goodwin House, 5 Union court, Richmond
London, Surrey TW9 1AA
Tel 020 8948 1223
e: ideas@kathrynlevittdesign.com

Client: Ms Elizabeth Owens

Property Site: Charrington Street

Job No: 1690 Drawing No: 501 Revision: E


Scale: 1:50@A3 Date: 25.09.24 Drawn by: ERB

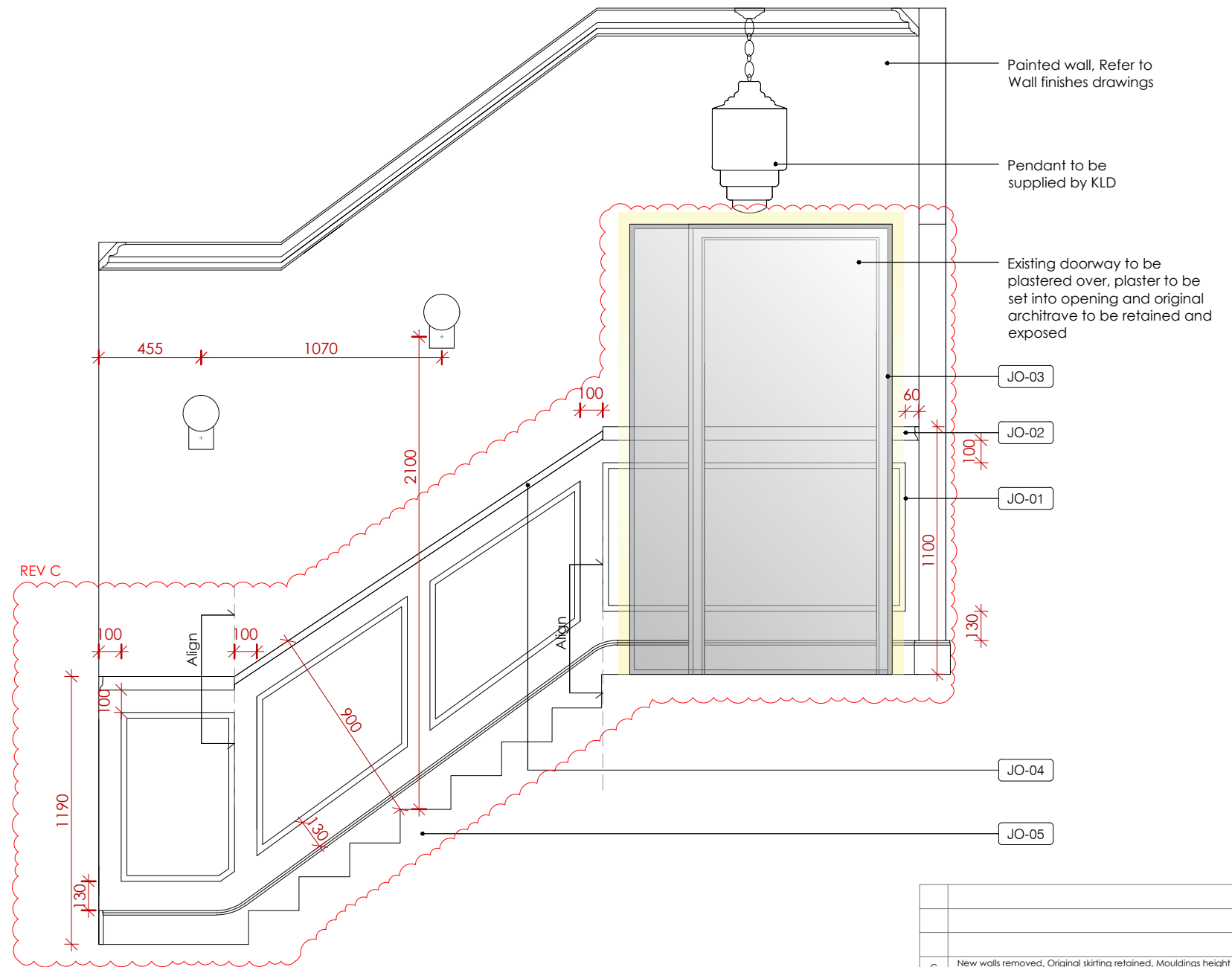
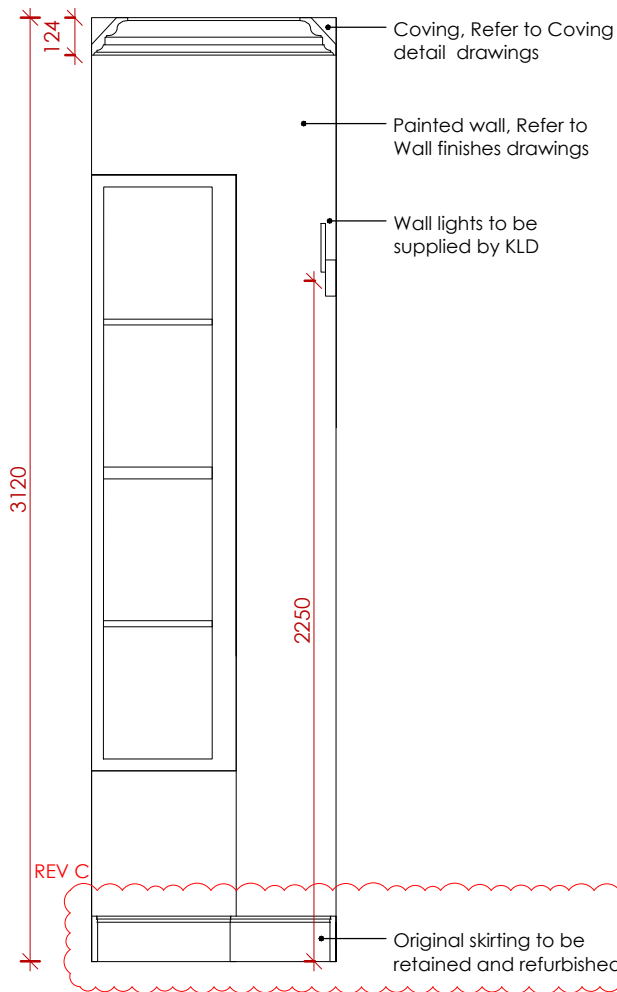
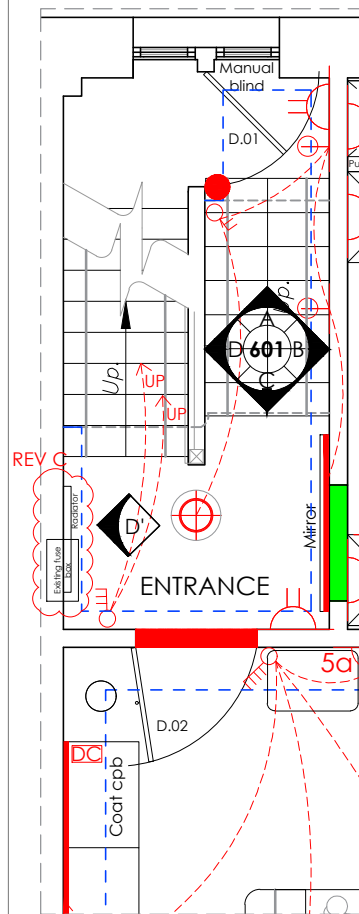
Status: For Discussion

Dimensions to be verified on site. Figured dimensions to be taken in preference to those scaled
This drawing is the property of Kathryn Levitt Design Ltd. Copyright is reserved by them and the drawing is issued on the condition that it is not copied, reproduced, retained or disclosed to any unauthorised person either wholly or in part without the consent in writing of Kathryn Levitt Design Ltd.
Registered in England and Wales No. 4984703
Registered Office 1 Park Road, Hampton Wick, Kingston Upon Thames, Surrey KT1 4AS

KLD DESIGN INTENT ONLY DRAWING. PLEASE NOTE ALL DIMENSIONS ARE APPROXIMATE AND SUBJECT TO SITE SURVEY.

ALL DRAWINGS ARE SUBJECT TO COST AGREEMENT BEFORE WORKS COMMENCE.





 Floorplan 1 : 50

 Elevation A 1 : 25

JOINERY SPECIFICATION

JO-01	Astragal MDF Panel Moulding, Skirting World, Width 25, Thickness 15mm, Painted to match wall colour
JO-02	Lambus tongue 2 MDF Dado rail, Skirting world, Width 60mm, Thickness 18mm, Painted to match wall colour - TBC
JO-03	Mirror on MDF panel with shadow detail at back and LED lighting around
JO-04	New minimal handrail, sprayed in matt lacquer to match F&B Cornforth white No. 228, Estate eggshell
JO-05	Main staircase to be retained. Existing carpet to be removed. Risers, threads and stringers to be made good where necessary and painted in F&B Wevet, Estate Eggshell. Runner as per floor finishes drawing.

KLD DESIGN INTENT ONLY DRAWING. PLEASE
NOTE ALL DIMENSIONS ARE APPROXIMATE
AND SUBJECT TO SITE SURVEY.

ALL DRAWINGS ARE SUBJECT TO COST AGREEMENT BEFORE WORKS COMMENCE.

C	New walls removed, Original skirting retained, Mouldings height reduced, Dado rail added, Radiator shown, Mirror design updated	10/03/25
B	Existing fuse box shown, Wall lights updated	08/01/25
A	Window treatment and staircase comment added	13/12/24
Rev:	Description:	Date:

Title:	First Floor Proposed Entrance and Common Parts Elevations
--------	--

Kathryn
Levitt
Design

KATHRYN LEVITT DESIGN LTD
Goodwin House, 5 Union court, Richmond
London, Surrey TW9 1AA
Tel 020 8948 1223
e: ideas@kathrynlevittdesign.com

Client: Ms Elizabeth Owens

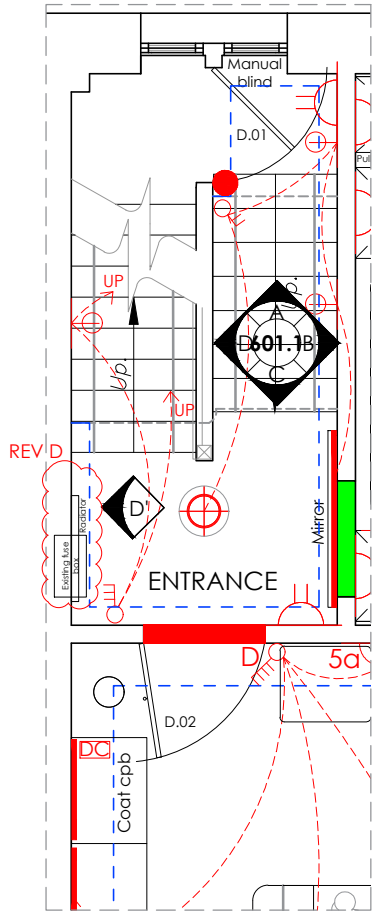
Property Site: Charrington Street

Job No: 1690 Drawing No: 601 Revision: C

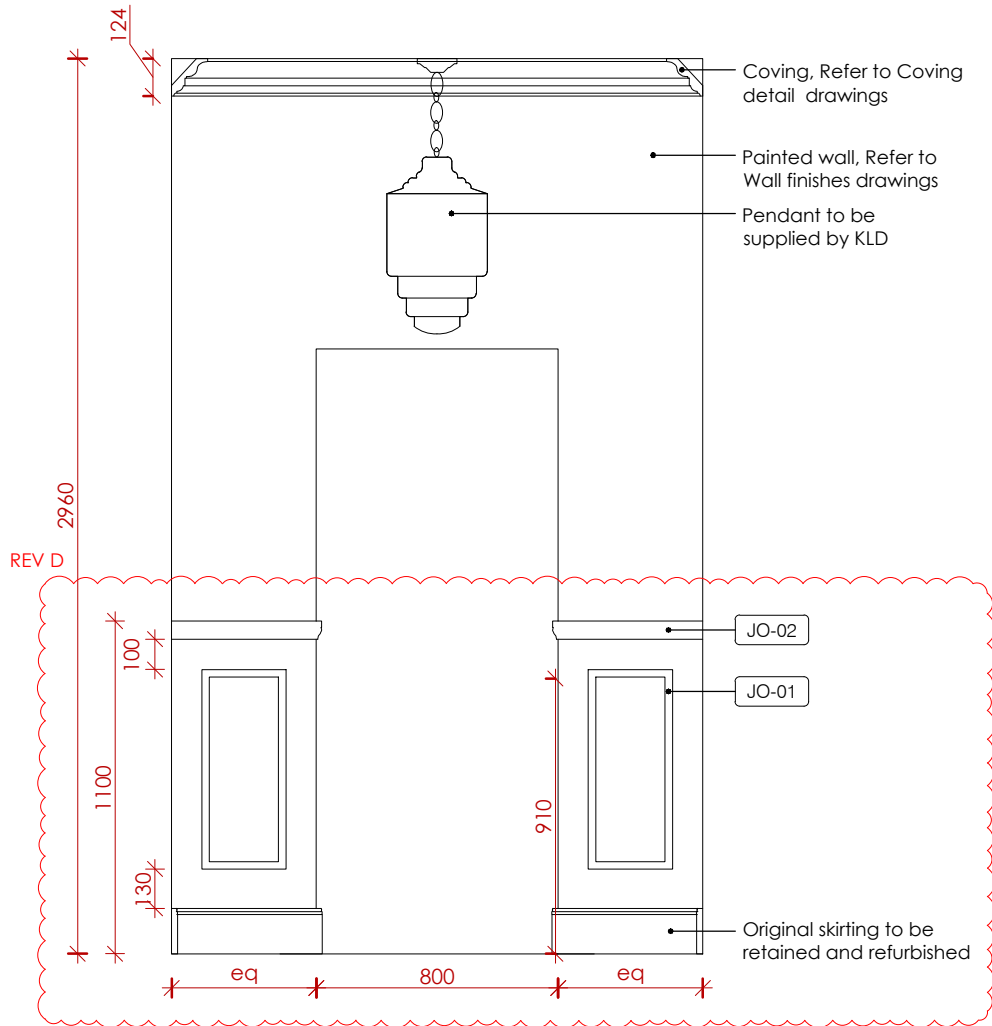
Scale: 1:50,1:25@A3 Date: 25.09.24 Drawn by: ERB

Status:	For Discussion
---------	----------------

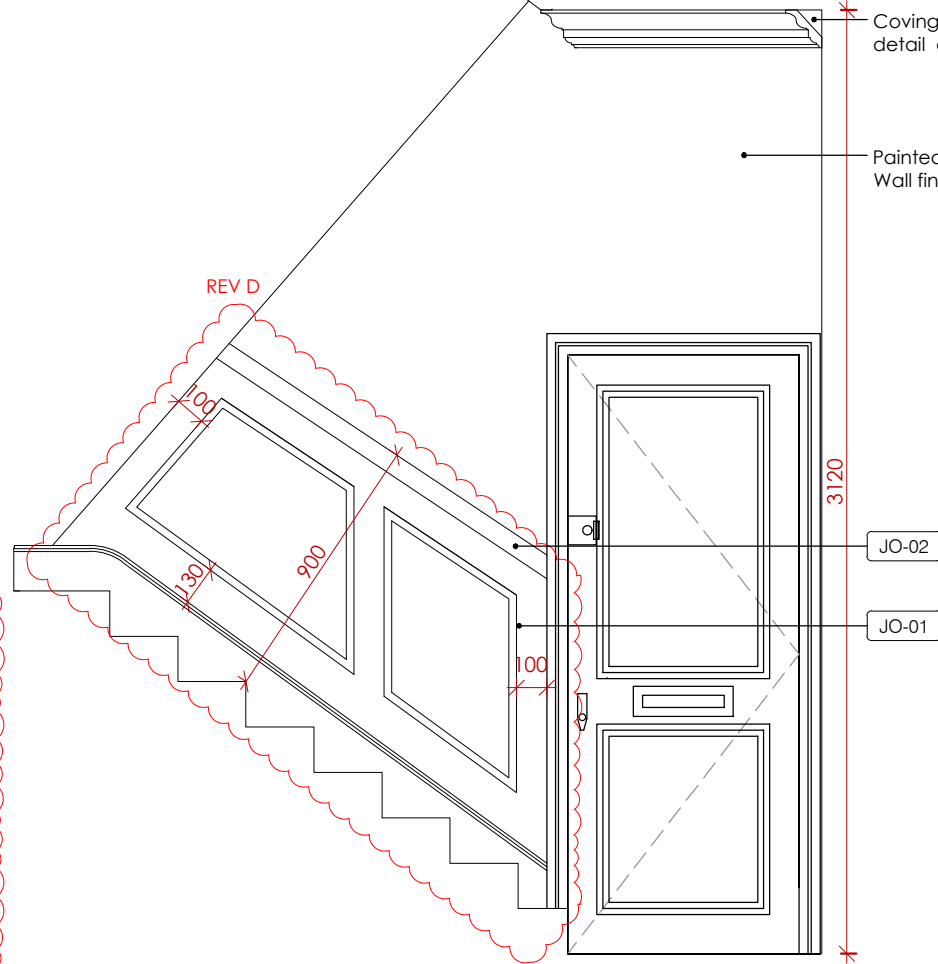
Dimensions to be verified on site. Figured dimensions to be taken in preference to those scaled
This drawing is the property of Kathryn Levitt Design Ltd. Copyright is reserved by
them and the drawing is issued on the condition that it is not copied, reproduced, retained or
disclosed to any unauthorised person either wholly or in part without the consent in writing of
Kathryn Levitt Design Ltd.



601.1 Floorplan 1 : 50



601.1 Elevation C 1 : 25



601.1 Elevation D 1 : 25

JOINERY SPECIFICATION

JO-01	Astragal MDF Panel Moulding, Skirting World, Width 25, Thickness 15mm, Painted to match wall colour
JO-02	Lambus tongue 2 MDF Dado rail, Skirting world, Width 60mm, Thickness 18mm, Painted to match wall colour - TBC

KLD DESIGN INTENT ONLY DRAWING. PLEASE NOTE ALL DIMENSIONS ARE APPROXIMATE AND SUBJECT TO SITE SURVEY.

ALL DRAWINGS ARE SUBJECT TO COST AGREEMENT BEFORE WORKS COMMENCE.

Rev:	Description:	Date:
D	New walls removed, Original skirting retained, Mouldings height reduced, Dado rail added, Radiator shown	10/03/25
C	Front door furniture updated	12/02/25
B	Existing fuse box shown	08/01/25
A	Window treatment comment added	13/12/24

Title: First Floor
Proposed Entrance and Common Parts Elevations

Kathryn
Levitt
Design

KATHRYN LEVITT DESIGN LTD
Goodwin House, 5 Union court, Richmond
London, Surrey TW9 1AA
Tel 020 8948 1223
e: ideas@kathrynlevittdesign.com

Client: Ms Elizabeth Owens

Property Site: Charrington Street


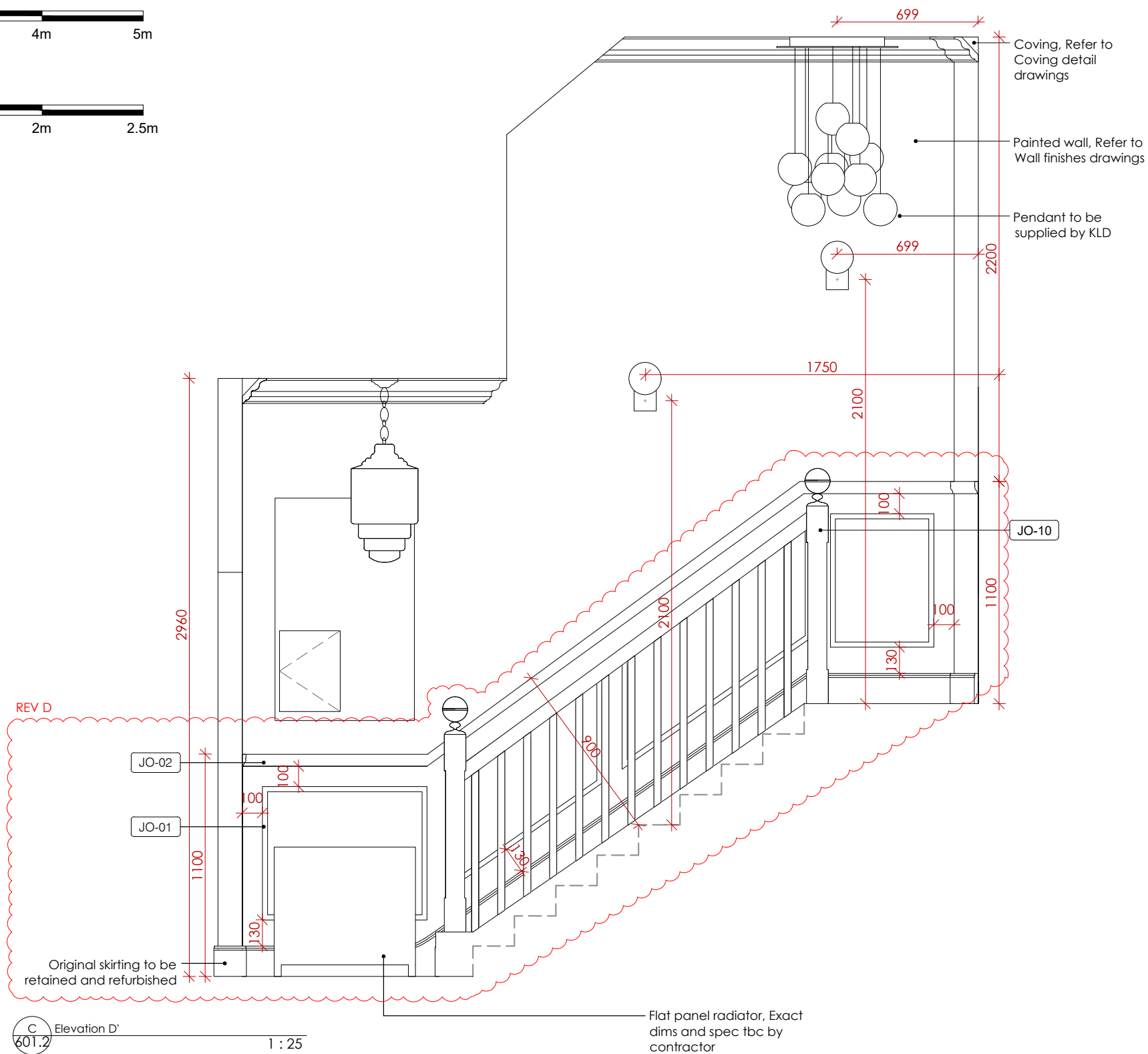
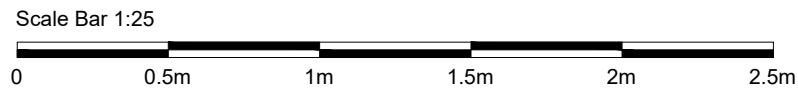
Job No: 1690 Drawing No: 601.1 Revision: D

Scale: 1:50, 1:25@A3 Date: 25.09.24 Drawn by: ERB

Status: For Discussion

Dimensions to be verified on site. Figured dimensions to be taken in preference to those scaled
This drawing is the property of Kathryn Levitt Design Ltd. Copyright is reserved by
them and the drawing is issued on the condition that it is not copied, reproduced, retained or
disclosed to any unauthorised person either wholly or in part without the consent in writing of
Kathryn Levitt Design Ltd.

Registered in England and Wales No. 4986703
Registered Office 1 Park Road, Hampton Wick, Kingston Upon Thames, Surrey KT1 4AS



601.2 Balustrade Concept Image NTS

D	New walls removed, Original skirting retained, Mouldings height reduced, Dado rail added, Radiator shown, Newel post amended	10/03/25
C	Wall artwork added over fuse box	23/01/25
B	Wall mirror removed, Existing Fuse box shown, Wall lights updated	08/01/25
A	Balustrade shown, Window treatment comment added	13/12/24
Rev:	Description:	Date:

Title: First Floor
Proposed Entrance and Common Parts Elevations

Kathryn
Levitt
Design

KATHRYN LEVITT DESIGN LTD
Goodwin House, 5 Union court, Richmond
London, Surrey TW9 1AA
Tel 020 8948 1223
e: ideas@kathrynlevittdesign.com

Client: Ms Elizabeth Owens

Property Site: Charrington Street

Job No: 1690	Drawing No: 601.2	Revision: D
--------------	-------------------	-------------

Scale: 1:50, 1:25@A3 Date: 25.09.24 Drawn by: ERB

Status:	For Discussion
---------	----------------

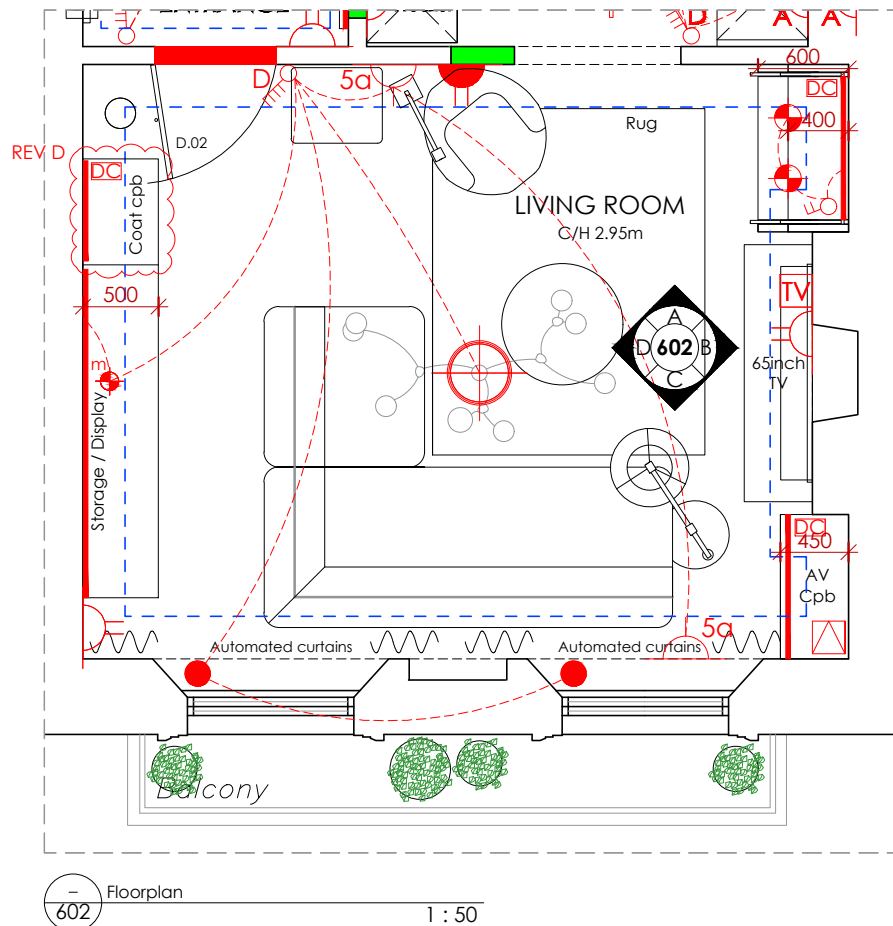
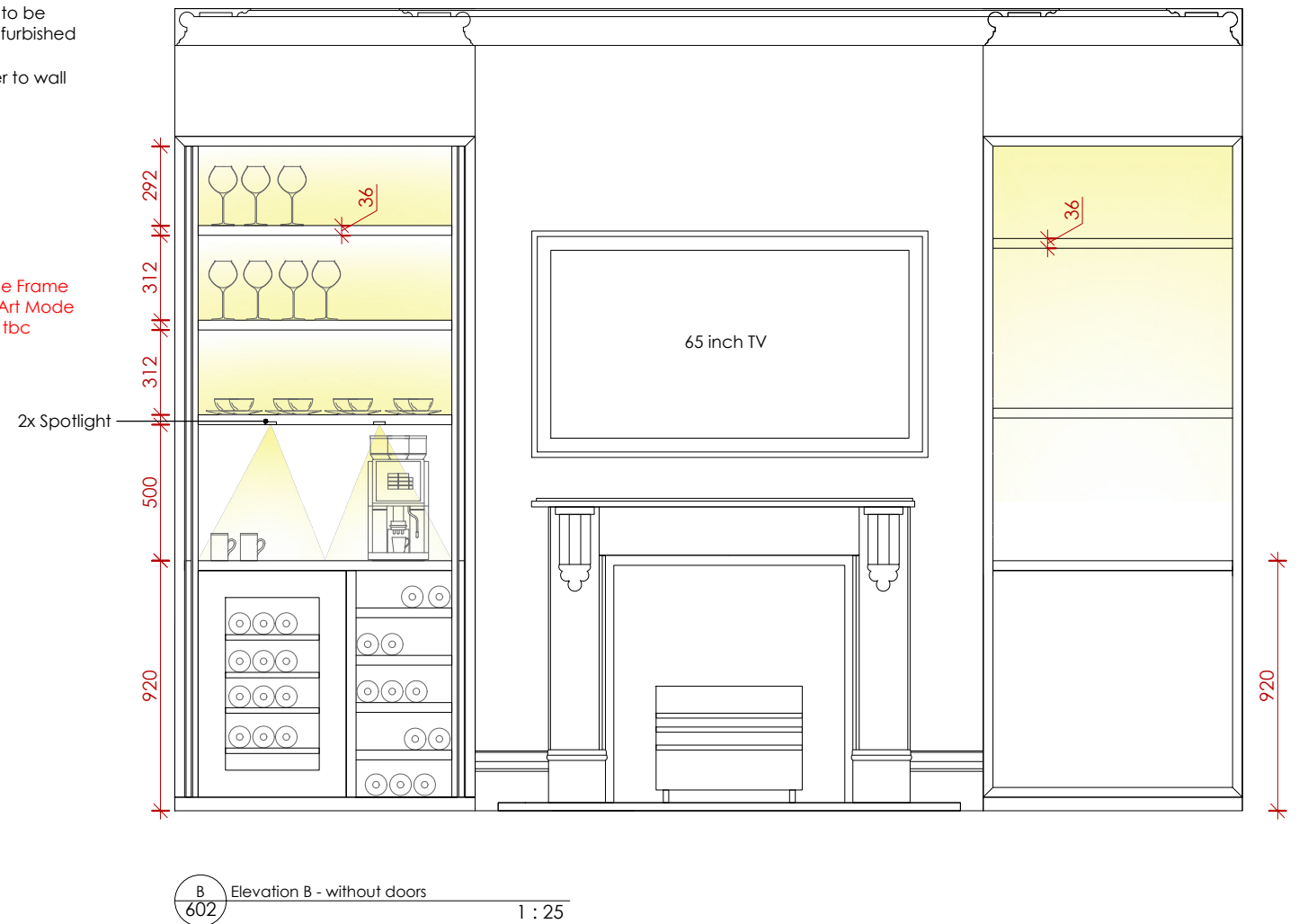
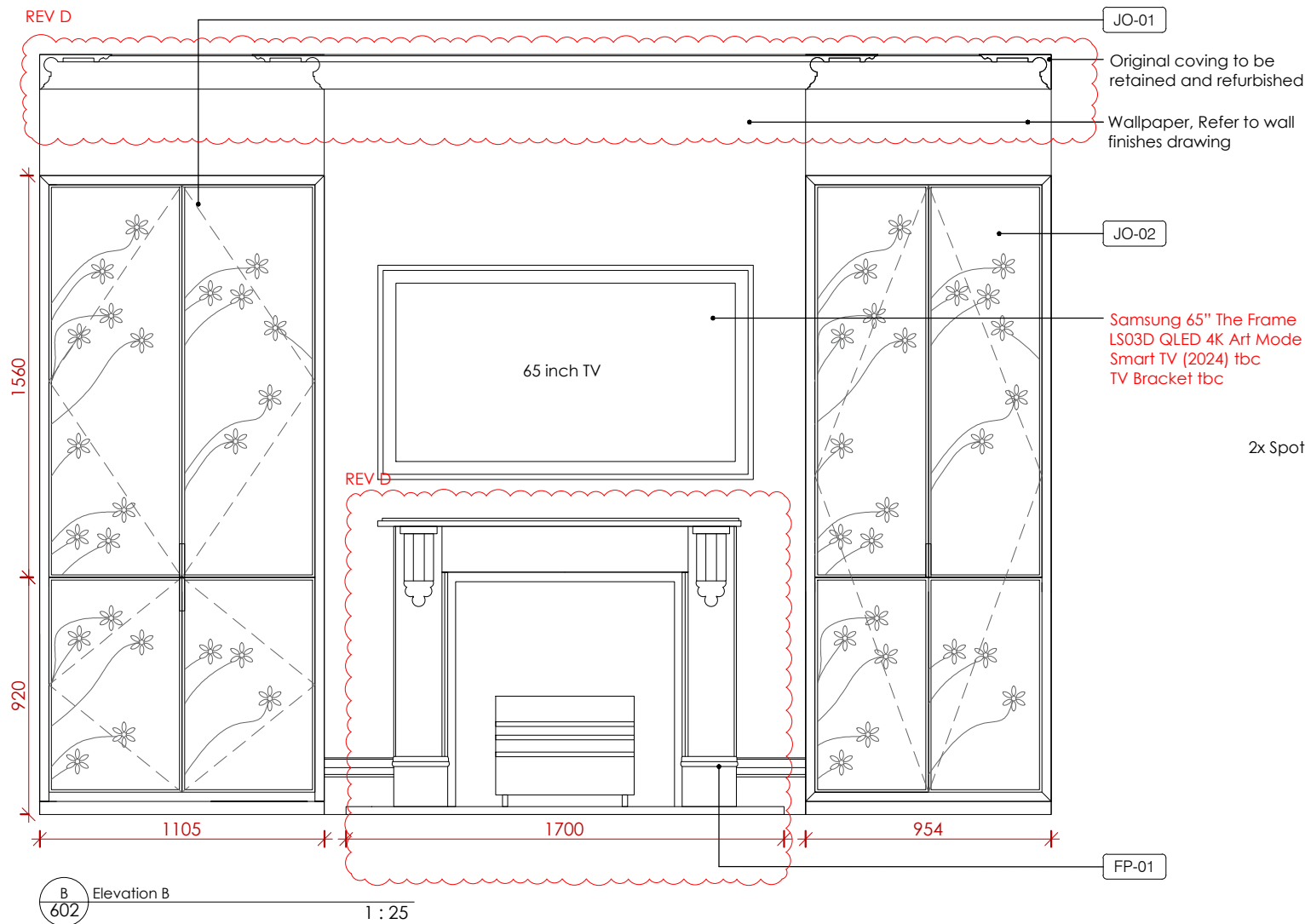
Dimensions to be verified on site. Figured dimensions to be taken in preference to those scaled
This drawing is the property of Kathryn Levitt Design Ltd. Copyright is reserved by
them and the drawing is issued on the condition that it is not copied, reproduced, retained or
disclosed to any unauthorised person either wholly or in part without the consent in writing of
Kathryn Levitt Design Ltd.

JOINERY SPECIFICATION

JO-01	Astragal MDF Panel Moulding, Skirting World, Width 25, Thickness 15mm, Painted to match wall colour
JO-02	Lambus tongue 2 MDF Dado rail, Skirting world, Width 60mm, Thickness 18mm, Painted to match wall colour - TBC
JO-10	Balustrade with 70mm oval handrail, plain square edge spindles and newel posts as per concept image. All sprayed in matt lacquer to match F&B Off Black, No. 57.

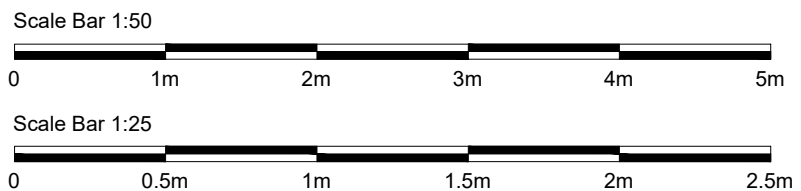
KLD DESIGN INTENT ONLY DRAWING. PLEASE
NOTE ALL DIMENSIONS ARE APPROXIMATE
AND SUBJECT TO SITE SURVEY.

ALL DRAWINGS ARE SUBJECT TO COST AGREEMENT BEFORE WORKS COMMENCE.



JOINERY SPECIFICATION	
JO-01	Alcove unit to serve as Breakfast and wine cupboard with 36mm frame all around. 4x pocket doors to open and slide in on either side, with 10mm timber frame and wallpaper inset. Wallpaper - Woodchip and Magnolia, Onism Pearl, WM-454-04S - TBC. 3x Internal shelves with LED strip at back. Bottom shelf with 2x miniature spotlights. Stone worktop - Pietra Grey, honed. Finger pull handle within frame. Bottom section with wine fridge and shelves for wine storage. All in stained oak to match KLD sample.
JO-02	Alcove unit to house AV equipment. 2x hinged doors. All in stained oak to match KLD sample, doors with 10mm frame and inset wallpaper - Woodchip and Magnolia, Onism Pearl, WM-454-04S - TBC. Internal adjustable shelves - number tbc. Top shelf with LED strip at front. Finger pull handle within frame.

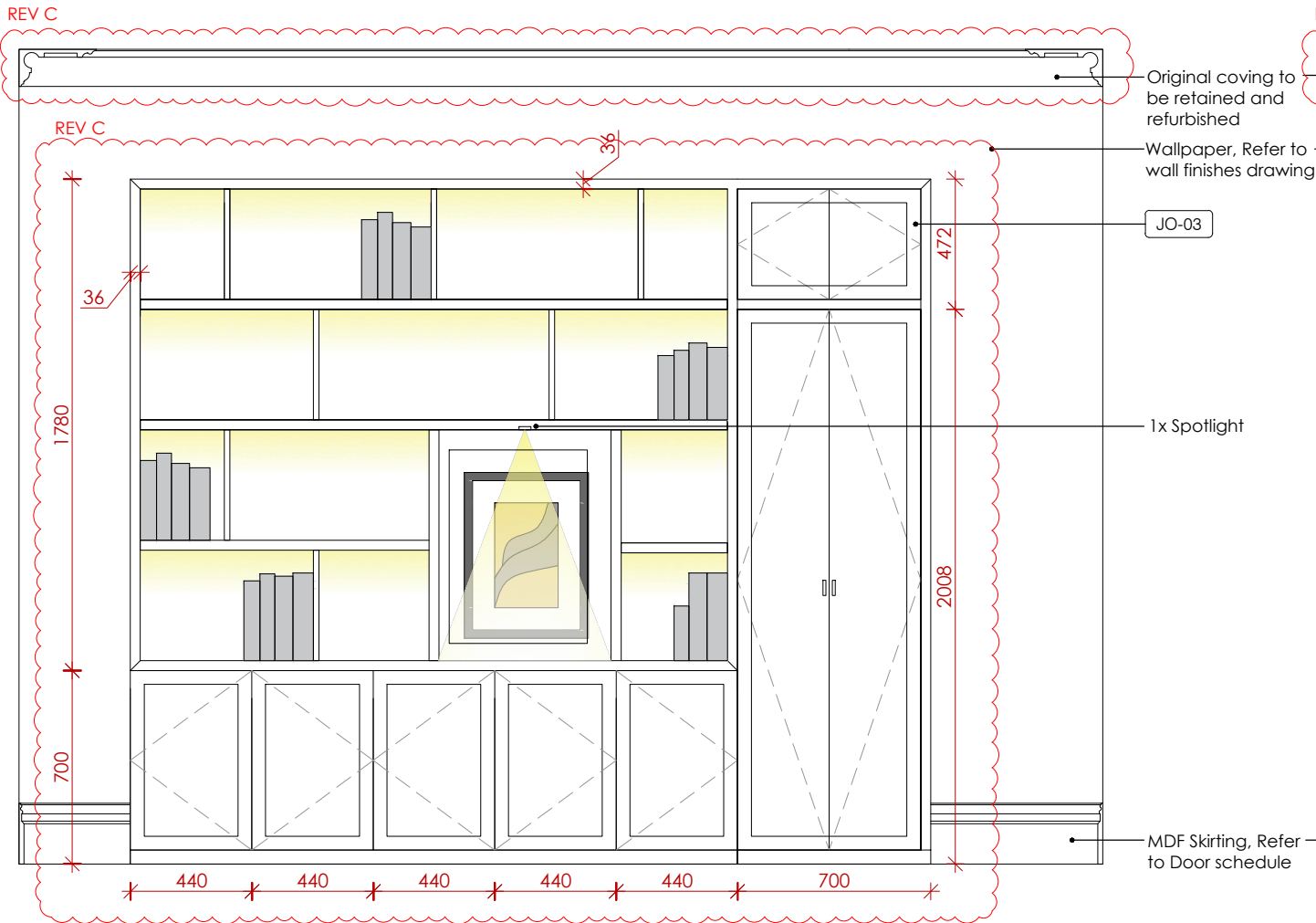
FIREPLACE SPECIFICATION	
FP-01	Existing fireplace to be converted to gas. Internal metal parts to be retained & refurbished to ensure new surround fits - subject to survey + advice by specialist. Surround - Edinburgh Corbel Pine (Unfinished) Fireplace Surround, finish tbc.



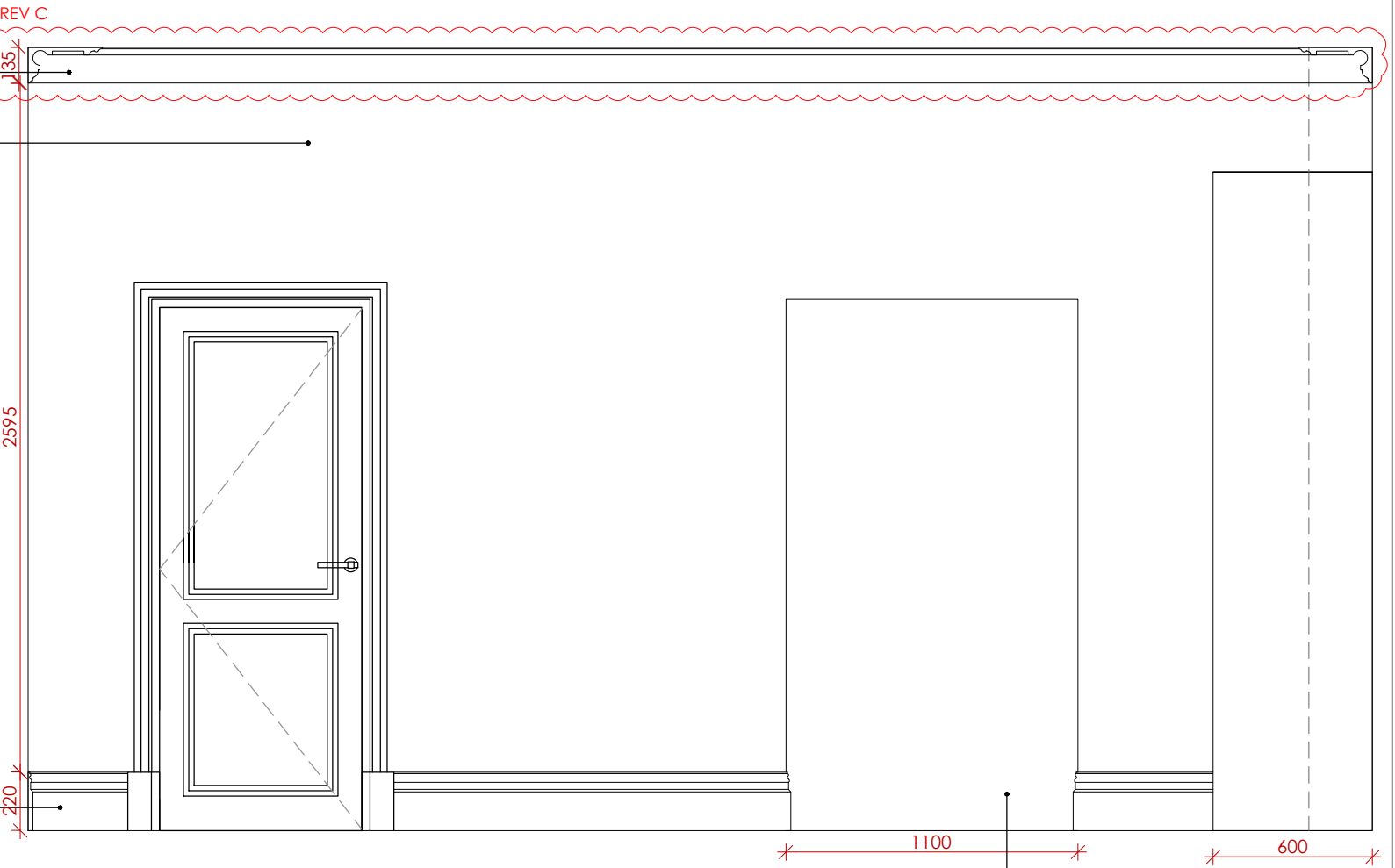
KLD DESIGN INTENT ONLY DRAWING. PLEASE
NOTE ALL DIMENSIONS ARE APPROXIMATE
AND SUBJECT TO SITE SURVEY.

ALL DRAWINGS ARE SUBJECT TO COST
AGREEMENT BEFORE WORKS COMMENCE.

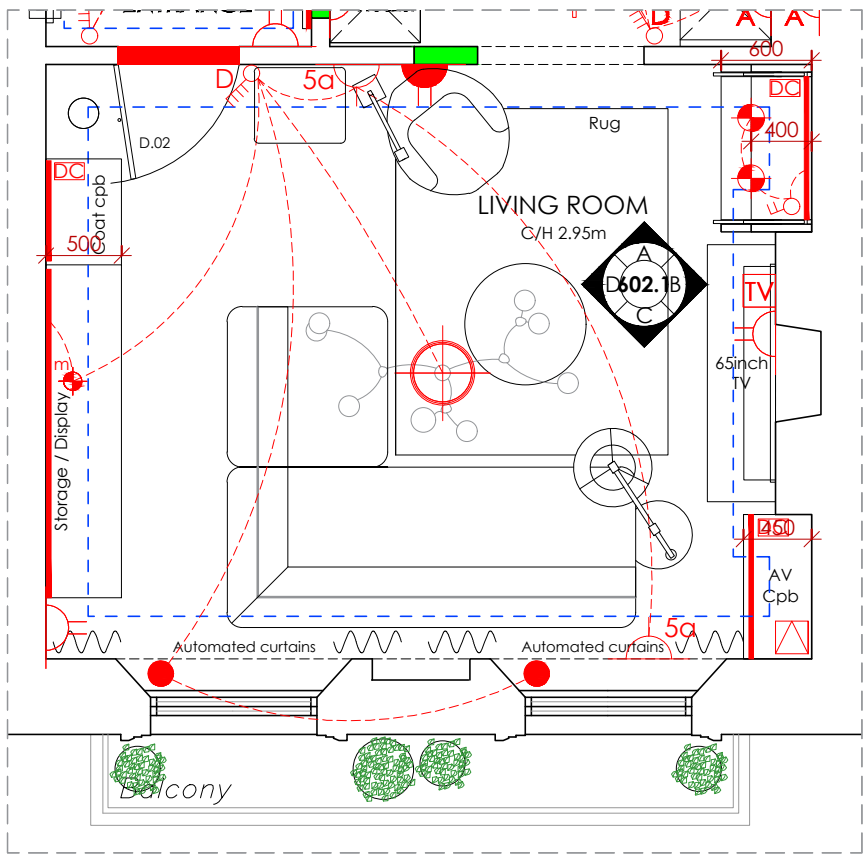
D	New walls removed, Display cabinetry amended. Coat cupboard added, Original coving retained. Fireplace amended. Existing dado rail removed, Ceiling downlights removed	10/03/25
C	Existing dado rail shown	12/02/25
B	TV + Bracket tbc	23/01/25
A	Alcove units and fireplace design updated	13/12/24
Rev:	Description:	Date:
Title: Living Room Proposed Elevations		
<div><div>Kathryn Levitt Design</div><div>KATHRYN LEVITT DESIGN LTD Goodwin House, 5 Union court, Richmond London, Surrey TW9 1AA Tel 020 8948 1223 e: ideas@kathrynlevittdesign.com</div></div>		
Client: Ms Elizabeth Owens		
Property Site: Charrington Street		
Job No: 1690 Drawing No: 602 Revision: D		
Scale: 1:50, 1:25 @A3 Date: 25.09.24 Drawn by: ERB		
Status: For Discussion		
<small>Dimensions to be verified on site. Figured dimensions to be taken in preference to those scaled This drawing is the property of Kathryn Levitt Design Ltd. Copyright is reserved by them and the drawing is issued on the condition that it is not copied, reproduced, retained or disclosed to any unauthorised person either wholly or in part without the consent in writing of Kathryn Levitt Design Ltd. Registered in England and Wales No. 4986703 Registered Office 1 Park Road, Hampton Wick, Kingston Upon Thames, Surrey KT1 4AS</small>		



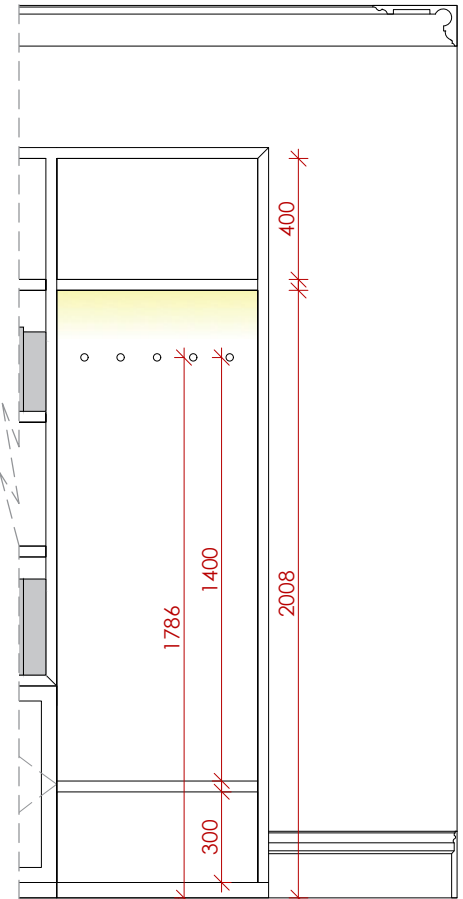
D 602.1 Elevation D 1 : 25



A 602.1 Elevation A 1 : 25

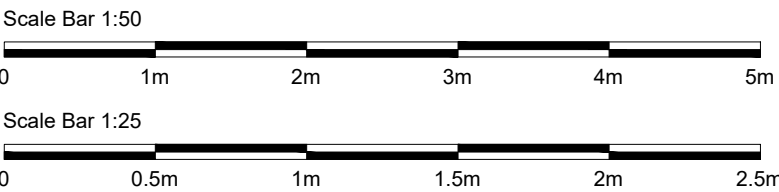


602.1 Floorplan 1 : 50



D 602.1 Coat cupboard internals 1 : 25

JOINERY SPECIFICATION	
JO-03	Freestanding cabinetry consisting of: <ul style="list-style-type: none">- Display unit with open shelves and hinged door cupboards at bottom in stained oak to match KLD sample. Open shelves to have vertical dividers sprayed in bronze to match KLD sample. Hinged doors with 50mm shaker style. LED linear lighting to each shelf and miniature spotlights in artwork compartment.- Coat cupboard with hinged doors with 50mm shaker style and 2x internal shelf, Handles - Joseph Giles, CP1149: Rolled & Hammered T-Bar Cabinet Pull with Round Rose in Mid antique brass waxed, Internals in XyloCleaf tbc, 5x Hook - Joseph Giles, HK1022: Cylindrical Garment Hook 60mm in Mid antique, brass waxed. LED lighting to 1x shelf




KLD DESIGN INTENT ONLY DRAWING. PLEASE NOTE ALL DIMENSIONS ARE APPROXIMATE AND SUBJECT TO SITE SURVEY.

ALL DRAWINGS ARE SUBJECT TO COST AGREEMENT BEFORE WORKS COMMENCE.

C	New walls removed, Display cabinetry amended, Coat cupboard added, Original coving retained, Fireplace design amended, Existing dado rail removed, Ceiling downlights removed	10/03/25
B	Existing dado rail shown, Elevation A shown and Elevation D extended	12/02/25
A	Display unit lighting added, Door design changed and wallpaper removed	13/12/24
Rev:	Description:	Date:
Title: Living Room Proposed Elevations		
Kathryn Levitt Design KATHRYN LEVITT DESIGN LTD Goodwin House, 5 Union court, Richmond London, Surrey TW9 1AA Tel 020 8948 1223 e: ideas@kathrynlevittdesign.com		
Client: Ms Elizabeth Owens		
Property Site: Charrington Street		
Job No: 1690 Drawing No: 602.1 Revision: C		
Scale: 1:50, 1:25 @A3 Date: 25.09.24 Drawn by: ERB		
Status: For Discussion		
Dimensions to be verified on site. Figured dimensions to be taken in preference to those scaled. This drawing is the property of Kathryn Levitt Design Ltd. Copyright is reserved by them and the drawing is issued on the condition that it is not copied, reproduced, retained or disclosed to any unauthorised person either wholly or in part without the consent in writing of Kathryn Levitt Design Ltd. Registered in England and Wales No. 4986703 Registered Office 1 Park Road, Hampton Wick, Kingston Upon Thames, Surrey KT1 4AS		

REV A

135
2595
220



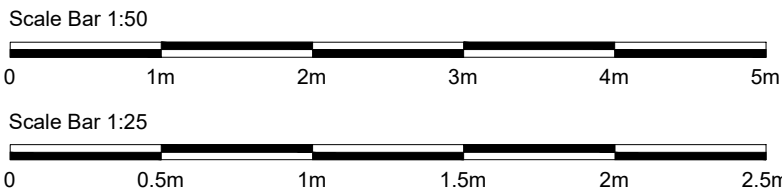
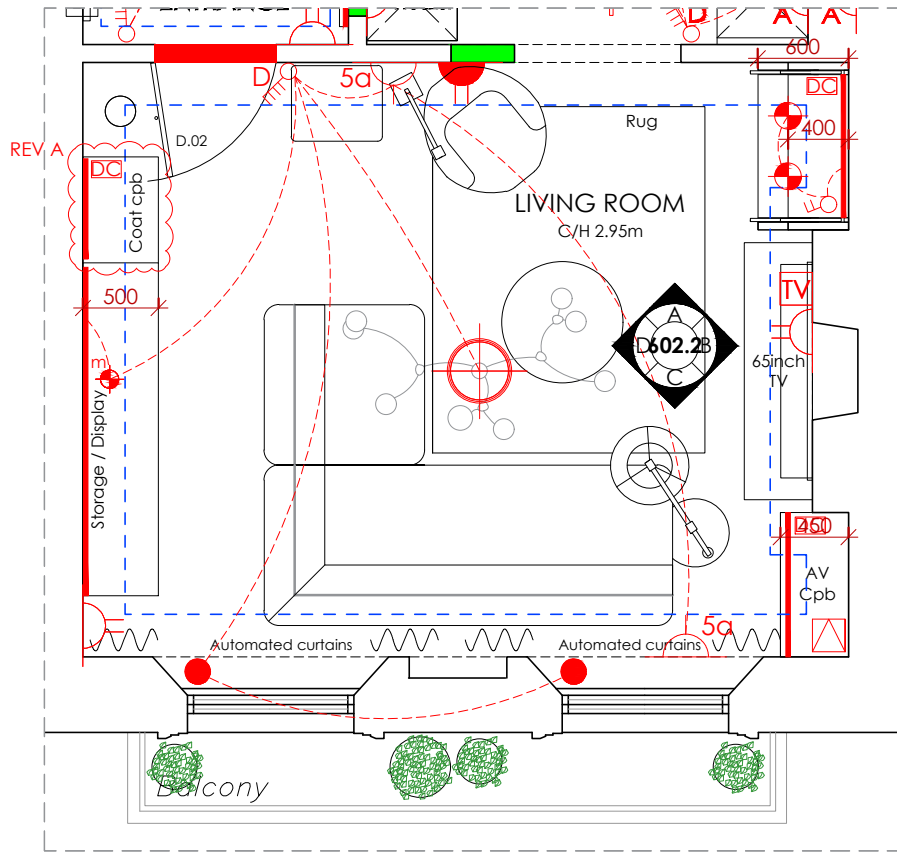
Original coving to be retained and refurbished

Wallpaper, Refer to wall finishes drawing

Existing timber window reveals to be retained and refurbished, finish to match existing

MDF Skirting, Refer to Door schedule

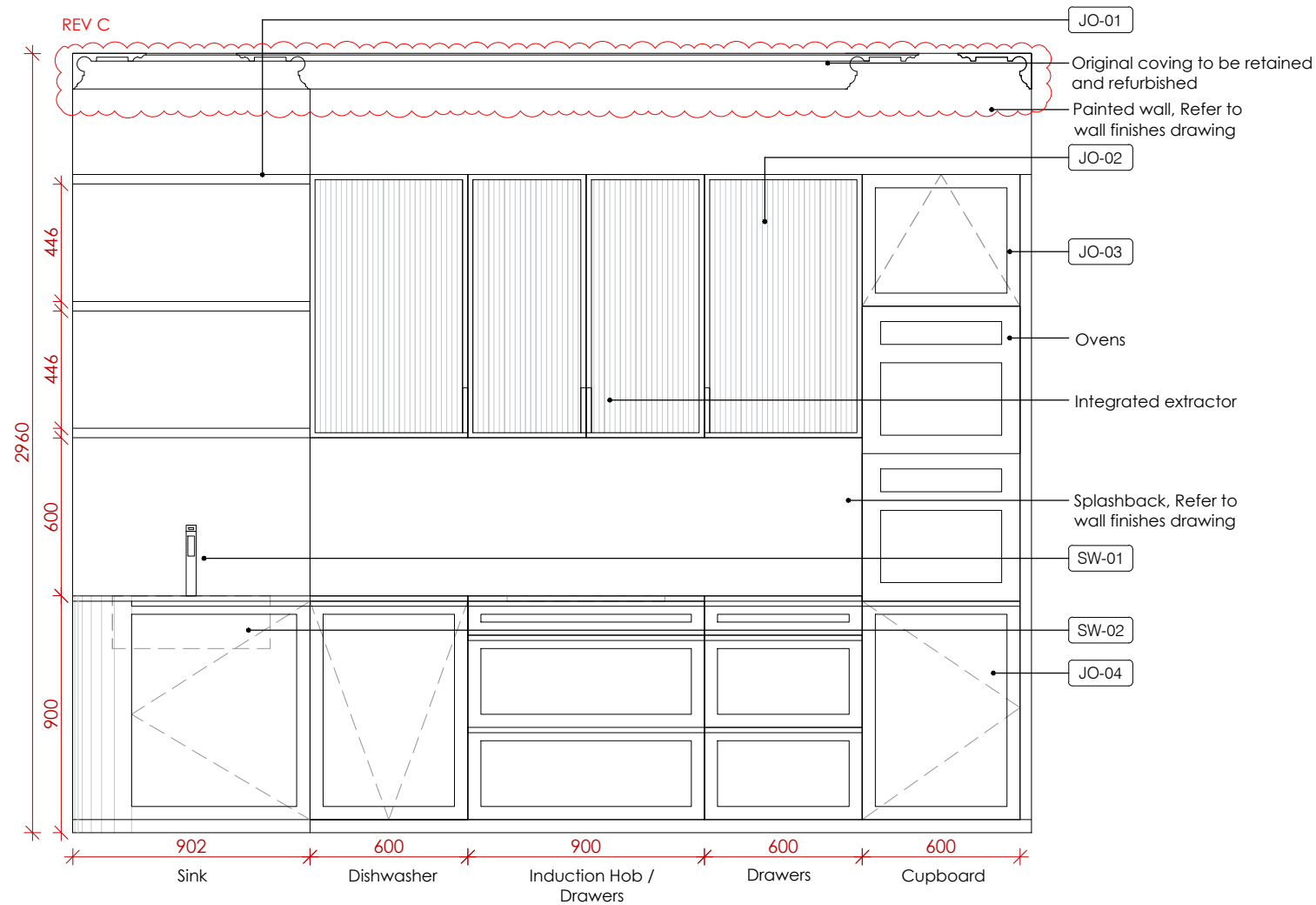
C
602.2
Elevation C
1 : 25



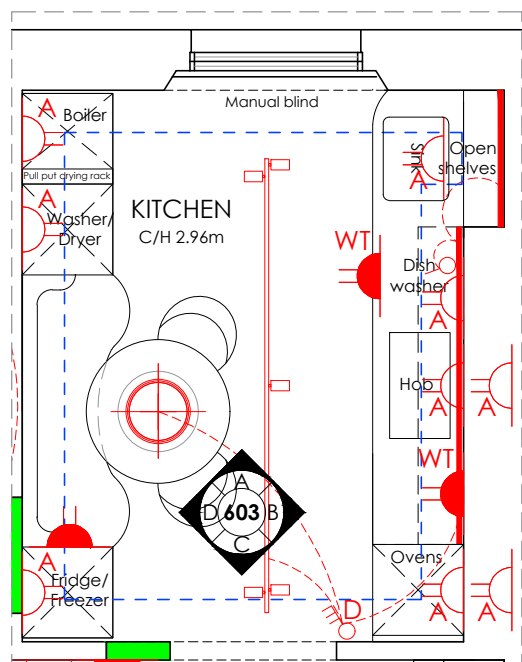
KLD DESIGN INTENT ONLY DRAWING. PLEASE
NOTE ALL DIMENSIONS ARE APPROXIMATE
AND SUBJECT TO SITE SURVEY.

ALL DRAWINGS ARE SUBJECT TO COST
AGREEMENT BEFORE WORKS COMMENCE.

A	New walls removed, Display cabinetry amended, Coat cupboard added, Original coving retained, Existing dado rail removed, Ceiling downlights removed	10/03/25
Rev:	Description:	Date:
Title: Living Room Proposed Elevations		
<div>Kathryn Levitt Design</div> <div>KATHRYN LEVITT DESIGN LTD Goodwin House, 5 Union court, Richmond London, Surrey TW9 1AA Tel 020 8948 1223 e: ideas@kathrynlevittdesign.com</div>		
Client: Ms Elizabeth Owens		
Property Site: Charrington Street		
Job No: 1690 Drawing No: 602.2 Revision: A		
Scale: 1:50, 1:25 @ A3 Date: 25.09.24 Drawn by: ERB		
Status: For Discussion		
<small>Dimensions to be verified on site. Figured dimensions to be taken in preference to those scaled This drawing is the property of Kathryn Levitt Design Ltd. Copyright is reserved by them and the drawing is issued on the condition that it is not copied, reproduced, retained or disclosed to any unauthorised person either wholly or in part without the consent in writing of Kathryn Levitt Design Ltd. Registered in England and Wales No. 4986703 Registered Office 1 Park Road, Hampton Wick, Kingston Upon Thames, Surrey KT1 4AS</small>		



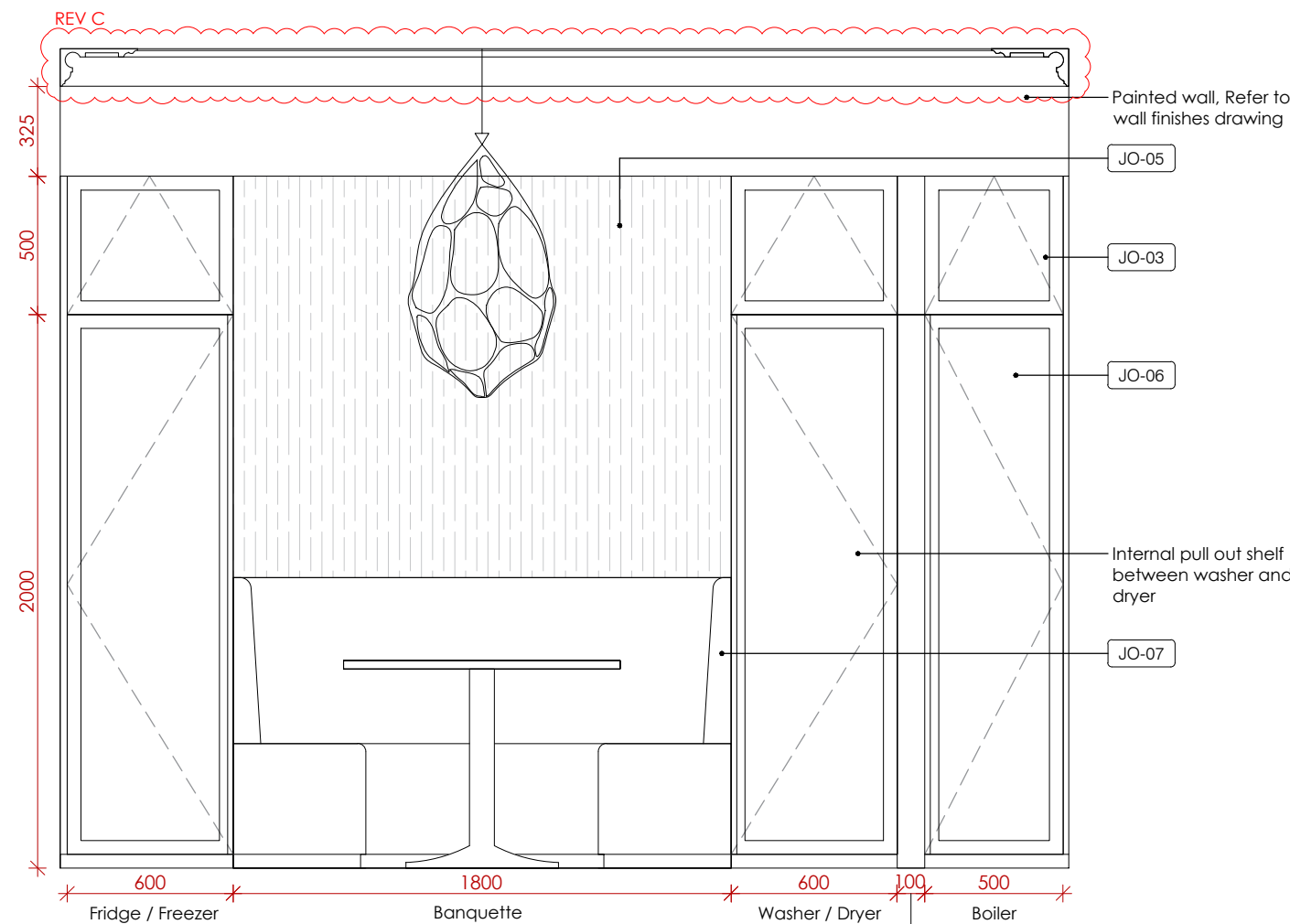
B
603
Elevation B
1 : 25



603
Floorplan
1 : 50

JOINERY SPECIFICATION	
JO-01	36mm Open shelves sprayed in matt lacquer to match Little Greene, French Grey Dark No. 163, with LED strip
JO-02	Upper units with clear glass ribbed doors with 20mm bronze frame. Minimal pull handle within frame.
JO-03	Top Units with 50mm shaker style flip up door on push catch, sprayed in matt lacquer to match Little Greene, French Grey Dark No. 163. 1x adjustable internal shelf.
JO-04	Bottom Units with 50mm shaker style hinged door or 3 drawers sprayed in matt lacquer to match Little Greene, French Grey Dark No. 163. Finger pull detail on top.
JO-05	Slatted wall paneling in stained oak to match KLD sample
JO-06	Tall Units with 50mm shaker style hinged door sprayed in matt lacquer to match Little Greene, French Grey Dark No. 163. Finger pull detail on side.
JO-07	Upholstered banquette bench as per concept image, fabric to be supplied by KLD

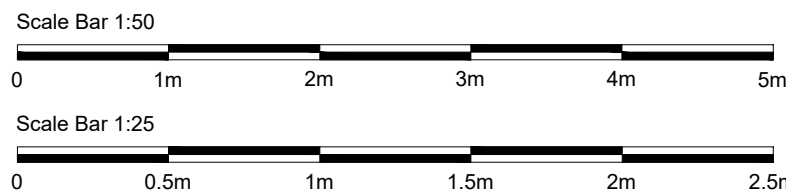
SANITARYWARE SPECIFICATION	
SW-01	Tap - Quooker Fusion square in patinated brass
SW-02	Undermounted sink - Franke, Maris MRG 110-52 Polar White 125.0688.505



D
603
Elevation D
1 : 25



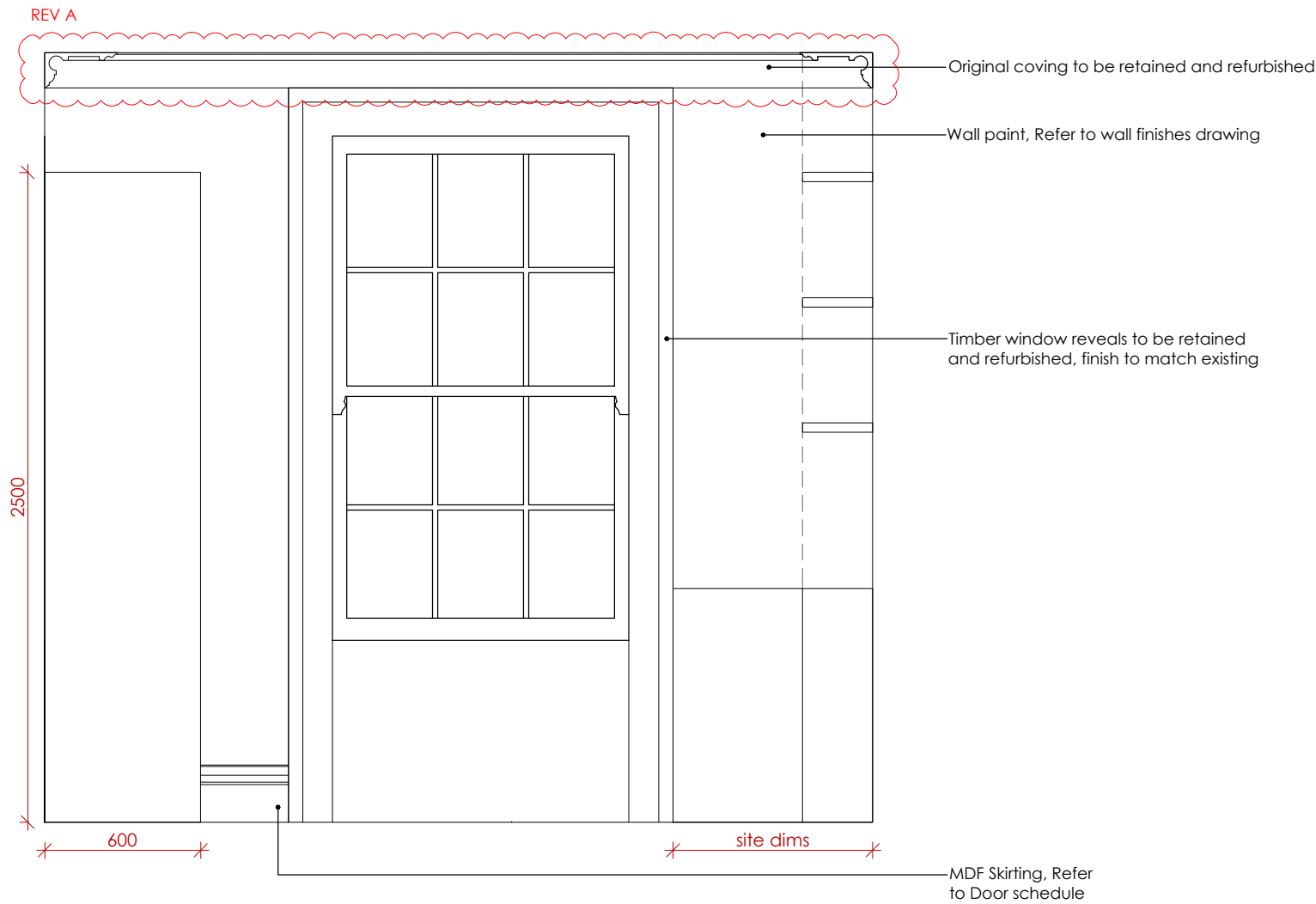
603
Banquette bench Concept image
NTS



KLD DESIGN INTENT ONLY DRAWING. PLEASE NOTE ALL DIMENSIONS ARE APPROXIMATE AND SUBJECT TO SITE SURVEY.

ALL DRAWINGS ARE SUBJECT TO COST AGREEMENT BEFORE WORKS COMMENCE.

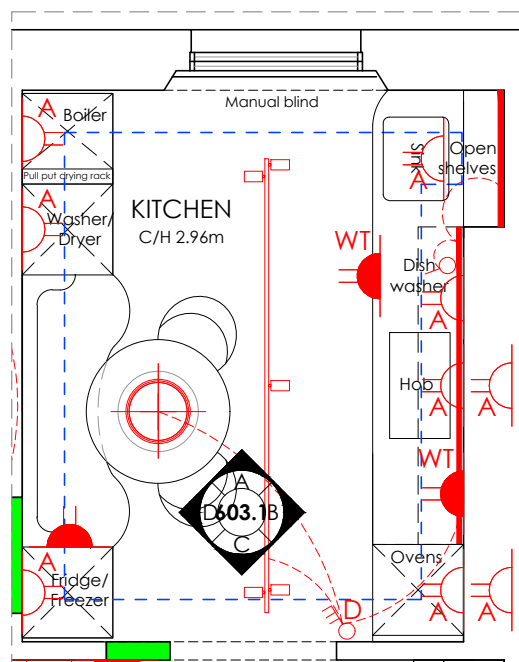
C	Original coving retained, Downlights removed, Track lighting added	10/03/25
B	Pull out dryer rack and internal shelf added	23/01/25
A	Door design changed to Shaker style	13/12/24
Rev:	Description:	Date:
Title:		
Kitchen Proposed Elevations		
<div>Kathryn Levitt Design</div>	KATHRYN LEVITT DESIGN LTD Goodwin House, 5 Union court, Richmond London, Surrey TW9 1AA Tel 020 8948 1223 e: ideas@kathrynlevittdesign.com	
Client: Ms Elizabeth Owens		
Property Site: Charrington Street		
Job No: 1690	Drawing No: 603	Revision: C
Scale: 1:50, 1:25 @ A3	Date: 25.09.24	Drawn by: ERB
Status: For Discussion		
Dimensions to be verified on site. Figured dimensions to be taken in preference to those scaled This drawing is the property of Kathryn Levitt Design Ltd. Copyright is reserved by them and the drawing is issued on the condition that it is not copied, reproduced, retained or disclosed to any unauthorised person either wholly or in part without the consent in writing of Kathryn Levitt Design Ltd.		
Registered in England and Wales No. 4986703 Registered Office 1 Park Road, Hampton Wick, Kingston Upon Thames, Surrey KT1 4AS		



A
603.1

Elevation A

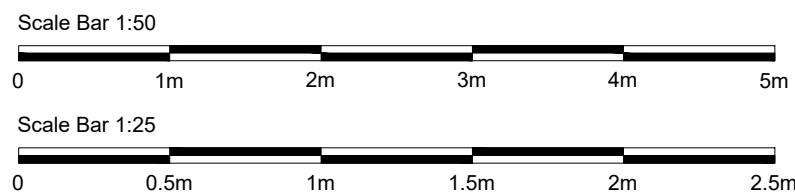
1 : 25



603.1

Floorplan

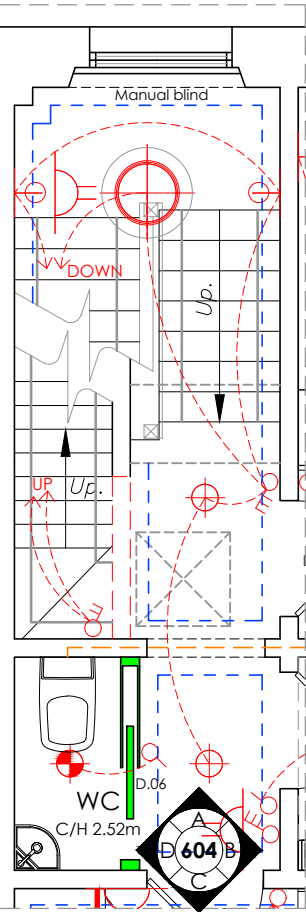
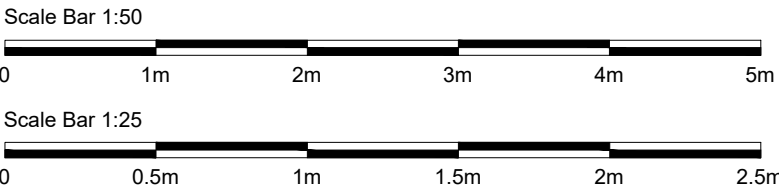
1 : 50



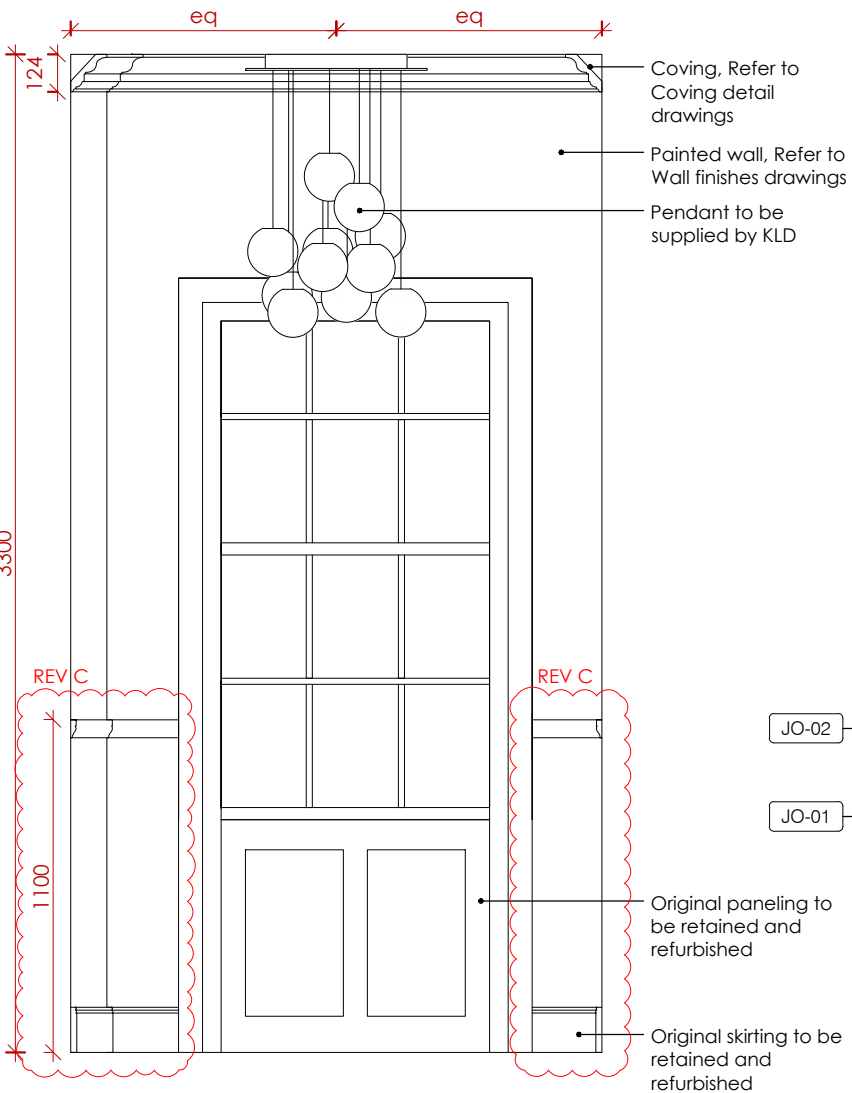
KLD DESIGN INTENT ONLY DRAWING. PLEASE
NOTE ALL DIMENSIONS ARE APPROXIMATE
AND SUBJECT TO SITE SURVEY.

ALL DRAWINGS ARE SUBJECT TO COST
AGREEMENT BEFORE WORKS COMMENCE.

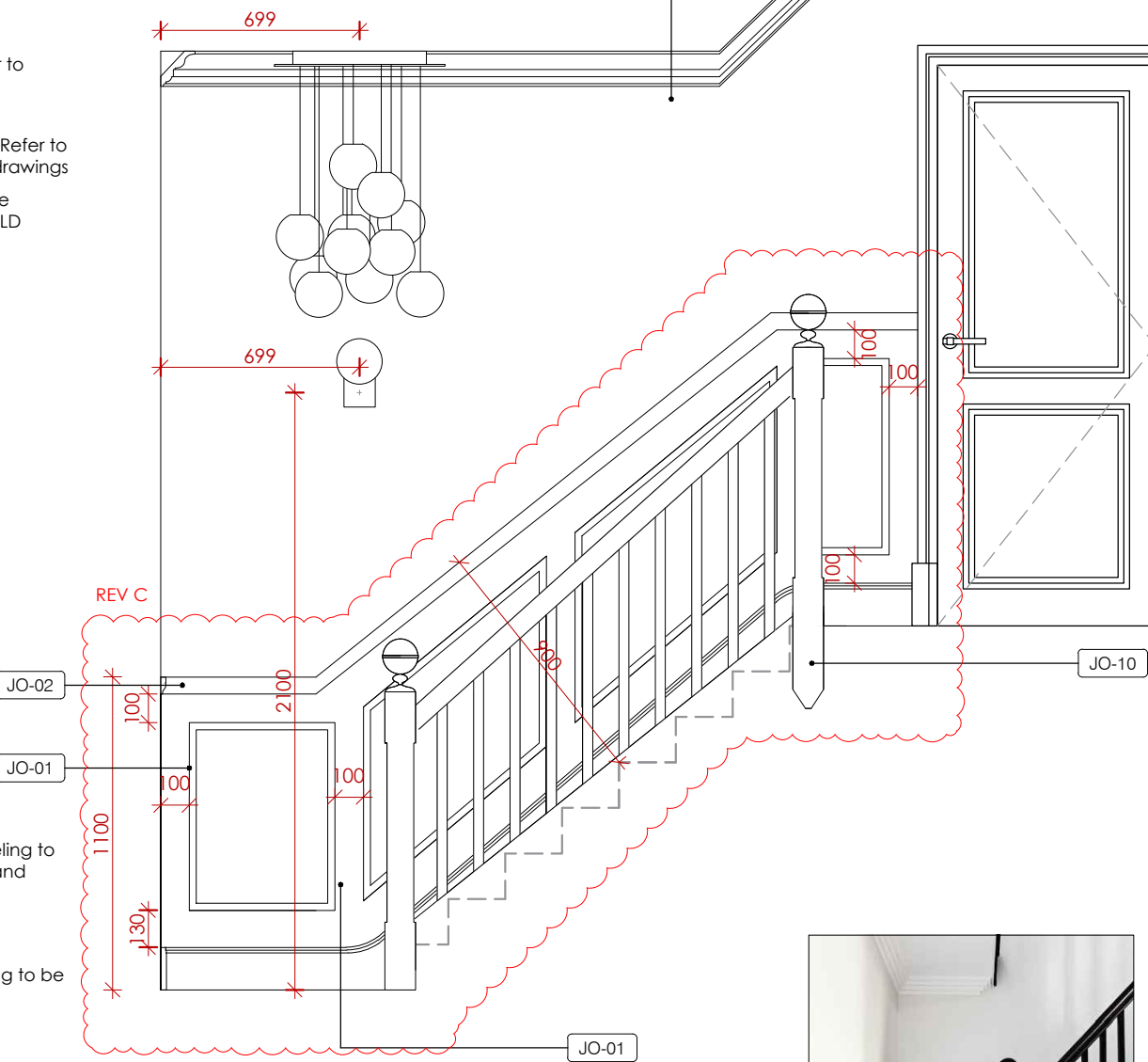
A	Original coving retained. Downlights removed. Track lighting added	10/03/25
Rev:	Description:	Date:
Title:		
Kitchen Proposed Elevations		
<div><div>Kathryn Levitt Design</div><div>KATHRYN LEVITT DESIGN LTD Goodwin House, 5 Union court, Richmond London, Surrey TW9 1AA Tel 020 8948 1223 e: ideas@kathrynlevittdesign.com</div></div>		
Client: Ms Elizabeth Owens		
Property Site: Charrington Street		
Job No: 1690 Drawing No: 603.1 Revision: A		
Scale: 1:50,1:25 @A3 Date: 25.09.24 Drawn by: ERB		
Status: For Discussion		
<small>Dimensions to be verified on site. Figured dimensions to be taken in preference to those scaled This drawing is the property of Kathryn Levitt Design Ltd. Copyright is reserved by them and the drawing is issued on the condition that it is not copied, reproduced, retained or disclosed to any unauthorised person either wholly or in part without the consent in writing of Kathryn Levitt Design Ltd. Registered in England and Wales No. 4986703 Registered Office 1 Park Road, Hampton Wick, Kingston Upon Thames, Surrey KT1 4AS</small>		



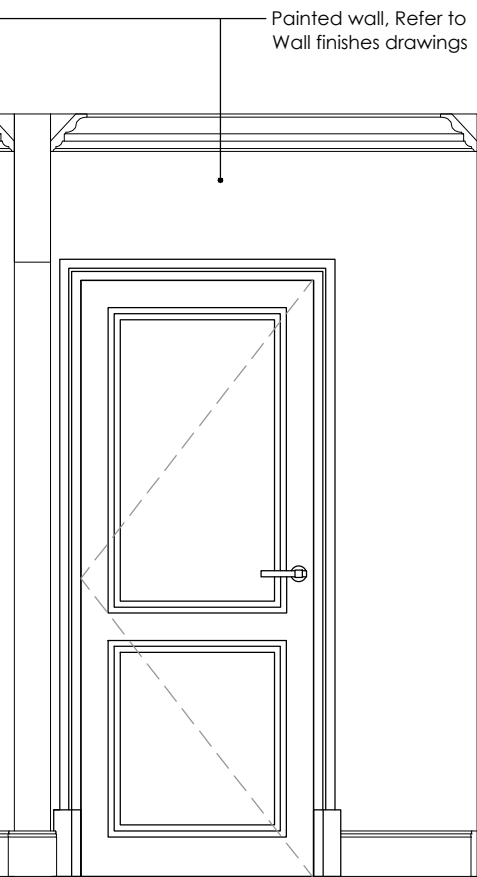
604 Floorplan 1 : 50



A 604 Elevation A 1 : 25



B 604 Elevation B 1 : 25



C 604 Elevation C 1 : 25



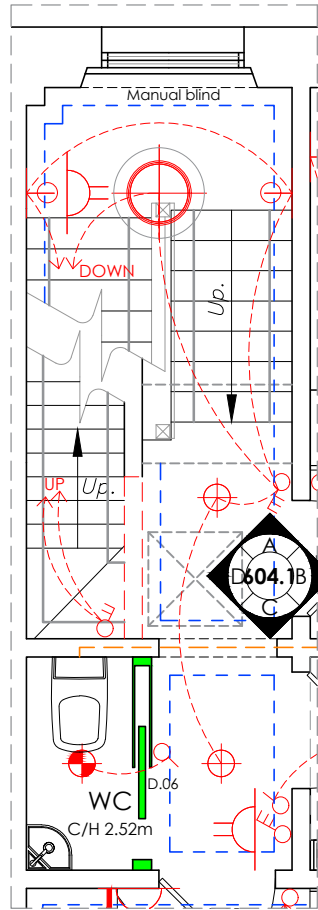
604 Balustrade Concept Image NTS

JOINERY SPECIFICATION	
JO-01	Astragal MDF Panel Moulding, Skirting World, Width 25, Thickness 15mm, Painted to match wall colour
JO-02	Lambus tongue 2 MDF Dado rail, Skirting world, Width 60mm, Thickness 18mm, Painted to match wall colour - TBC
JO-10	Balustrade with 70mm oval handrail, plain square edge spindels and newel posts as per concept image. All sprayed in matt lacquer to match F&B Off Black, No. 57.

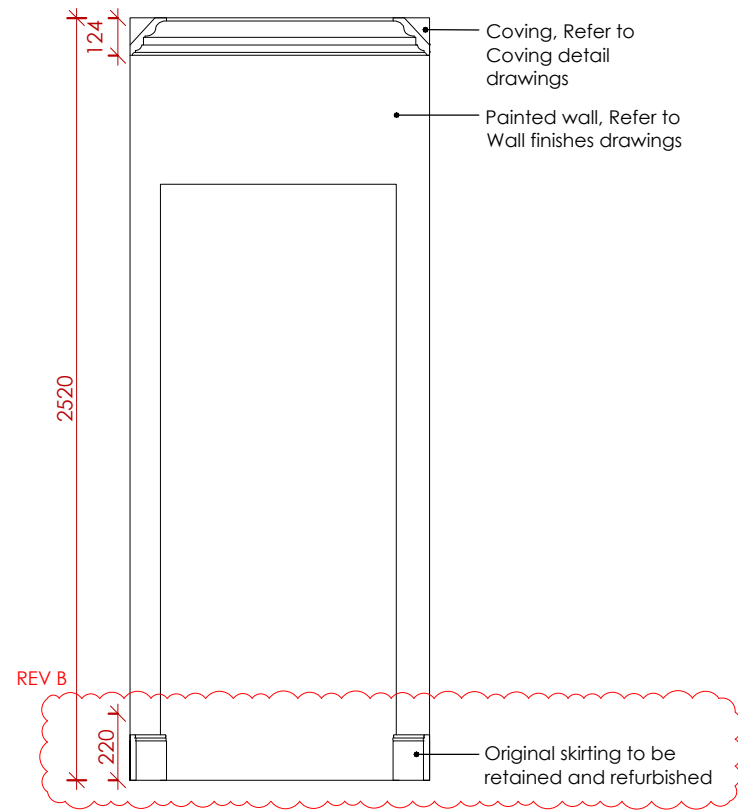
KLD DESIGN INTENT ONLY DRAWING. PLEASE NOTE ALL DIMENSIONS ARE APPROXIMATE AND SUBJECT TO SITE SURVEY.

ALL DRAWINGS ARE SUBJECT TO COST AGREEMENT BEFORE WORKS COMMENCE.

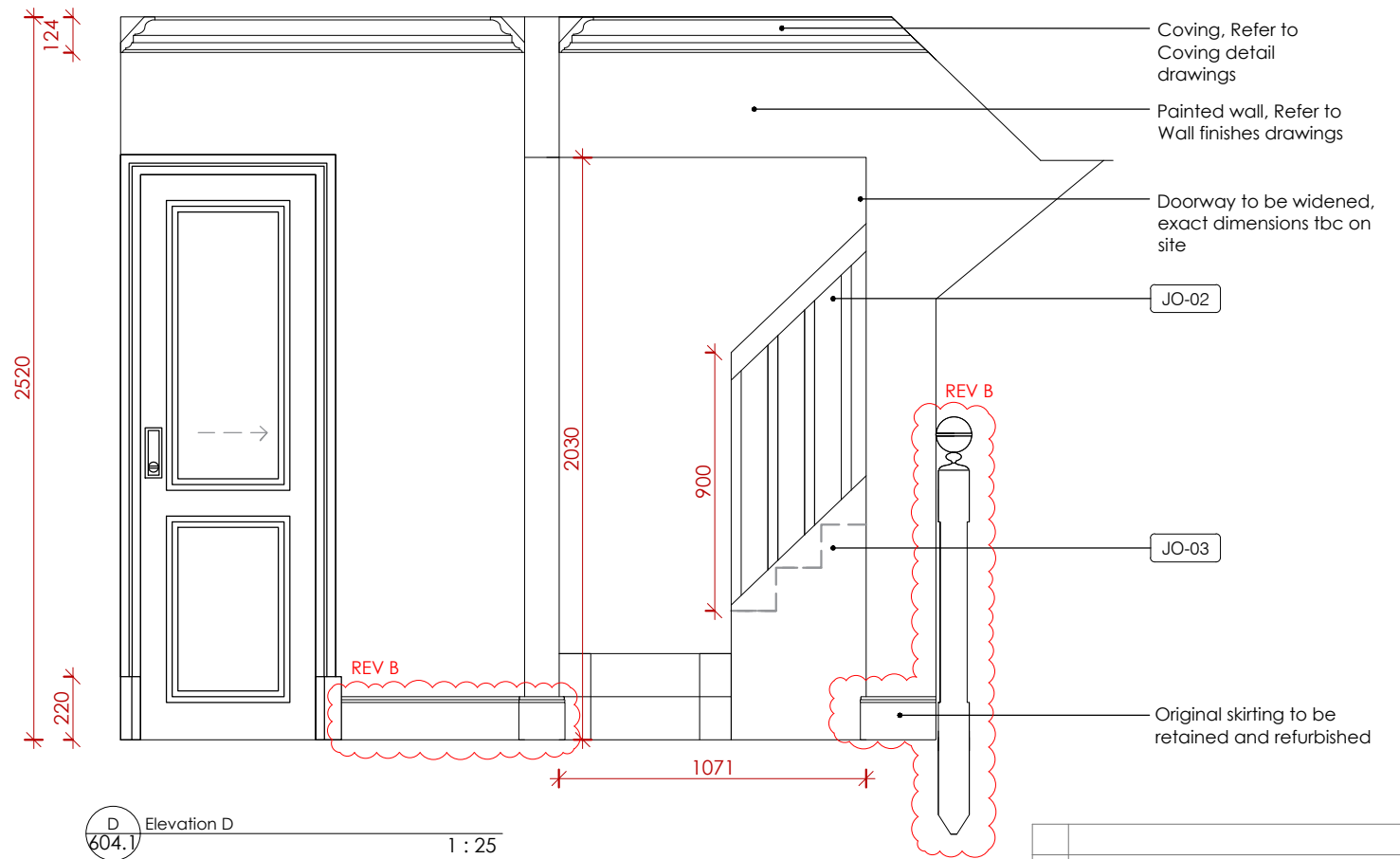
Title: Second Floor Common Parts Proposed Elevations		
Kathryn Levitt Design		
KATHRYN LEVITT DESIGN LTD Goodwin House, 5 Union court, Richmond London, Surrey TW9 1AA Tel 020 8948 1223 e: ideas@kathrynlevittdesign.com		
Client: Ms Elizabeth Owens		
Property Site: Charrington Street		
Job No: 1690	Drawing No: 604	Revision: C
Scale: 1:50, 1:25@A3	Date: 25.09.24	Drawn by: ERB
Status: For Discussion		
Dimensions to be verified on site. Figured dimensions to be taken in preference to those scaled. This drawing is the property of Kathryn Levitt Design Ltd. Copyright is reserved by them and the drawing is issued on the condition that it is not copied, reproduced, retained or disclosed to any unauthorised person either wholly or in part without the consent in writing of Kathryn Levitt Design Ltd.		
Registered in England and Wales No. 4986703 Registered Office 1 Park Road, Hampton Wick, Kingston Upon Thames, Surrey KT1 4AS		



604.1 Floorplan 1 : 50



604.1 C Elevation C 1 : 25



604.1 D Elevation D 1 : 25

JOINERY SPECIFICATION

JO-02	Balustrade - Timber handrail and spindles, detail to match Main staircase (except newel post), sprayed in matt lacquer to match F&B Off Black, No. 57.
JO-03	Staircase 2 - Staircase to be replaced and painted in F&B Wevet, Estate Eggshell. Runner to match Main staircase as per Floor finishes drawing.

Scale Bar 1:50



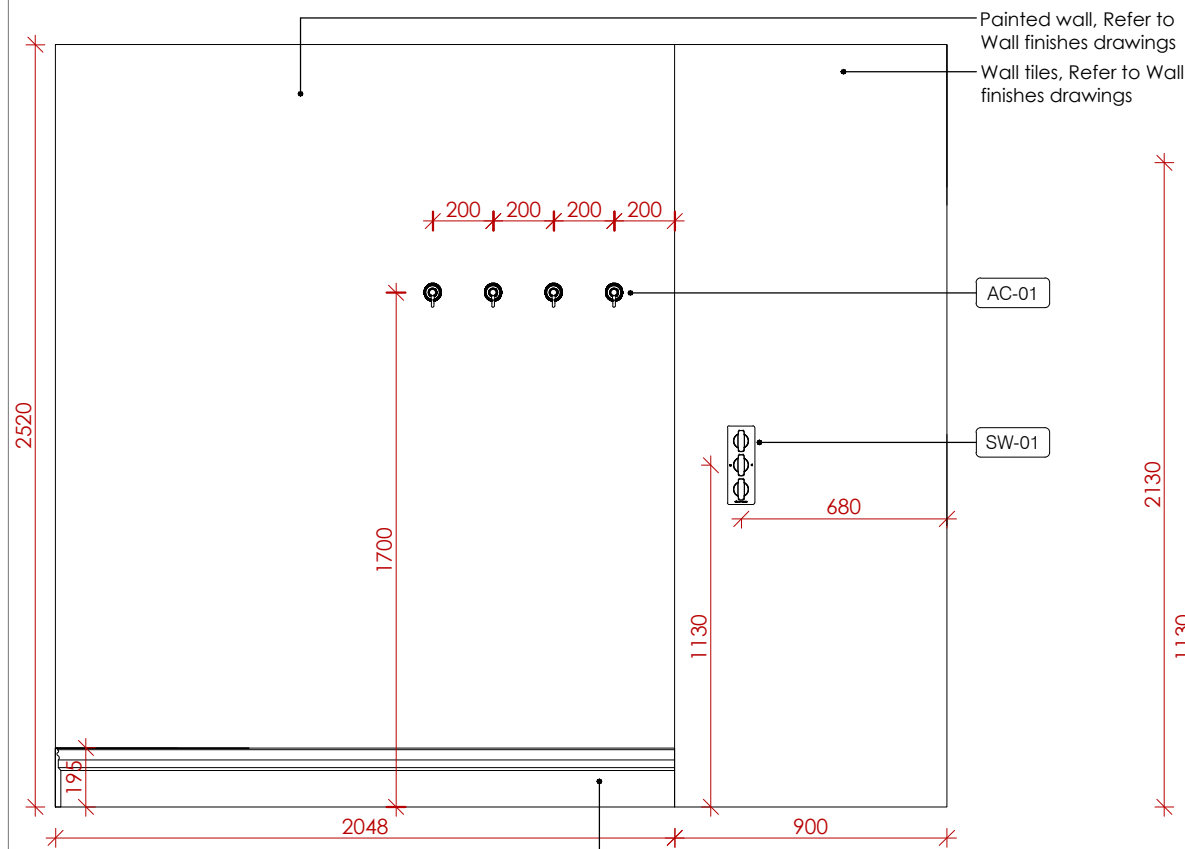
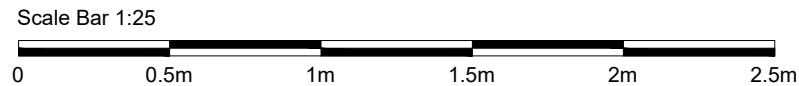
Scale Bar 1:25



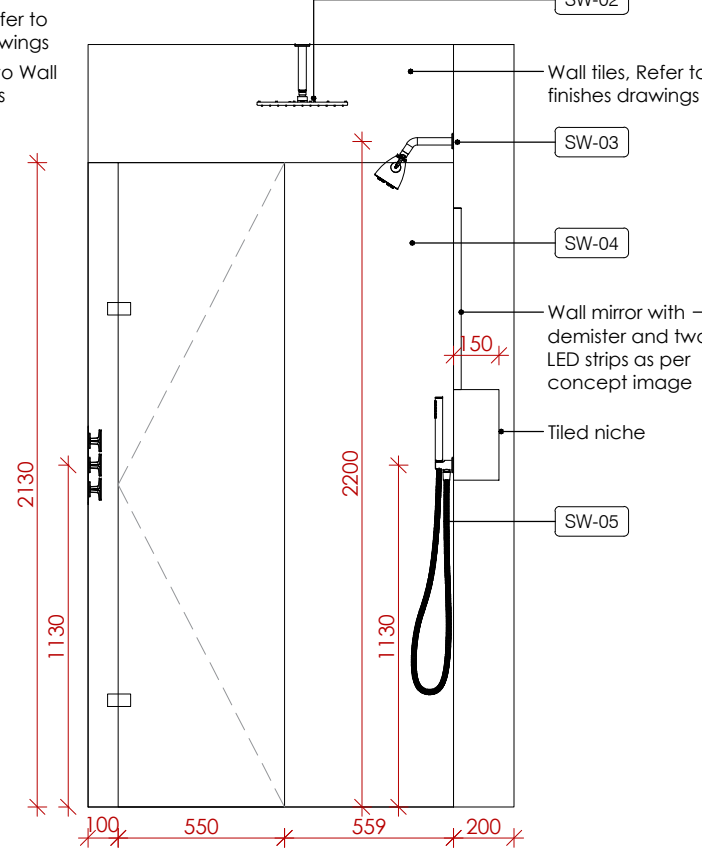
KLD DESIGN INTENT ONLY DRAWING. PLEASE
NOTE ALL DIMENSIONS ARE APPROXIMATE
AND SUBJECT TO SITE SURVEY.

ALL DRAWINGS ARE SUBJECT TO COST
AGREEMENT BEFORE WORKS COMMENCE.

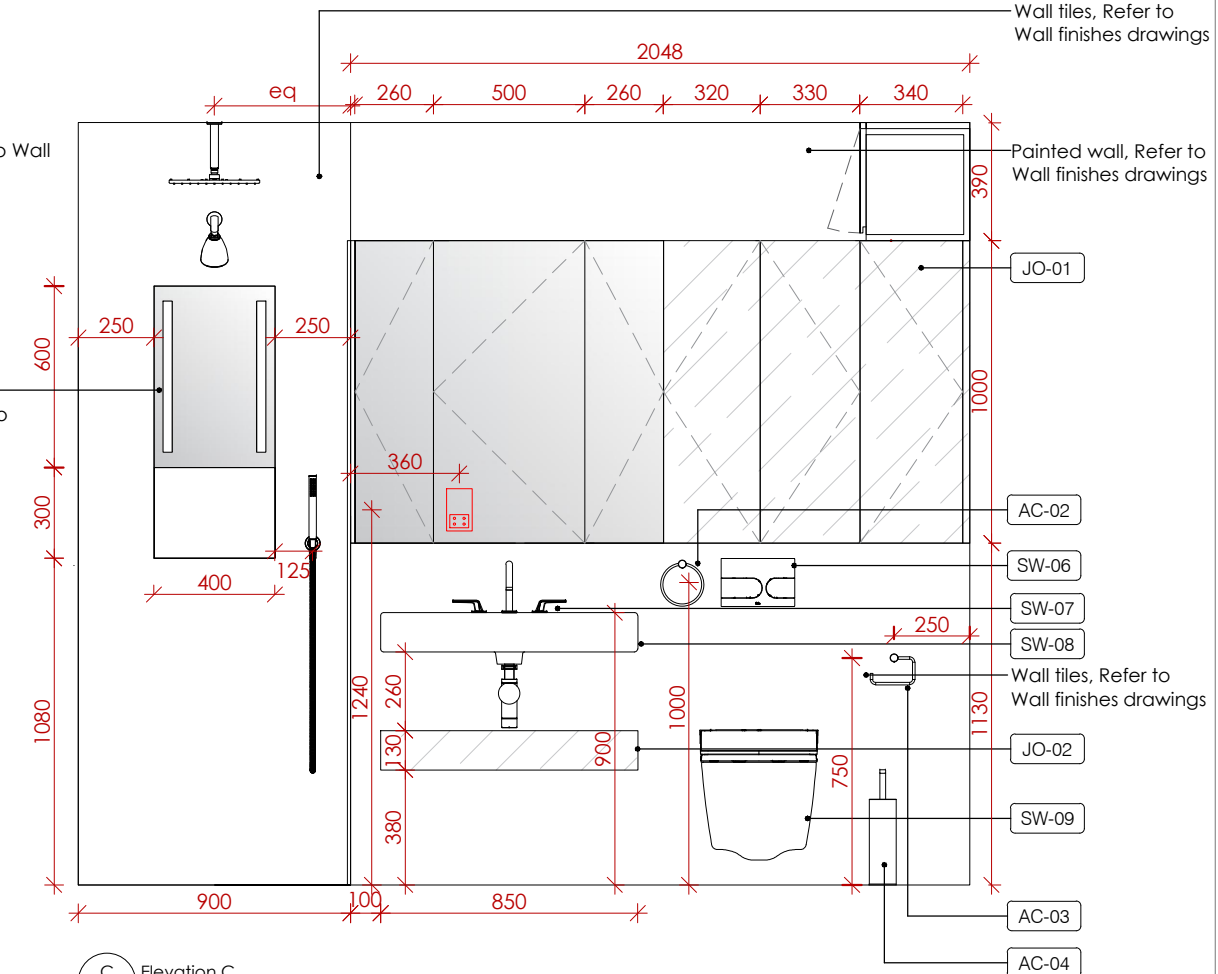
B	Original skirting retained, Newel post updated	10/03/25
A	Doorway widened and section of staircase shown	13/12/24
Rev:	Description:	Date:
Title:		
Second Floor Common Parts Proposed Elevations		
Kathryn Levitt Design		
KATHRYN LEVITT DESIGN LTD Goodwin House, 5 Union court, Richmond London, Surrey TW9 1AA Tel 020 8948 1223 e: ideas@kathrynlevittdesign.com		
Client: Ms Elizabeth Owens		
Property Site: Charrington Street		
Job No: 1690	Drawing No: 604.1	Revision: B
Scale: 1:50, 1:25@A3	Date: 25.09.24	Drawn by: ERB
Status: For Discussion		
Dimensions to be verified on site. Figured dimensions to be taken in preference to those scaled This drawing is the property of Kathryn Levitt Design Ltd. Copyright is reserved by them and the drawing is issued on the condition that it is not copied, reproduced, retained or disclosed to any unauthorised person either wholly or in part without the consent in writing of Kathryn Levitt Design Ltd. Registered in England and Wales No. 4986703 Registered Office 1 Park Road, Hampton Wick, Kingston Upon Thames, Surrey KT1 4AS		



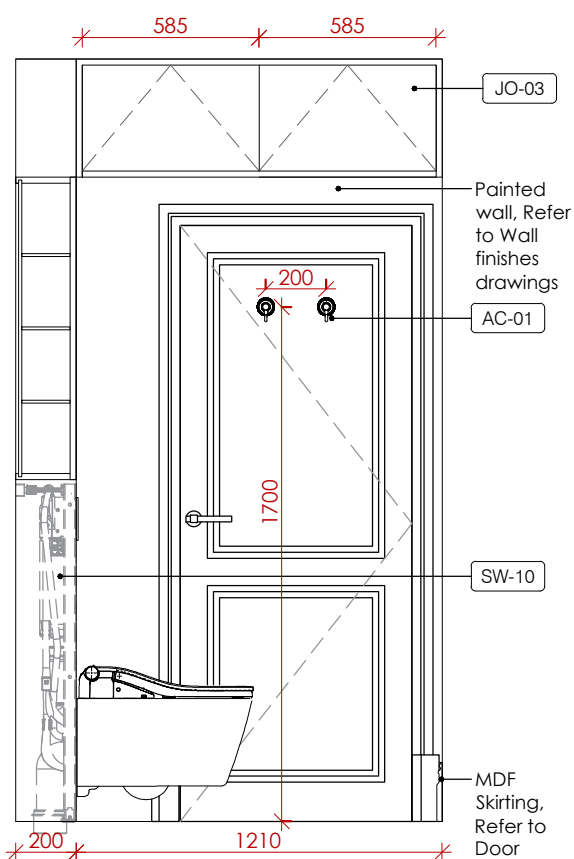
A
605
Elevation A
1 : 25



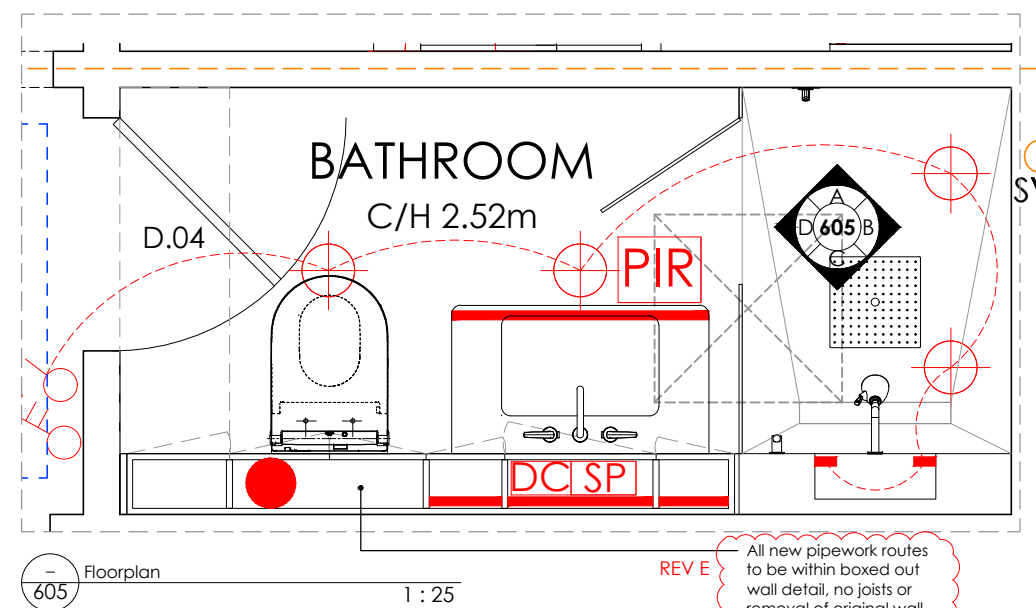
B
605
Elevation B
1 : 25



C
605
Elevation C
1 : 25



D
605
Elevation D
1 : 25



605
Floorplan
1 : 25



605
Wall mirror concept image
NTS

ACCESSORIES SPECIFICATION	
AC-01	6x Wall hooks - Samuel Heath, Hook, N1432-ANT, Anthracite
AC-02	Towel ring - Samuel Heath, N5098-ANT, Anthracite
AC-03	Toilet roll holder - Samuel Heath, N5037-ANT, Anthracite
AC-04	Toilet brush - Samuel Heath, Freestanding toilet brush, L5044-ANT, Anthracite

SANITARY WARE SPECIFICATION	
SW-01	Shower valves - Samuel Heath, Trim set for V132-IS thermostatic valve - 2 way diverter with flow control for 3rd outlet, T2003-TCBA-ANT, Anthracite finish, incl associated rough parts
SW-02	Ceiling shower head - Samuel Heath, 1/2" Ceiling tube for shower head, 151mm length, T2069-ANT & 300mm Square easy clean shower head, V379-ANT, Anthracite finish
SW-03	Wall mounted shower head - Samuel Heath, Adjustable 8-jet Easy Clean Shower Head, T2079-8-ANT, Anthracite finish
SW-04	Shower screen with hinged door, minimal matt black fixing, tbc with KLD before ordering
SW-05	Hand held shower - Samuel Heath, 1.5m Braided hose V941-ANT, Wall outlet and bracket T2066-ANT, Easy clean hand shower V182-ANT, Anthracite finish
SW-06	Toilet flush plate - TOTO Push plate, MB175M#SS, Stainless steel
SW-07	Washbasin tap - Samuel Heath, Speed forme, T20K14-CTL-ANT, 3 Hole basin filler without pop-up waste, 170mm spout height, Anthracite, matching pop up waste and basin trap
SW-08	Wall mounted washbasin - Duravit, Vero, Model-No. 032985, Rectangular, White High Gloss, With tap hole platform, Underside glazed, 850 mm
SW-09	Toilet - TOTO WASHLET® RW auto flush incl. remote control, Product code: TCF802C2G, Required accessory: WC RP, wall-hung only for WASHLET® CW542ERY, Connecting set for WASHLET® with hidden connections, SP10695UN - tbc by client
SW-10	WC Frame - TOTO, Frame system for WASHLET® with automatic flush, WH182EAT

JOINERY SPECIFICATION	
JO-01	Recessed cupboard in stained oak to match KLD sample, 3x mirrored doors with demisters and 3 internal adjustable glass shelves in each compartment, Shaver socket inside cabinet and internal LED lighting in 3x compartments
JO-02	Wall mounted shelf in stained oak to match KLD sample with undermounted LED strip
JO-03	Wall cupboard with 2x lift up doors with finger pull, sprayed in matt lacquer to match wall paint - F&B Skimming stone no. 241

ALL DRAWINGS ARE SUBJECT TO COST AGREEMENT BEFORE WORKS COMMENCE.

KLD DESIGN INTENT ONLY DRAWING. PLEASE NOTE ALL DIMENSIONS ARE APPROXIMATE AND SUBJECT TO SITE SURVEY.

UNDER FLOOR HEATING TO BE ELECTRIC.

E	New WC pipework note added	26/03/25
D	Wall mirror concept image shown	12/02/25
C	Ceiling shower head added, Wall mounted shower head replaced, Ledge & towel heater removed, Wall mirror updated & LED lighting added, WC model updated, Hooks replaced and 4x hooks added, Wall cupboard added, Underfloor heating note added	23/01/25
B	Shower screen height increased	08/01/25
A	Wall mirror and ledge added, Toilet replaced with TOTO, Accessories added	13/12/24
Rev:	Description:	Date:

Title: Bathroom Proposed Elevations

Kathryn Levitt Design
KATHRYN LEVITT DESIGN LTD
Goodwin House, 5 Union court, Richmond
London, Surrey TW9 1AA
Tel 020 8948 1223
e: ideas@kathrynlevittdesign.com

Client: Ms Elizabeth Owens

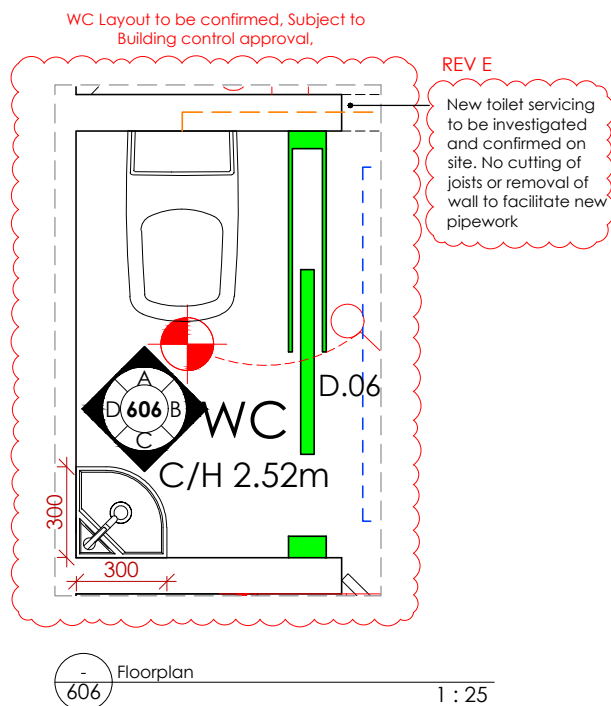
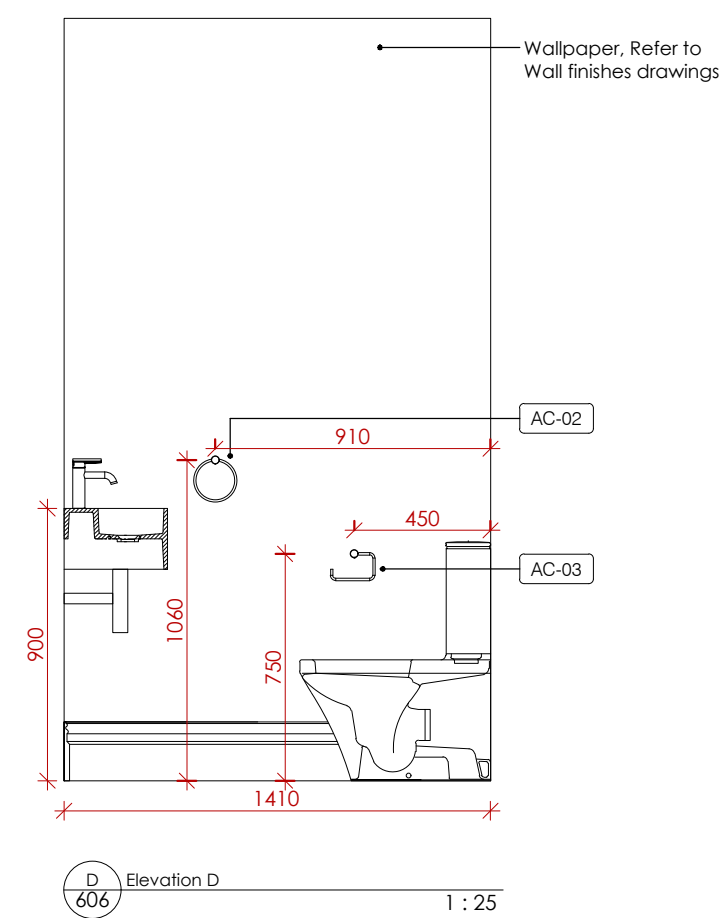
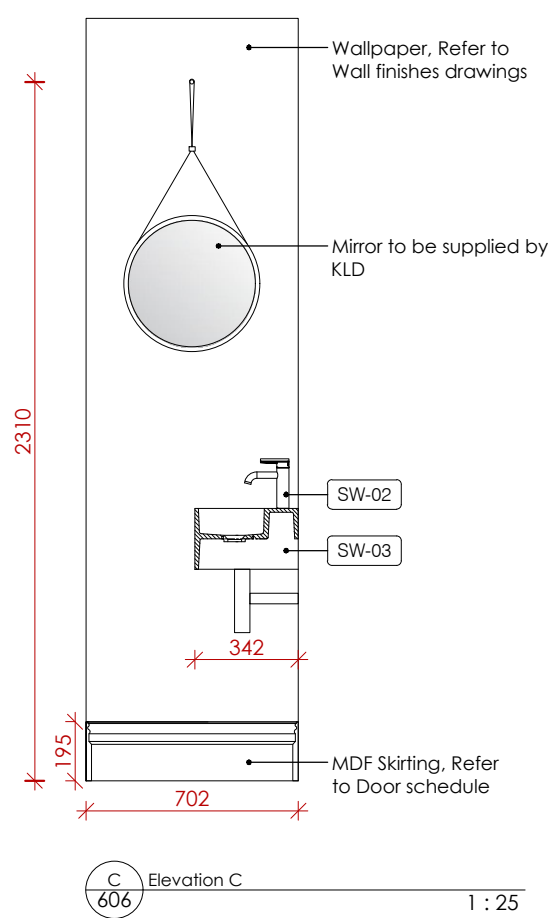
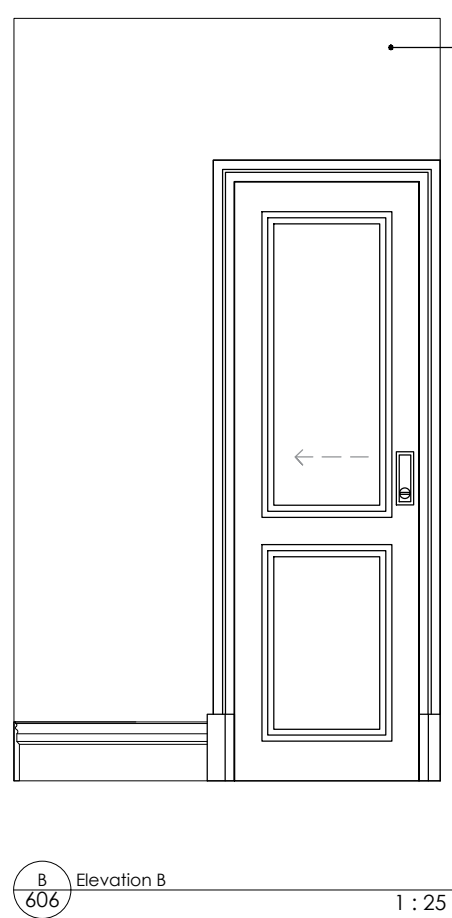
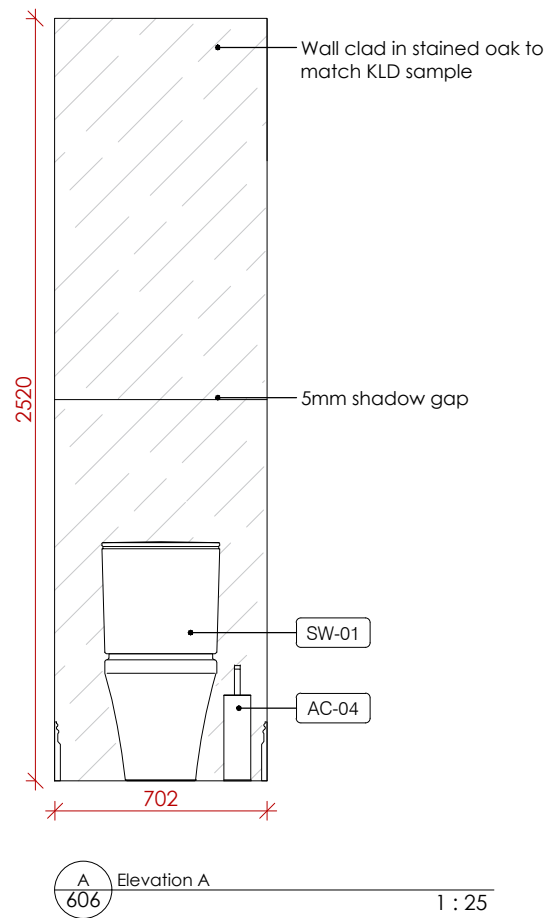
Property Site: Charrington Street

Job No: 1690 Drawing No: 605 Revision: E

Scale: 1:25@A3 Date: 25.09.24 Drawn by: ERB

Status: For Discussion

Dimensions to be verified on site. Figured dimensions to be taken in preference to those scaled
This drawing is the property of Kathryn Levitt Design Ltd. Copyright is reserved by them and the drawing is issued on the condition that it is not copied, reproduced, retained or disclosed to any unauthorised person either wholly or in part without the consent in writing of Kathryn Levitt Design Ltd.
Registered in England and Wales No. 4986703
Registered Office 1 Park Road, Hampton Wick, Kingston Upon Thames, Surrey KT1 4AS



SANITARY WARE SPECIFICATION	
SW-01	Duravit DuraStyle Short Projection Close Coupled Toilet with cistern + Seat Soft Close 006379, White high gloss
SW-03	Basin tap - Samuel Heath, Speed Forme, Single lever basin mixer without pop-up waste, T2010-CTL, Anthracite, incl matching trap
SW-04	Basin - Lusso, Cantiera Terracotta Concrete Wall Hung Corner Basin 300mm, incl matching waste
SW-05	WC Frame - TOTO, Frame system for WASHLET® with automatic flush

ACCESSORIES SPECIFICATION	
AC-02	Towel ring - Samuel Heath, N5098-ANT, Anthracite
AC-03	Toilet roll holder - Samuel Heath, N5037-ANT, Anthracite
AC-04	Toilet brush - Samuel Heath, Freestanding toilet brush, L5044-ANT, Anthracite

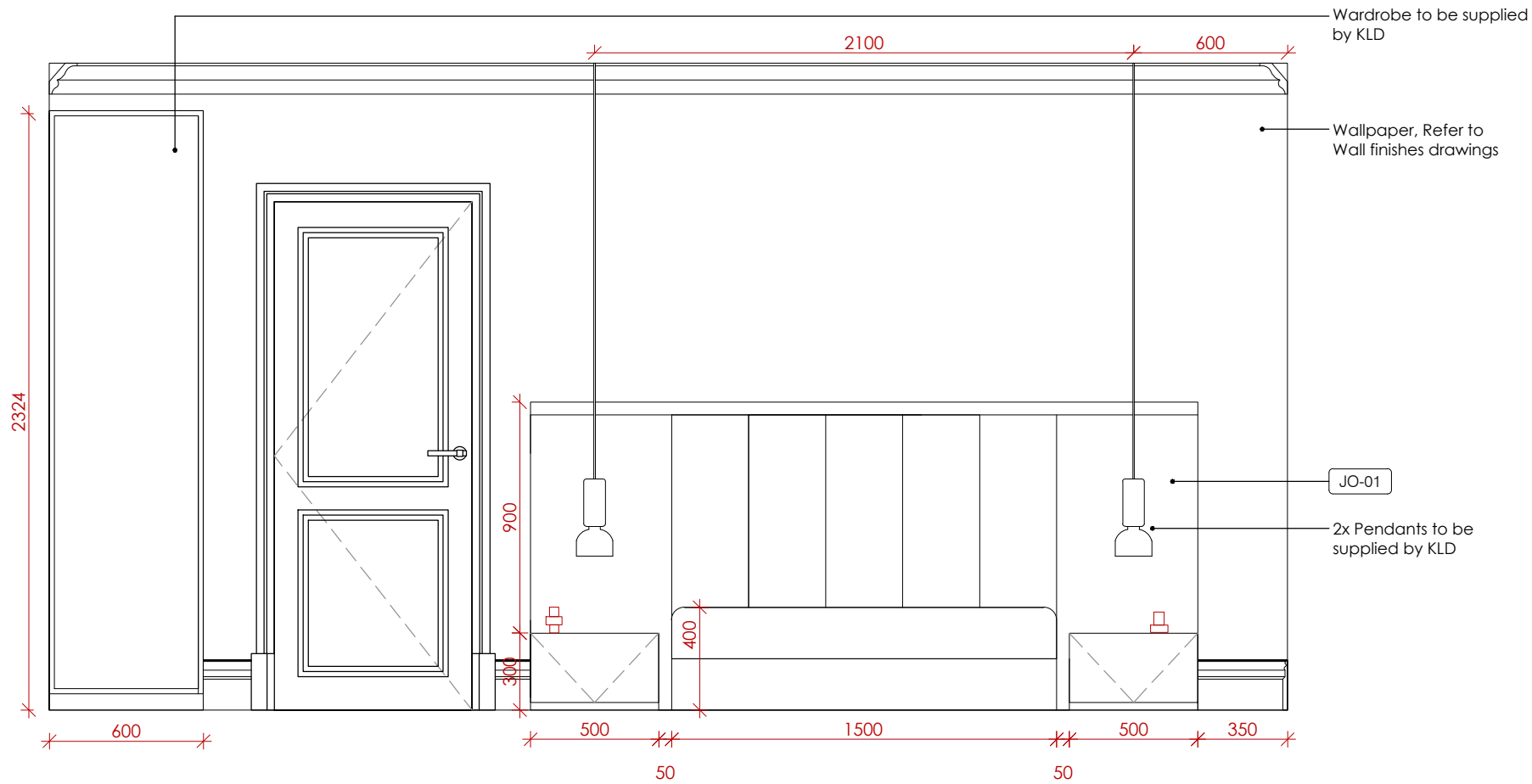


ALL DRAWINGS ARE SUBJECT TO COST AGREEMENT BEFORE WORKS COMMENCE.

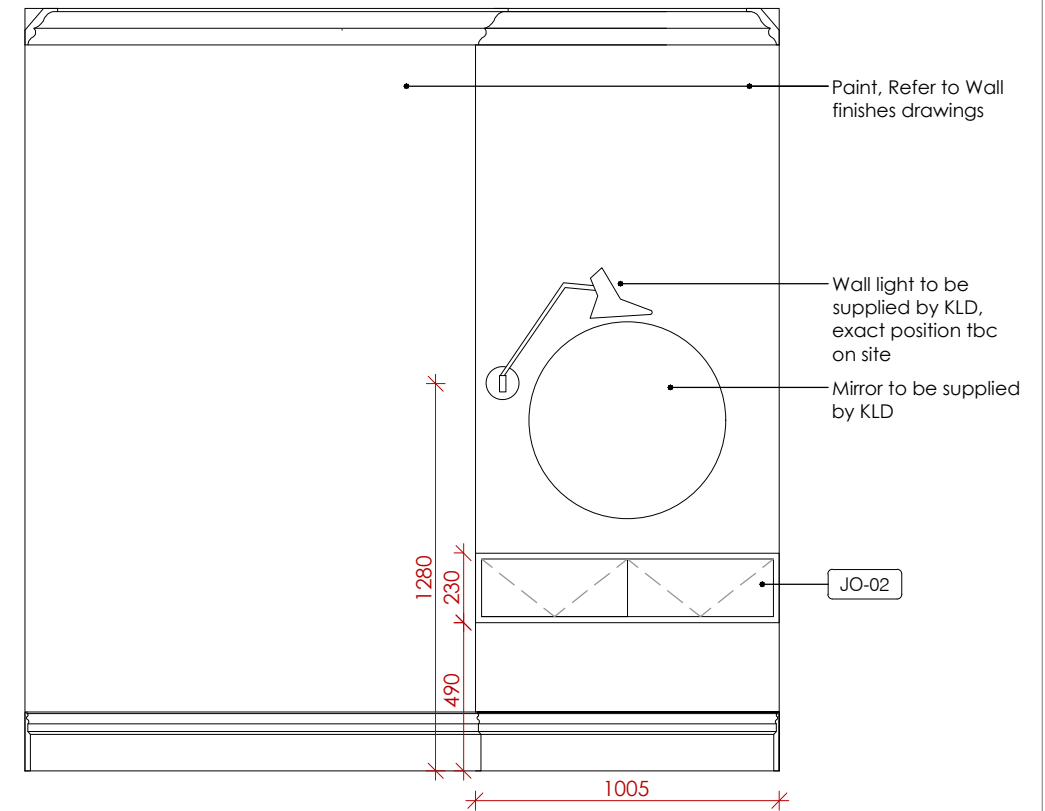
KLD DESIGN INTENT ONLY DRAWING. PLEASE NOTE ALL DIMENSIONS ARE APPROXIMATE AND SUBJECT TO SITE SURVEY.

UNDER FLOOR HEATING TO BE ELECTRIC.

E	New WC pipework note added	26/03/25
D	Wall cladding shadow gap added	12/02/25
C	TOTO toilet replaced with standard model, Underfloor heating note added	23/01/25
B	Washbasin waste and trap specified	08/01/25
A	Toilet replaced with TOTO, Accessories added	13/12/24
Rev:	Description:	Date:
Title: WC Proposed Elevations		
Kathryn Levitt Design		
KATHRYN LEVITT DESIGN LTD Goodwin House, 5 Union court, Richmond London, Surrey TW9 1AA Tel 020 8948 1223 e: ideas@kathrynlevittdesign.com		
Client: Ms Elizabeth Owens		
Property Site: Charrington Street		
Job No: 1690 Drawing No: 606 Revision: E		
Scale: 1:25@A3 Date: 25.09.24 Drawn by: ERB		
Status: For Discussion		
Dimensions to be verified on site. Figured dimensions to be taken in preference to those scaled. This drawing is the property of Kathryn Levitt Design Ltd. Copyright is reserved by them and the drawing is issued on the condition that it is not copied, reproduced, retained or disclosed to any unauthorised person either wholly or in part without the consent in writing of Kathryn Levitt Design Ltd. Registered in England and Wales No. 4984703 Registered Office 1 Park Road, Hampton Wick, Kingston Upon Thames, Surrey KT1 4AS		



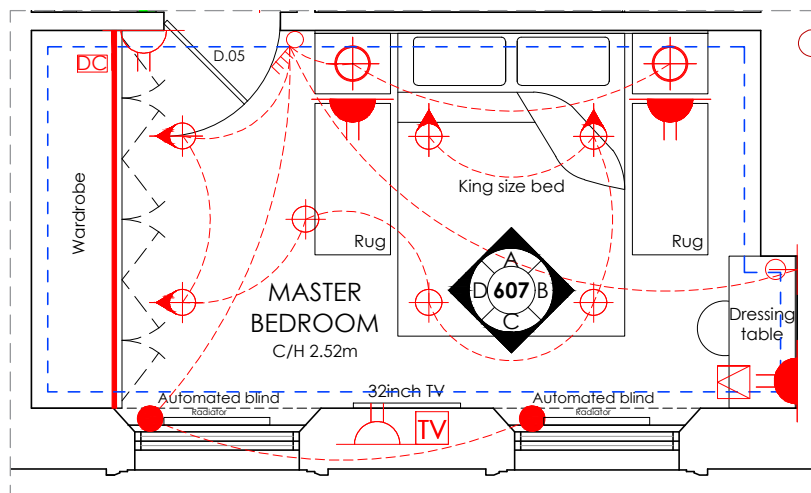
A
607 Elevation A 1 : 25



B
607 Elevation B 1 : 25

JOINERY WARE SPECIFICATION

JO-01	Headboard as per concept image with upholstered middle section, with 2x bedside drawers on push catch. All in stained oak to match KLD sample.
JO-02	Wall mounted dressing table in stained oak to match KLD sample, with 2x drawers on push catch



-
607 Floorplan 1 : 50

Scale Bar 1:50



Scale Bar 1:25



KLD DESIGN INTENT ONLY DRAWING. PLEASE NOTE ALL DIMENSIONS ARE APPROXIMATE AND SUBJECT TO SITE SURVEY.

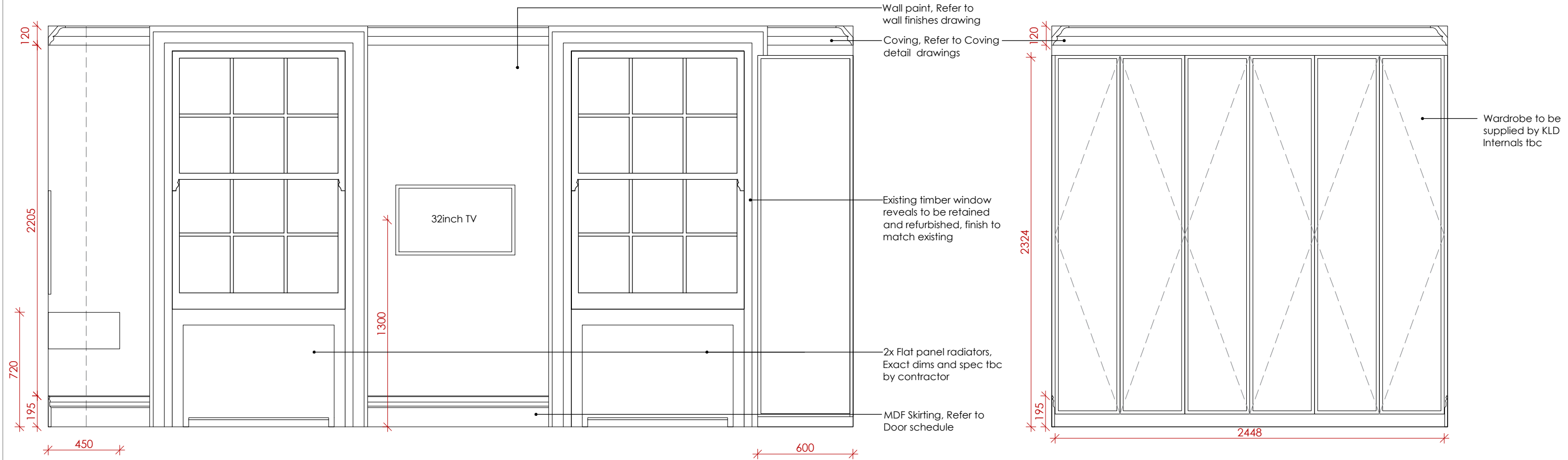
ALL DRAWINGS ARE SUBJECT TO COST AGREEMENT BEFORE WORKS COMMENCE.



-
607 Headboard Concept Image

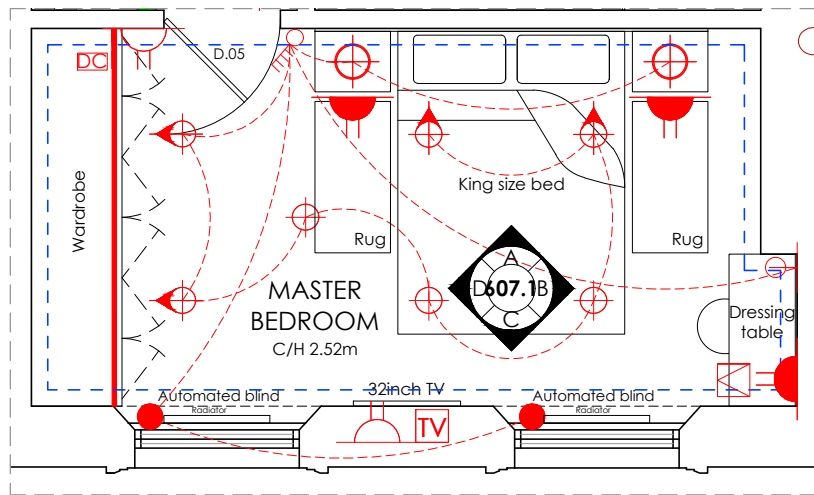
NTS

D	FCU removed	26/03/25
C	Radiators shown	10/03/25
B	MB Wall light updated and moved	08/01/25
A	Padded headboard added and FCU added	13/12/24
Rev:	Description:	Date:
Title: Master Bedroom Proposed Elevations		
Kathryn Levitt Design		
KATHRYN LEVITT DESIGN LTD Goodwin House, 5 Union court, Richmond London, Surrey TW9 1AA Tel 020 8948 1223 e: ideas@kathrynlevittdesign.com		
Client: Ms Elizabeth Owens		
Property Site: Charrington Street		
Job No: 1690	Drawing No: 607	Revision: D
Scale: 1:50, 1:25@A3	Date: 25.09.24	Drawn by: ERB
Status: For Discussion		
Dimensions to be verified on site. Figured dimensions to be taken in preference to those scaled. This drawing is the property of Kathryn Levitt Design Ltd. Copyright is reserved by them and the drawing is issued on the condition that it is not copied, reproduced, retained or disclosed to any unauthorised person either wholly or in part without the consent in writing of Kathryn Levitt Design Ltd. Registered in England and Wales No. 4986703 Registered Office 1 Park Road, Hampton Wick, Kingston Upon Thames, Surrey KT1 4AS		



C Elevation C 1 : 25

D Elevation D 1 : 25



607.1 Floorplan 1 : 50


KLD DESIGN INTENT ONLY DRAWING. PLEASE NOTE ALL DIMENSIONS ARE APPROXIMATE AND SUBJECT TO SITE SURVEY.

ALL DRAWINGS ARE SUBJECT TO COST AGREEMENT BEFORE WORKS COMMENCE.

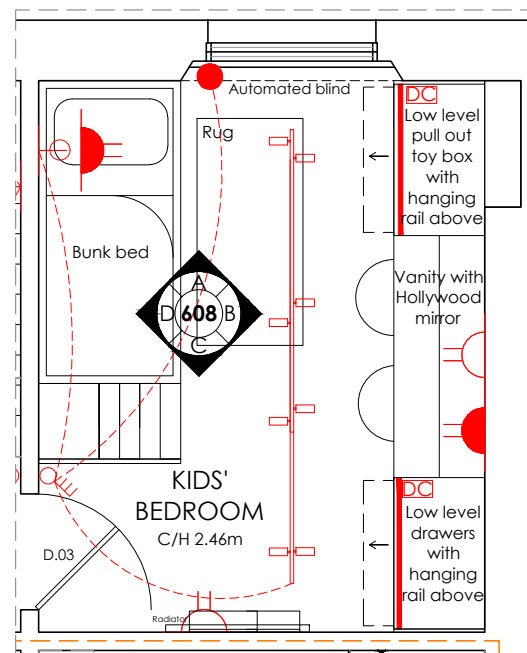
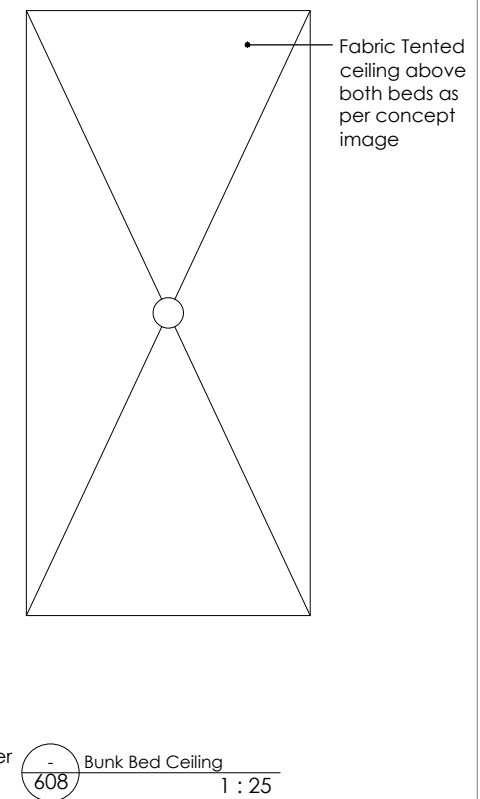
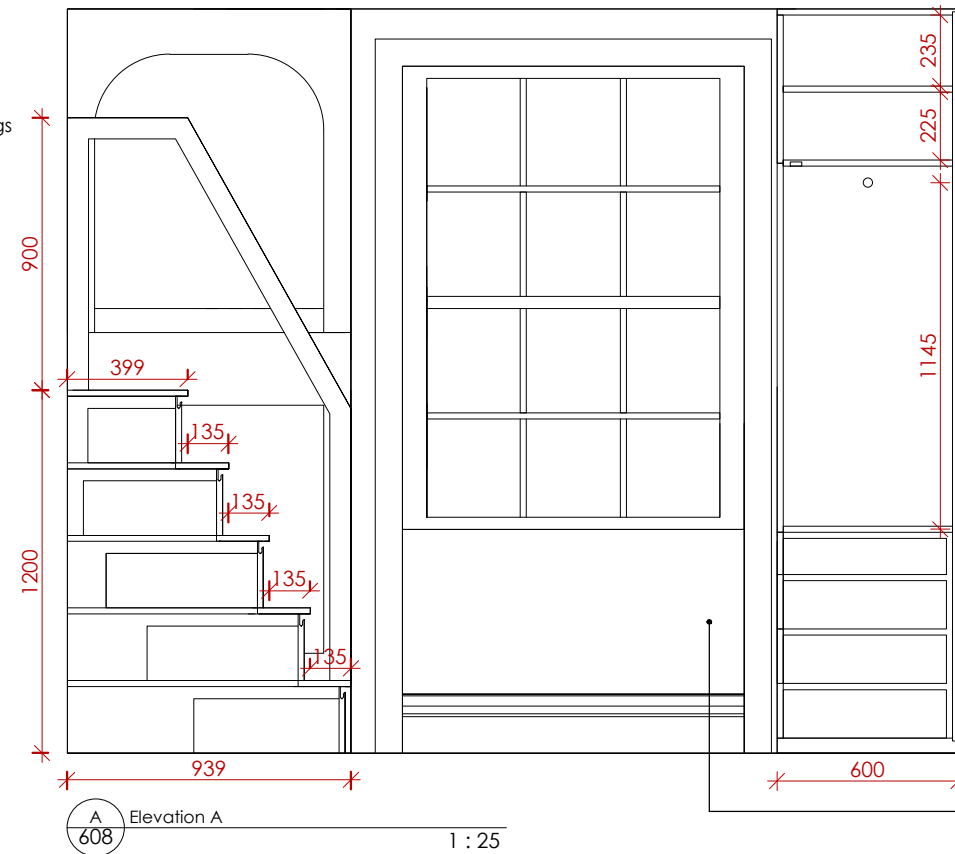
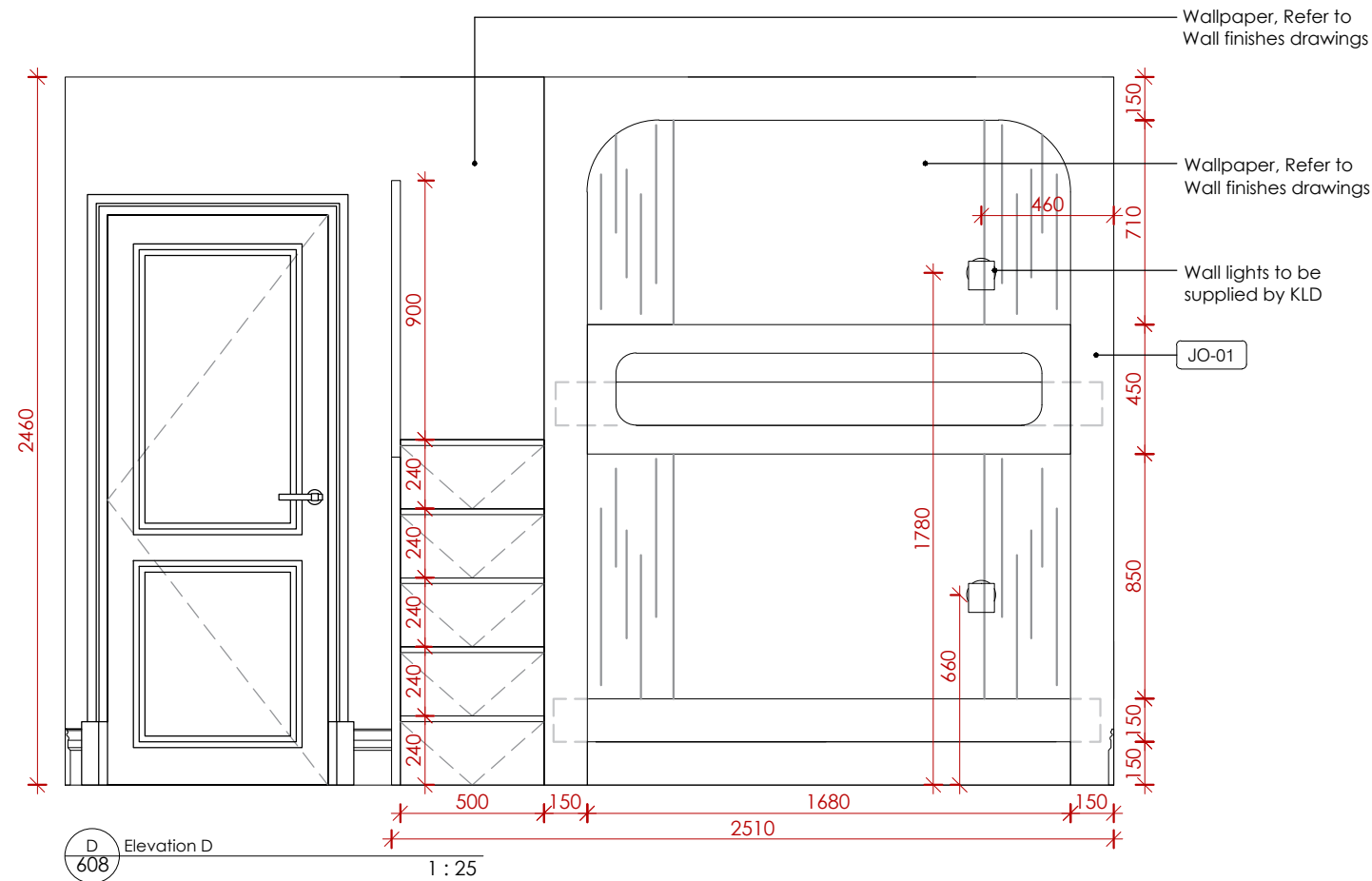
Scale Bar 1:50

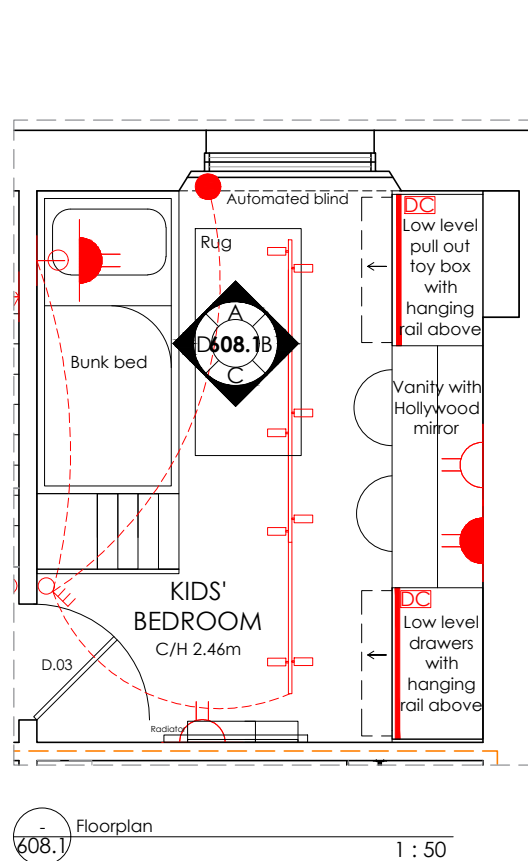
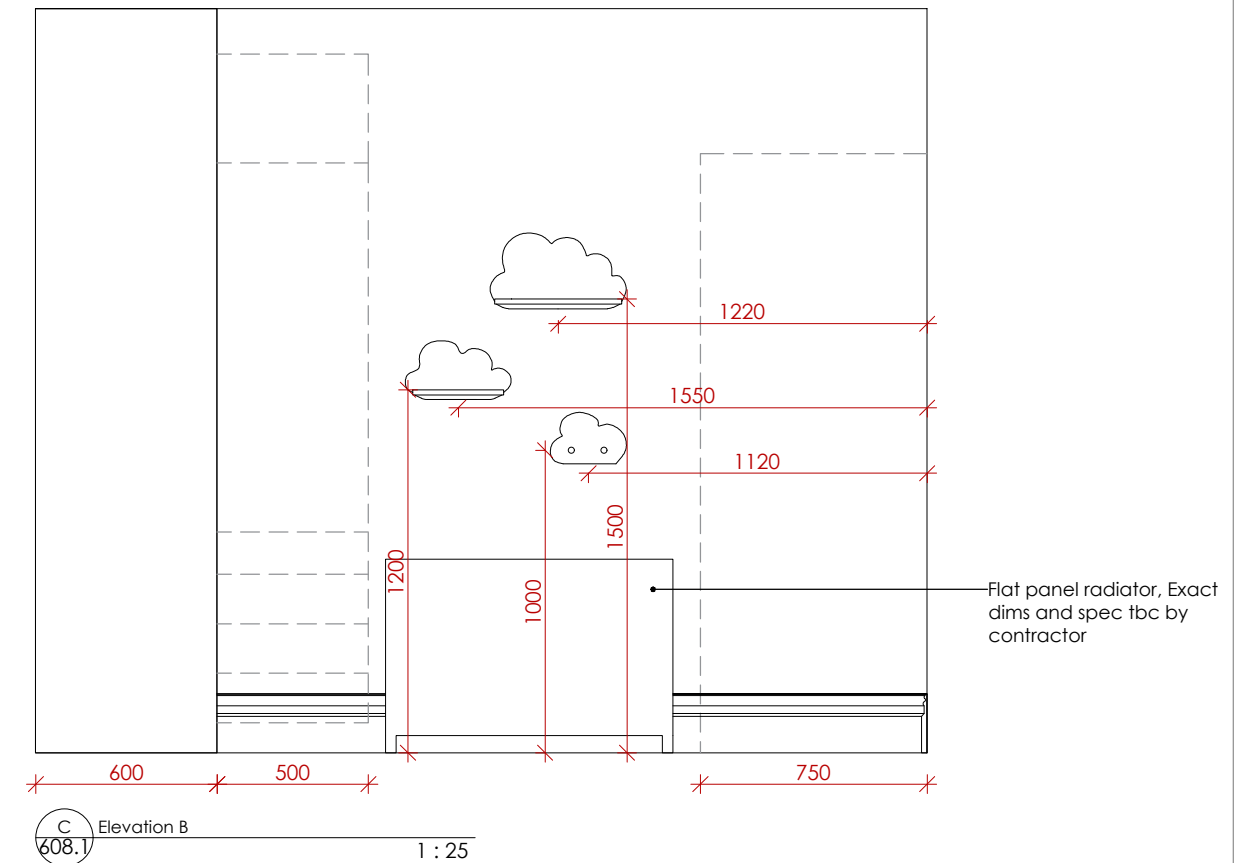
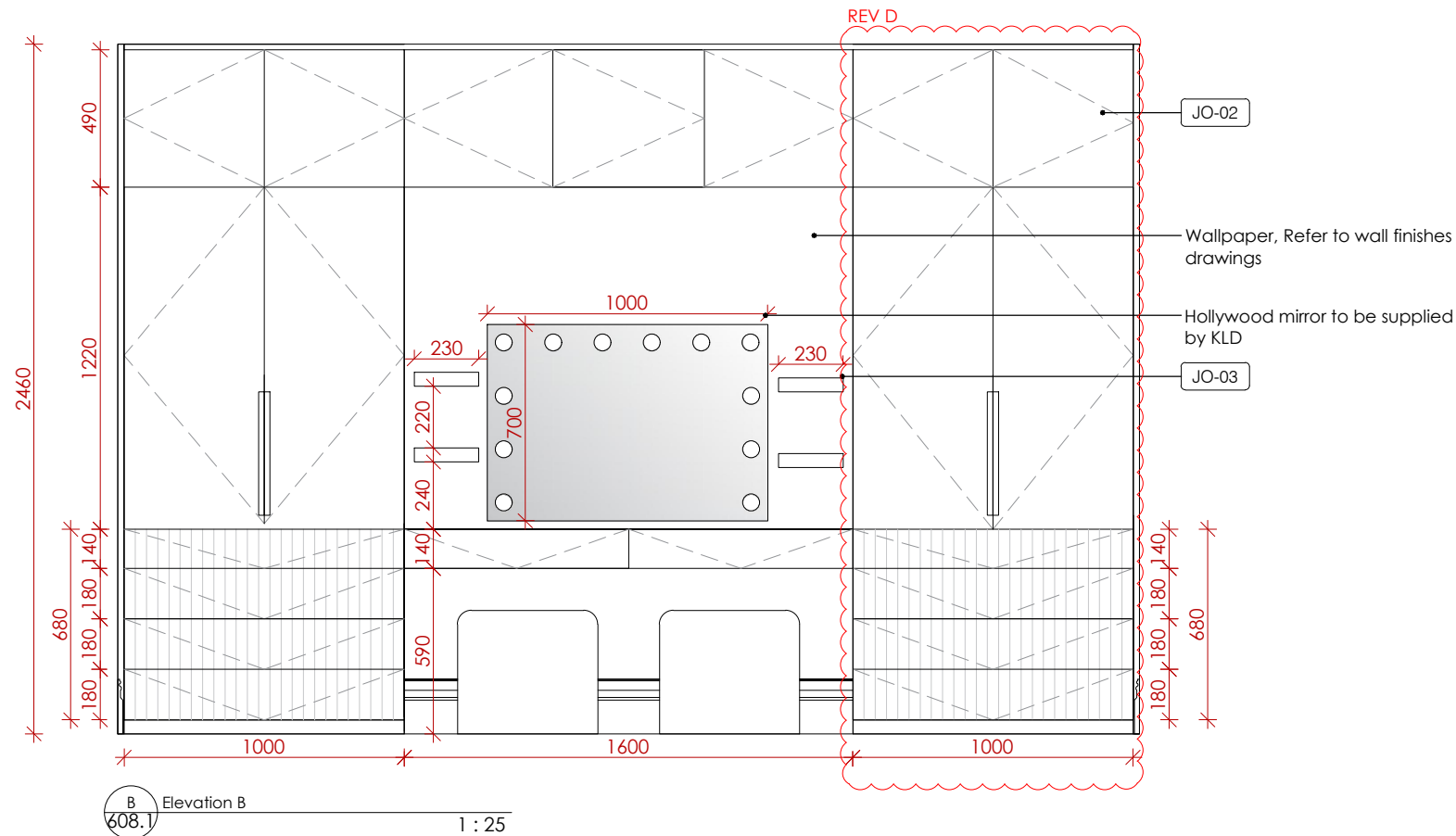


Scale Bar 1:25

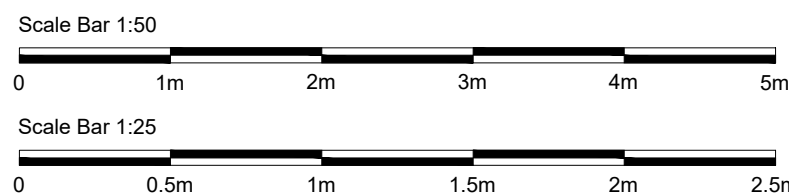


B	FCU removed	26/03/25
A	Radiators added	10/03/25
Rev:	Description:	Date:
Title:		
Master Bedroom Proposed Elevations		
<div><div><div>Kathryn Levitt Design</div></div><div><div>KATHRYN LEVITT DESIGN LTD</div><div>Goodwin House, 5 Union court, Richmond</div><div>London, Surrey TW9 1AA</div><div>Tel 020 8948 1223</div><div>e: ideas@kathrynlevittdesign.com</div></div></div>		
Client: Ms Elizabeth Owens		
Property Site: Charrington Street		
Job No: 1690		Drawing No: 607.1
		Revision: B
Scale: 1:50, 1:25@A3		Date: 25.09.24
		Drawn by: ERB
Status:		
For Discussion		
<div>Dimensions to be verified on site. Figured dimensions to be taken in preference to those scaled</div> <div>This drawing is the property of Kathryn Levitt Design Ltd. Copyright is reserved by them and the drawing is issued on the condition that it is not copied, reproduced, retained or disclosed to any unauthorised person either wholly or in part without the consent in writing of Kathryn Levitt Design Ltd.</div> <div>Registered in England and Wales No. 4986703</div> <div>Registered Office 1 Park Road, Hampton Wick, Kingston Upon Thames, Surrey KT1 4AS</div>		





SANITARY WARE SPECIFICATION	
JO-02	Freestanding Wardrobe as per concept image to include <ul style="list-style-type: none">1x tall unit with hinged doors on soft close hinges, sprayed in matt lacquer to match F&B Great white No. 2006. Pull handles in stained oak to match KLD sample. 1x internal hanging rail and 1x large pull out toy box on castors, with slatted fronts sprayed in matt lacquer to match Dulux Sof Stone, 17222, 80YR59089, W56 Light base. LED lighting to shelf above hanging rail1x tall unit with hinged doors on soft close hinges, sprayed in matt lacquer to match F&B Great white No. 2006. Pull handles in stained oak to match KLD sample. 3x internal shelves and 3x shallow drawers with finger pull detail and slatted fronts sprayed in matt lacquer to match Dulux Sof Stone, 17222, 80YR59089, W56 Light base. LED lighting to top shelf.3x double and 1x single upper unit with hinged doors and 1x internal adjustable shelf each, sprayed in matt lacquer to match F&B Great white No. 2006Plinth and all infill panels sprayed in matt lacquer to match F&B Great white No. 2006. All internals in XyloCleaf tbcDressing table with 2x drawers on push catch sprayed in matt lacquer to match Dulux Sof Stone, 17222, 80YR59089, W56 Light base.
JO-03	4x 50mm Wall Shelves sprayed in matt lacquer to match Dulux Soft Stone, 17222, 80YR59089, W56 Light base.



Wall shelves Concept Image

608.1

NTS



Wardrobe Concept Image

608.1

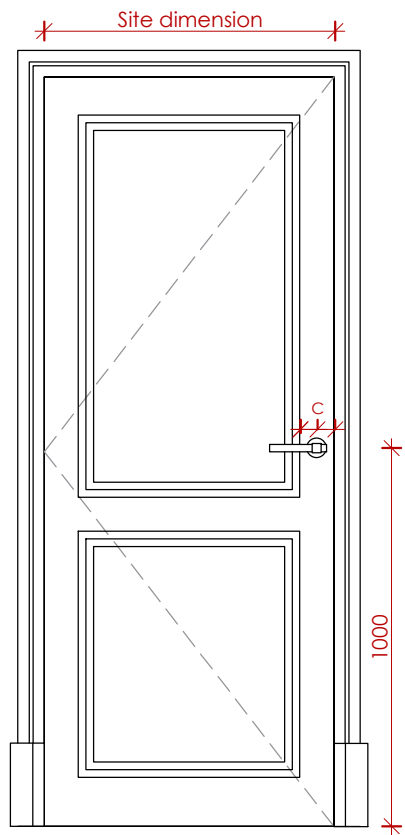
NTS

KLD DESIGN INTENT ONLY DRAWING. PLEASE NOTE ALL DIMENSIONS ARE APPROXIMATE AND SUBJECT TO SITE SURVEY.

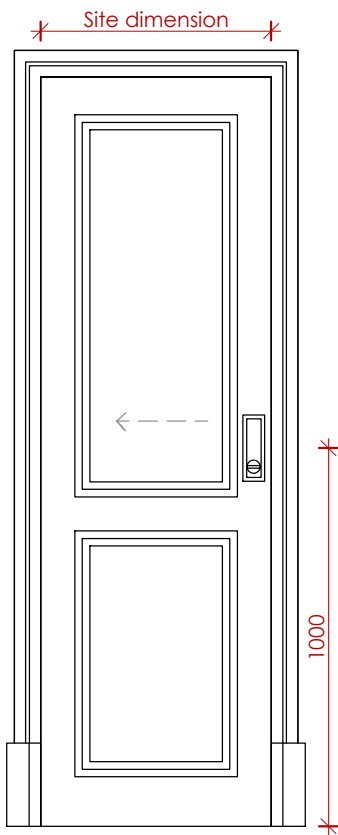
ALL DRAWINGS ARE SUBJECT TO COST AGREEMENT BEFORE WORKS COMMENCE.

Rev	Description	Date
D	FCU removed and wardrobe detail amended, Wardrobe freestanding note added	26/03/25
C	Radiator added	10/03/25
B	Drawers dimensions updated, Elevation C shown and wall shelves added	23/01/25
A	FCU added, Castors added to pull out toy box	13/12/24

Title:	
Kids' Bedroom Proposed Elevations	
Kathryn Levitt Design	
KATHRYN LEVITT DESIGN LTD Goodwin House, 5 Union court, Richmond London, Surrey TW9 1AA Tel 020 8948 1223 e: ideas@kathrynlevittdesign.com	
Client: Ms Elizabeth Owens	
Property Site: Charrington Street	
Job No: 1690	Drawing No: 608.1
Scale: 1:50, 1:25@A3	Date: 25.09.24
Status:	For Discussion
Dimensions to be verified on site. Figured dimensions to be taken in preference to those scaled. This drawing is the property of Kathryn Levitt Design Ltd. Copyright is reserved by them and the drawing is issued on the condition that it is not copied, reproduced, retained or disclosed to any unauthorised person either wholly or in part without the consent in writing of Kathryn Levitt Design Ltd. Registered in England and Wales No. 4984703 Registered Office 1 Park Road, Hampton Wick, Kingston Upon Thames, Surrey KT1 4AS	



HD 701 Hinged doors
All floors
Ahmarra Blenheim 2A 2 Panels or similar to be approved by KLD, painted in Farrow and Ball Wevet No. 273, Estate Eggshell
Flat (FP) Panel styles, APM 1 Moulding profile
1 : 20



PD 701 Pocket Sliding Door
WC
Ahmarra Blenheim 2A 2 Panels or similar to be approved by KLD, painted in Farrow and Ball Wevet No. 273, Estate Eggshell
Flat (FP) Panel styles, APM 1 Moulding profile
Eclipse single fire rated pocket door system or similar
1 : 20




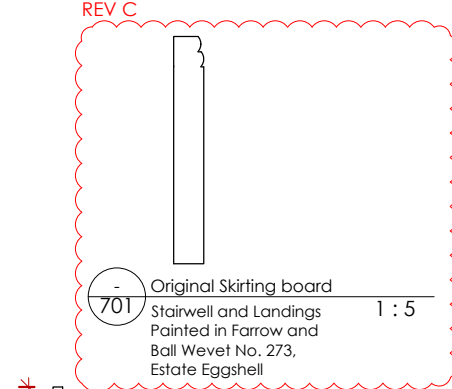
701 Door Moulding Profile
All floors
NTS



701 Hinged doors Handles
Joseph Giles, LV1047, Rolled and hammered lever handle, Mid Antique Brass Waxed
NTS



701 Pocket Sliding Doors Handles
Joseph Giles, SF1050.TT: Rectangular Recessed Pull with Privacy Turn, Incl Sliding door privacy hook lock, recessed pull & emergency release SF1050.RL, Mid Antique Brass Waxed
NTS



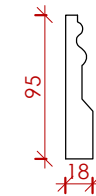
701 Skirting board
Living room & Kitchen
Painted in Farrow and Ball Wevet No. 273, Estate Eggshell
1 : 5



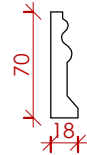
701 Skirting board
2nd Floor Master Bed, Bed 2 Bathroom, WC
All 3rd Floor
Painted in Farrow and Ball Wevet No. 273, Estate Eggshell
1 : 5



701 Skirting board
Skirting world MDF
Colonial
Painted in Farrow and Ball Wevet No. 273, Estate Eggshell
NTS



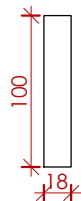
701 Architrave
Living room
Painted in Farrow and Ball Wevet No. 273, Estate Eggshell
1 : 5



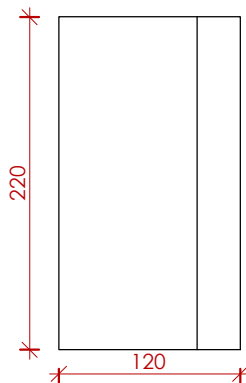
701 Architrave
Front door
2nd Floor
Painted in Farrow and Ball Wevet No. 273, Estate Eggshell
1 : 5




701 Architrave
Skirting world MDF
Colonial
Painted in Farrow and Ball Wevet No. 273, Estate Eggshell
NTS



701 Skirting board
3rd Floor Storgae
Painted in Farrow and Ball Wevet No. 273, Estate Eggshell
1 : 5



701 Plinth
Living room
Painted in Farrow and Ball Wevet No. 273, Estate Eggshell
1 : 5



701 Plinth
2nd Floor
Painted in Farrow and Ball Wevet No. 273, Estate Eggshell
1 : 5



701 Plinth
Skirting world MDF
Plinth Block P2
NTS

KLD DESIGN INTENT ONLY DRAWING. PLEASE NOTE ALL DIMENSIONS ARE APPROXIMATE AND SUBJECT TO SITE SURVEY.

ALL DRAWINGS ARE SUBJECT TO COST AGREEMENT BEFORE WORKS COMMENCE.

ALL DOOR HINGES TO MATCH HANDLE FINISH

Scale Bar 1:20

0 0.5m 1m 1.5m 2m

Scale Bar 1:5

0 5cm 10cm 15cm 20cm

Rev:	Description:	Date:
C	Original skirting shown	10/03/25
B	Notes and scales updated	12/02/25
A	3rd Floor skirting added	08/01/25

Title:	Typical Door, Skirting and Architrave Proposed Detail
--------	---

Kathryn Levitt Design	KATHRYN LEVITT DESIGN LTD Goodwin House, 5 Union court, Richmond London, Surrey TW9 1AA Tel 020 8948 1223 e: ideas@kathrynlevittdesign.com
------------------------------	--

Client:	Ms Elizabeth Owens
---------	--------------------

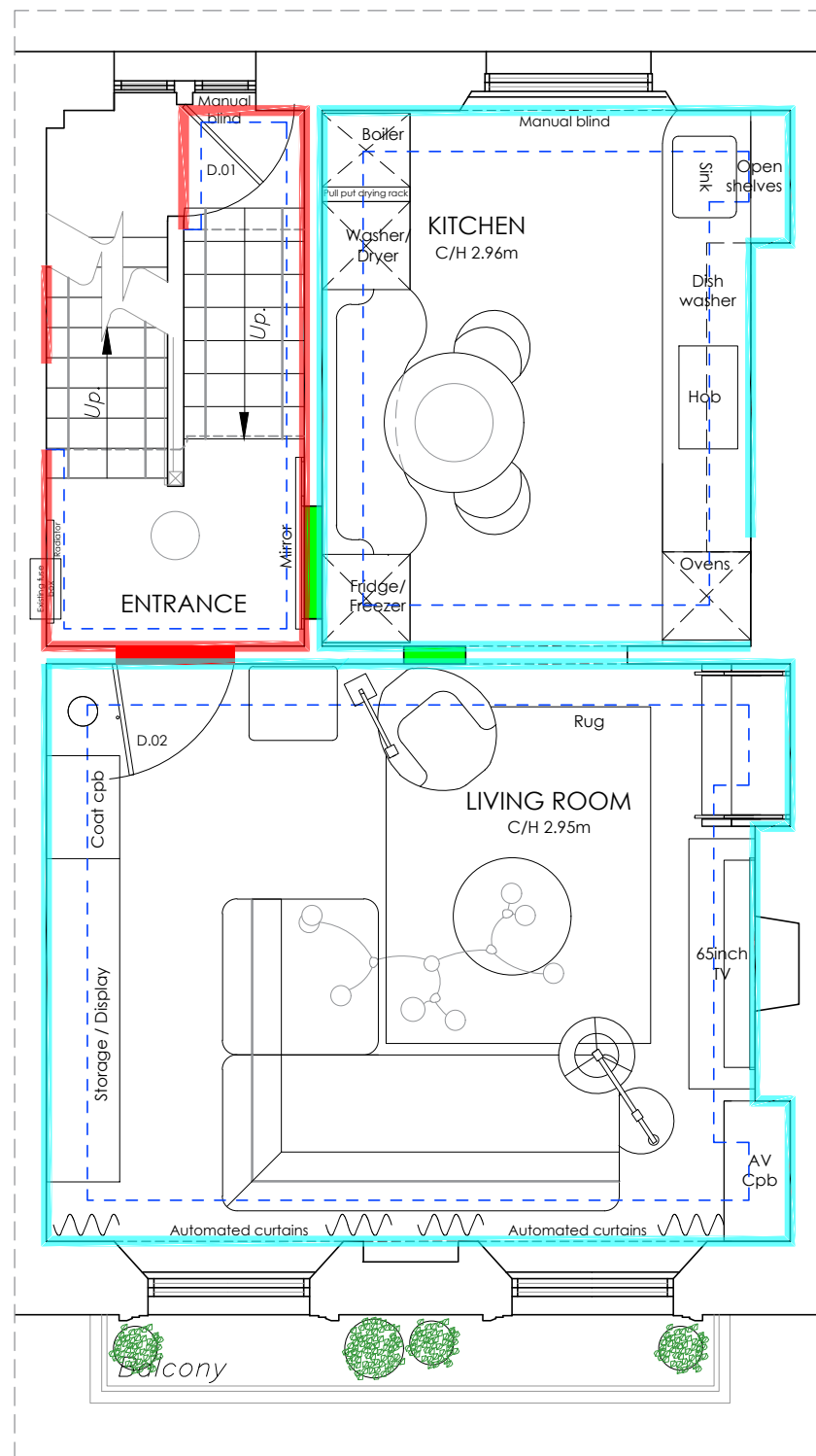
Property Site:	Charrington Street
----------------	--------------------

Job No:	1690	Drawing No:	701	Revision:	C
---------	------	-------------	-----	-----------	---

Scale:	1:20, 1:5 @A3	Date:	25.09.24	Drawn by:	ERB
--------	---------------	-------	----------	-----------	-----

Status:	For Discussion
---------	----------------

Dimensions to be verified on site. Figured dimensions to be taken in preference to those scaled
This drawing is the property of Kathryn Levitt Design Ltd. Copyright is reserved by them and the drawing is issued on the condition that it is not copied, reproduced, retained or disclosed to any unauthorised person either wholly or in part without the consent in writing of Kathryn Levitt Design Ltd.
Registered in England and Wales No. 4984703
Registered Office 1 Park Road, Hampton Wick, Kingston Upon Thames, Surrey KT1 4AS

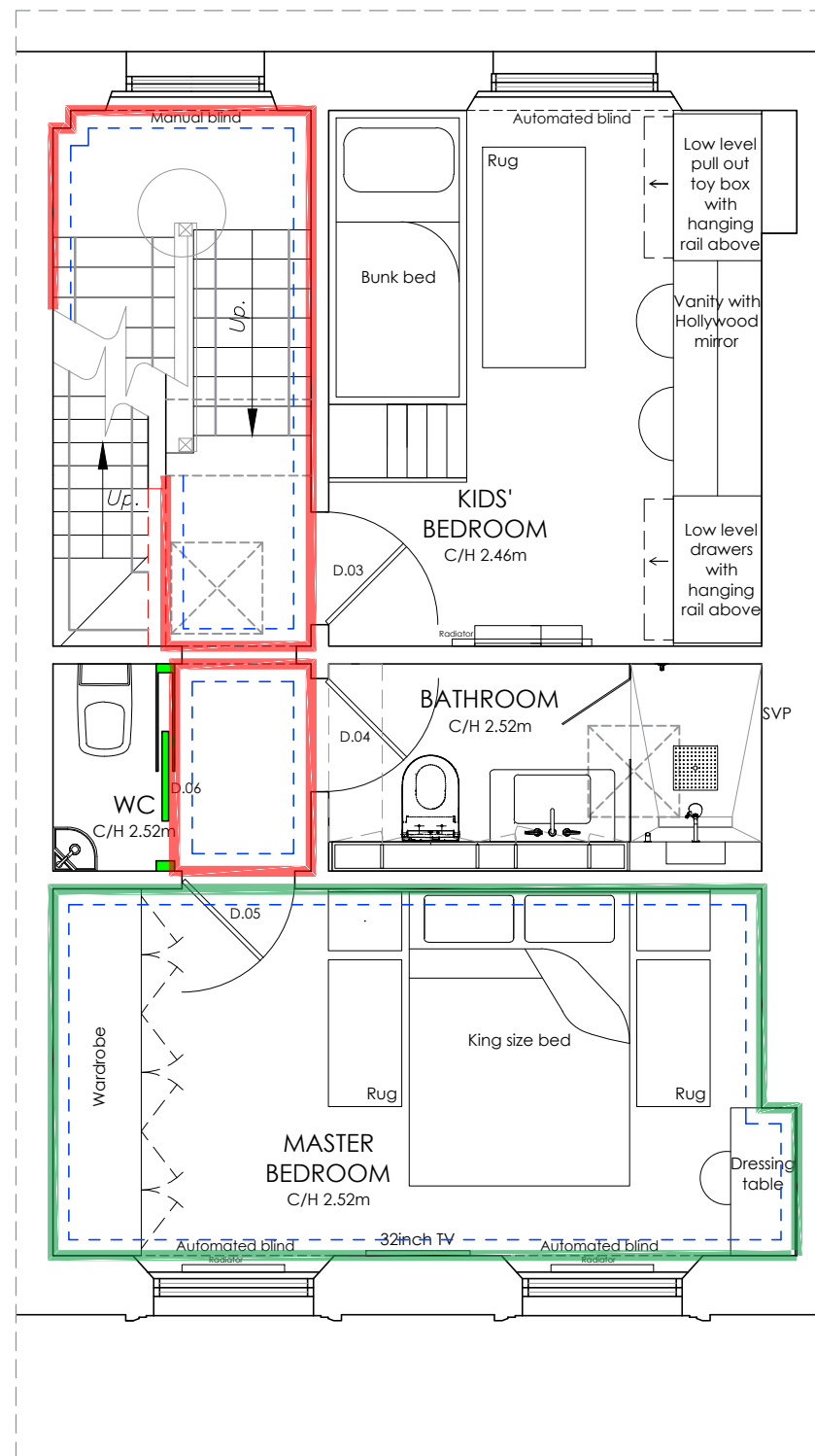
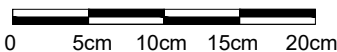


702 First Floor 1 : 50

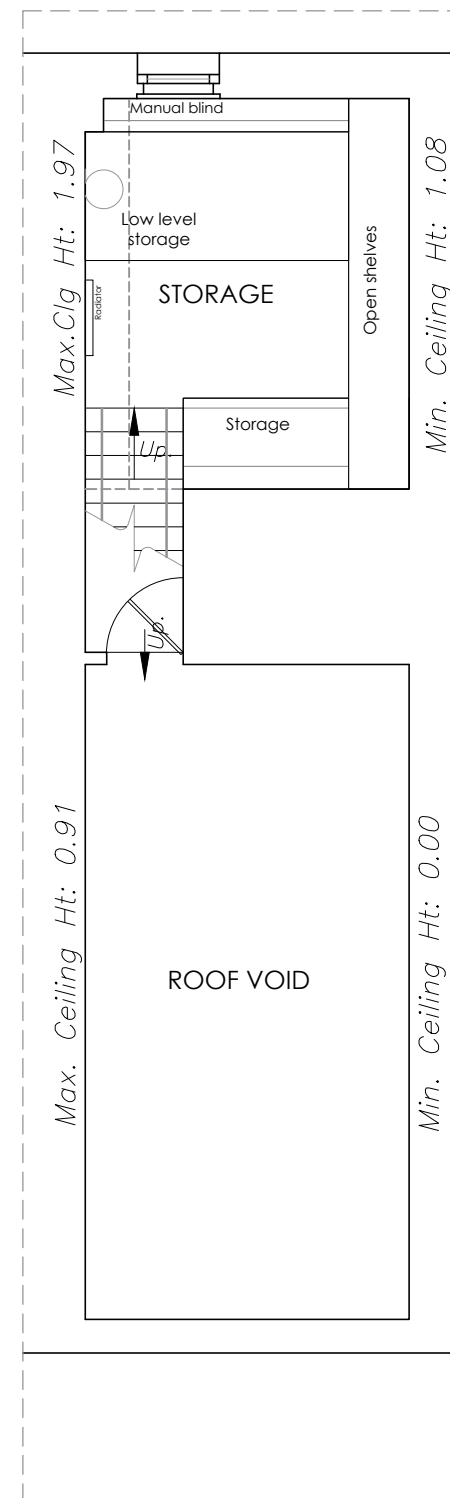
Scale Bar 1:50



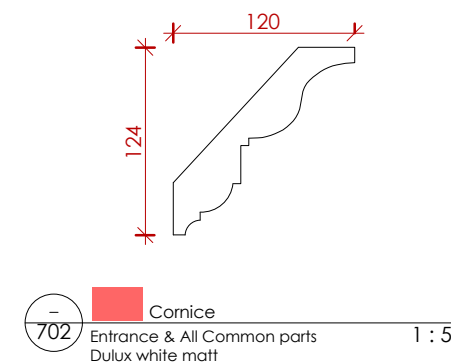
Scale Bar 1:5



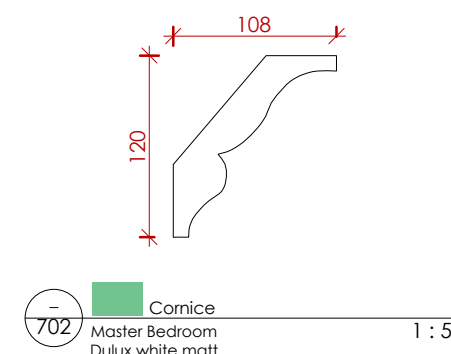
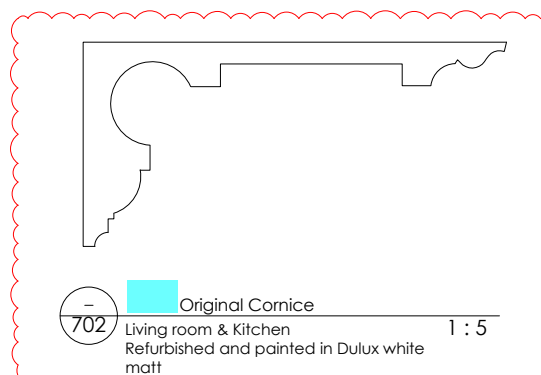
702 Second Floor 1 : 50



702 Third Floor 1 : 50



REV D



KLD DESIGN INTENT ONLY DRAWING. PLEASE NOTE ALL DIMENSIONS ARE APPROXIMATE AND SUBJECT TO SITE SURVEY.

ALL DRAWINGS ARE SUBJECT TO COST AGREEMENT BEFORE WORKS COMMENCE.

Rev:	Description:	Date:
D	Living room and Kitchen cornice updated	10/03/25
C	Scales updated	12/02/25
B	General floorplan update	23/01/25
A	General FF&E update	08/01/25

Title: Cornice Proposed Detail

Kathryn Levitt Design
KATHRYN LEVITT DESIGN LTD
Goodwin House, 5 Union court, Richmond
London, Surrey TW9 1AA
Tel 020 8948 1223
e: ideas@kathrynlevittdesign.com

Client: Ms Elizabeth Owens

Property Site: Charrington Street

Job No: 1690 Drawing No: 702 Revision: D

Scale: 1:50 & 1:5@A3 Date: 25.09.24 Drawn by: ERB

Status: For Discussion

Dimensions to be verified on site. Figured dimensions to be taken in preference to those scaled. This drawing is the property of Kathryn Levitt Design Ltd. Copyright is reserved by them and the drawing is issued on the condition that it is not copied, reproduced, retained or disclosed to any unauthorised person either wholly or in part without the consent in writing of Kathryn Levitt Design Ltd.
Registered in England and Wales No. 4984703
Registered Office 1 Park Road, Hampton Wick, Kingston Upon Thames, Surrey KT1 4AS



802 Front Elevation 1:100

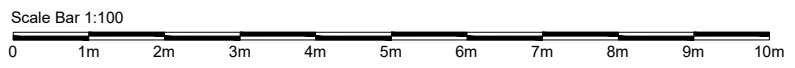


802 Rear Elevation 1:100

REV B

Secondary glazing to be added to existing windows

1st Floor Stairwell window to stay as existing



KLD DESIGN INTENT ONLY DRAWING. PLEASE NOTE ALL DIMENSIONS ARE APPROXIMATE AND SUBJECT TO SITE SURVEY.

ALL DRAWINGS ARE SUBJECT TO COST AGREEMENT BEFORE WORKS COMMENCE.

B	Windows note updated	26/03/25
A	Windows note updated	10/03/25
Rev:	Description:	Date:
Title: Proposed External Elevations		
<div><div>Kathryn Levitt Design</div><div>KATHRYN LEVITT DESIGN LTD Goodwin House, 5 Union court, Richmond London, Surrey TW9 1AA Tel 020 8948 1223 e: ideas@kathrynlevittdesign.com</div></div>		
Client: Ms Elizabeth Owens		
Property Site: Charrington Street		
Job No: 1690 Drawing No: 802 Revision: B		
Scale: 1:100@A3 Date: 25.09.24 Drawn by: ERB		
Status: For Discussion		
<small>Dimensions to be verified on site. Figured dimensions to be taken in preference to those scaled This drawing is the property of Kathryn Levitt Design Ltd. Copyright is reserved by them and the drawing is issued on the condition that it is not copied, reproduced, retained or disclosed to any unauthorised person either wholly or in part without the consent in writing of Kathryn Levitt Design Ltd. Registered in England and Wales No. 4986703 Registered Office 1 Park Road, Hampton Wick, Kingston Upon Thames, Surrey KT1 4AS</small>		