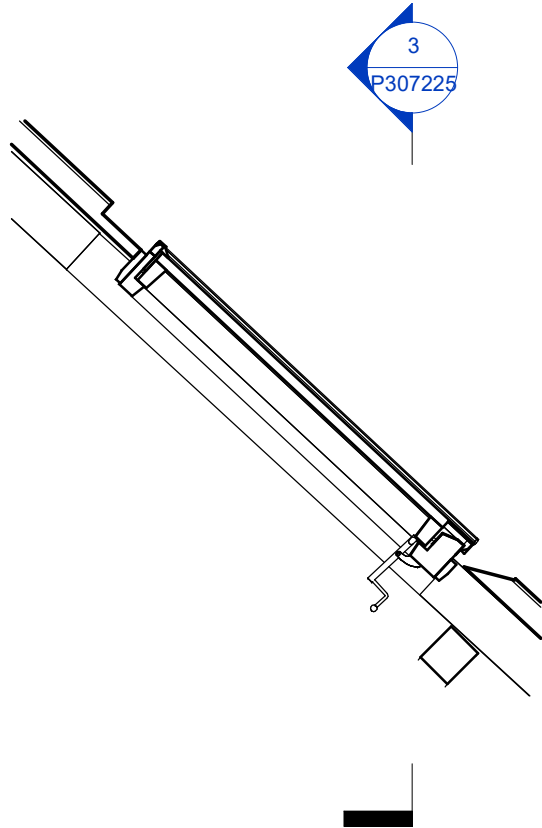
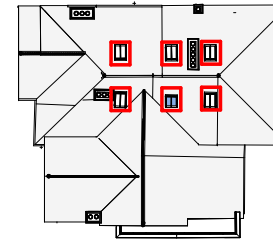


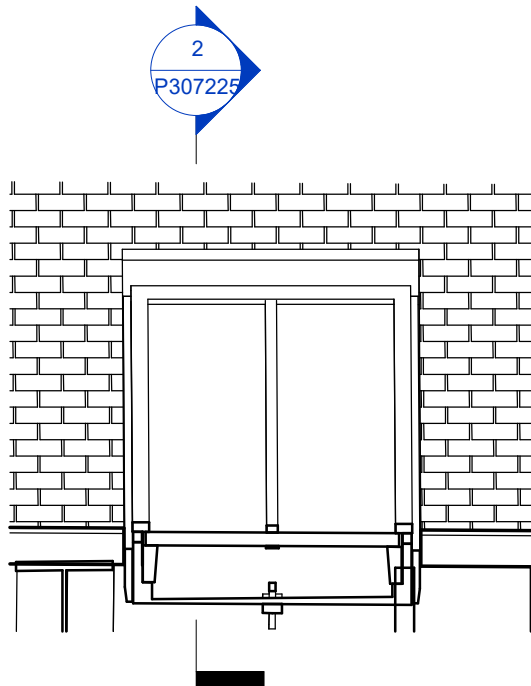
1 Conservation Roof Window Plan
1 : 20



2 Conservation Roof Window Section 01
1 : 20



Keyplan



3 Conservation Roof Window Section 02
1 : 20

Proposed Roof Velux Schedule						
Type Mark	Description	Family	Type	Width	Height	Count
EV01		Roof-Windows_VELUX_GCL	Please Use Type Catalog 780x1250	780	1178	5
EV02		Roof-Windows_VELUX_GCL	Please Use Type Catalog 780x950	780	875	1
Grand total: 6						



Copyright of this drawing remains the property of and should not be reproduced in full or parts or re-issued. These drawings must be read in conjunction with the structural engineers drawings & details, and with all other consultants, sub-contractor and specialist's drawings and detail. All dimensions are in millimetres, unless stated otherwise. If in doubt please ask. All dimensions must be checked on site and any discrepancies verified with the architect.

If used for construction purpose, do not scale from the drawings. Any discrepancies between drawings, details and specification must be reported to the architect immediately before work is put in hand. All works to be carried out in accordance with the current Building Regulations, British Standards.

Rev	Comments	By	Chk	Date
A	Issued for planning	SS	FS	10.01.2025

PLANNING

DASH

Project Number
174

Project Title
2 Daleham Gardens, London NW3

Drawing Title
Conservation Roof Window Details Sheet 1 of 2

Client : Kathryn and Alex Bayers	Date
Principal Designer : FS	Scale @ A3 As indicated
Drawn by : SS	Drawing Number 174-SD-35-DE-DR-A-P307225

All dimensions are to be checked on site where applicable. This drawing must not be scaled, and only written dimensions should be requested.

Tree species and sizes on this drawing are not guaranteed, and if critical should be verified by an arboricultural. Tree spreads are average about the bole, and heights are approximate at the time of the survey.