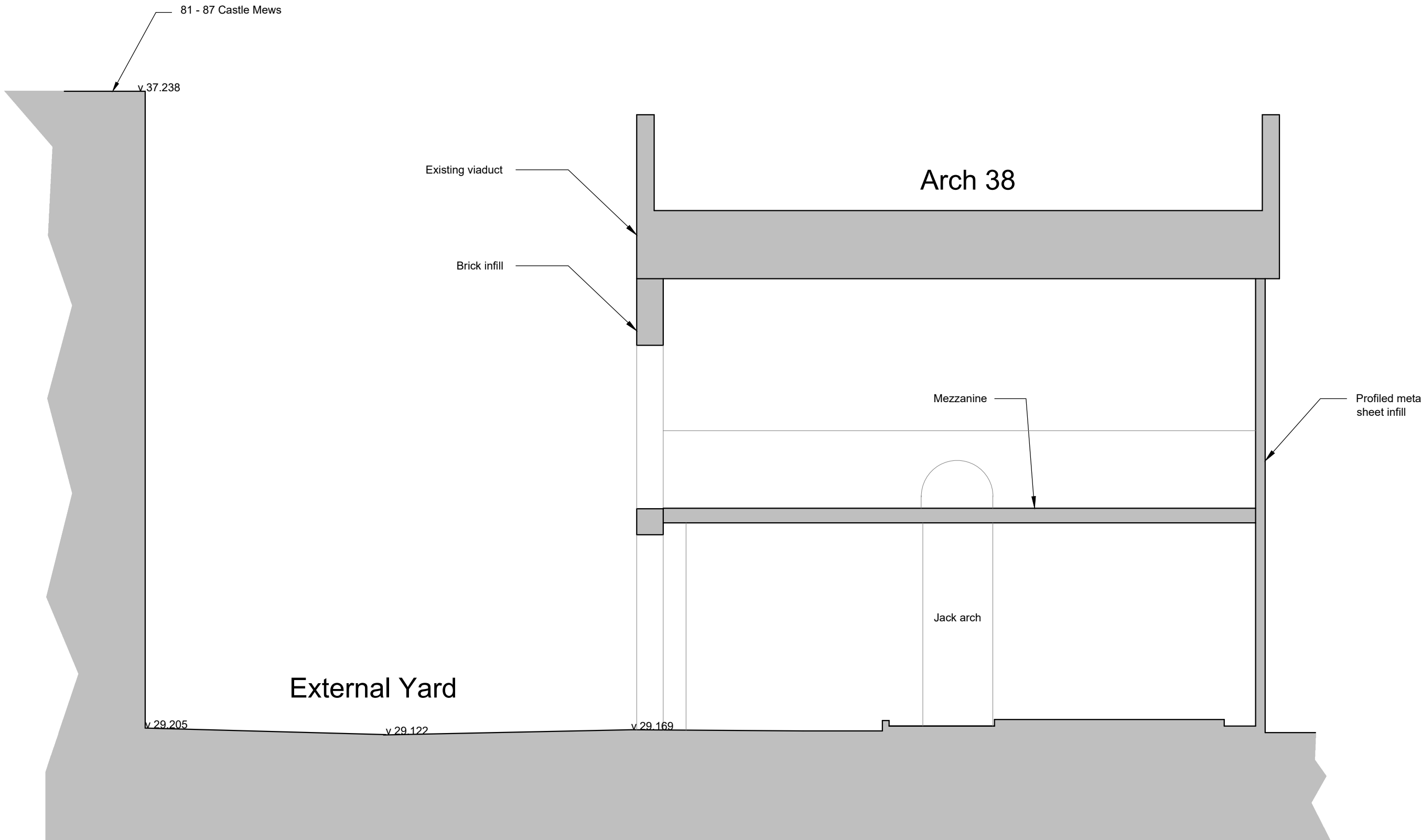


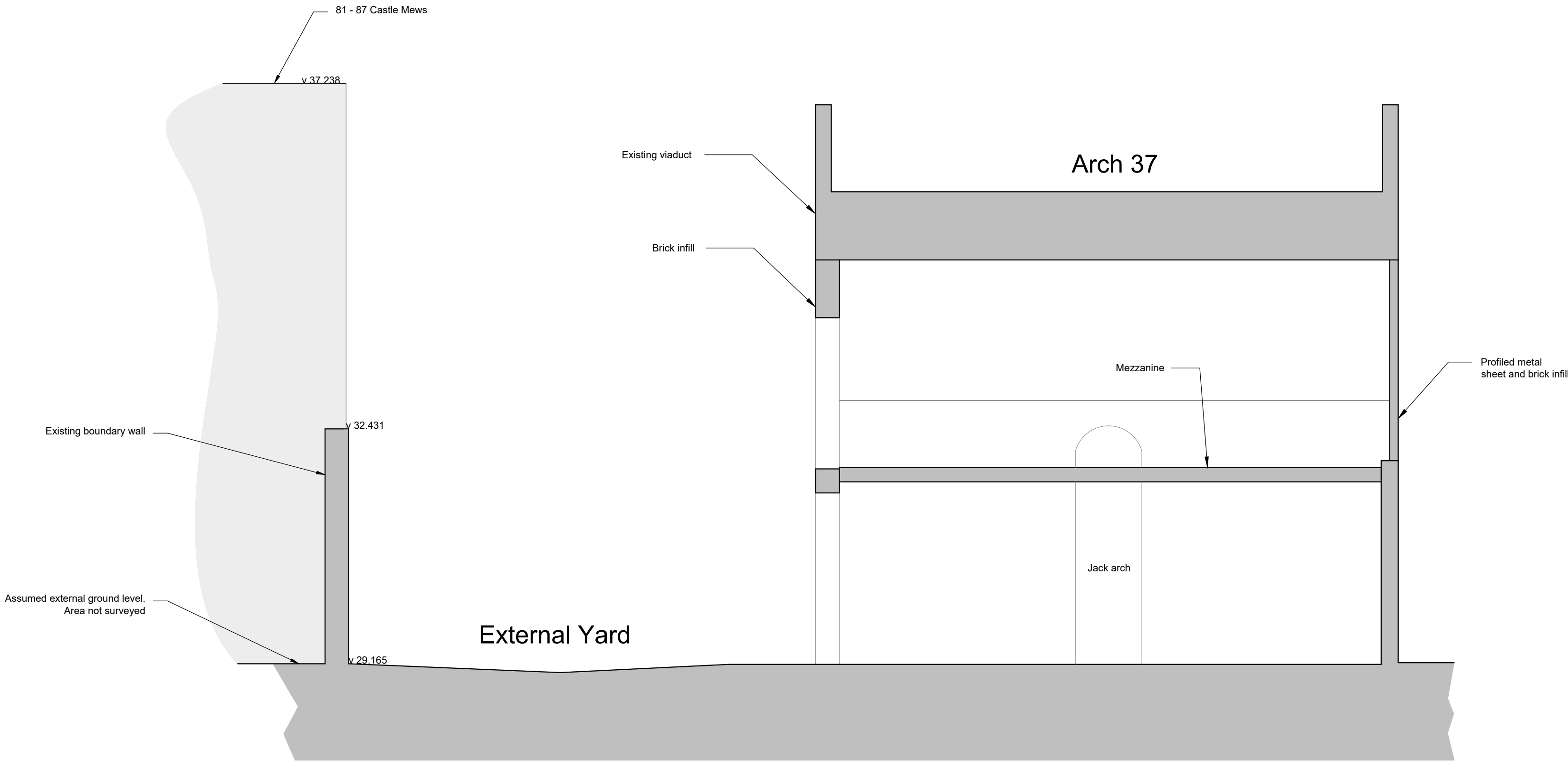
Notes:

1. Copyright: The contents of this drawing may not be reproduced in whole or in part without the written consent of Robinson Kenning & Gallagher.
2. All dimensions to be checked on site by Contractor.
3. Where discrepancy occurs between specification and drawings then Robinson Kenning & Gallagher must be notified immediately.



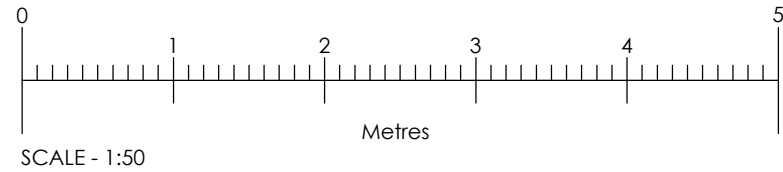
Existing Section A-A (Arch 38)

Scale 1 : 50



Existing Section B-B (Arch 37)

Scale 1 : 50



REV	DATE	BY	CHK	ATHD
-----	------	----	-----	------

DRAWING STATUS:	PLANNING
-----------------	----------



**Robinson Kenning & Gallagher**  
Architects & Surveyors

Airport House, Purley Way, Croydon, Surrey, CR0 0XZ  
T: 020 8684 8125 E: info@rkpartnership.co.uk W: www.rkpartnership.co.uk

CLIENT:



PROJECT:

Arches 29-41 Castle Mews  
Castle Road, London NW1 8SY

TITLE:

Existing Sections A-A & B-B

SCALE @ A1: 1:50	CHECKED: KWS	APPROVED: KWS
CAD FILE:	DESIGN DRAWN: DPD	DATE: 20/08/2024
PROJECT No: 4758	DRAWING No: 23-4758-PD-006	REV: -