

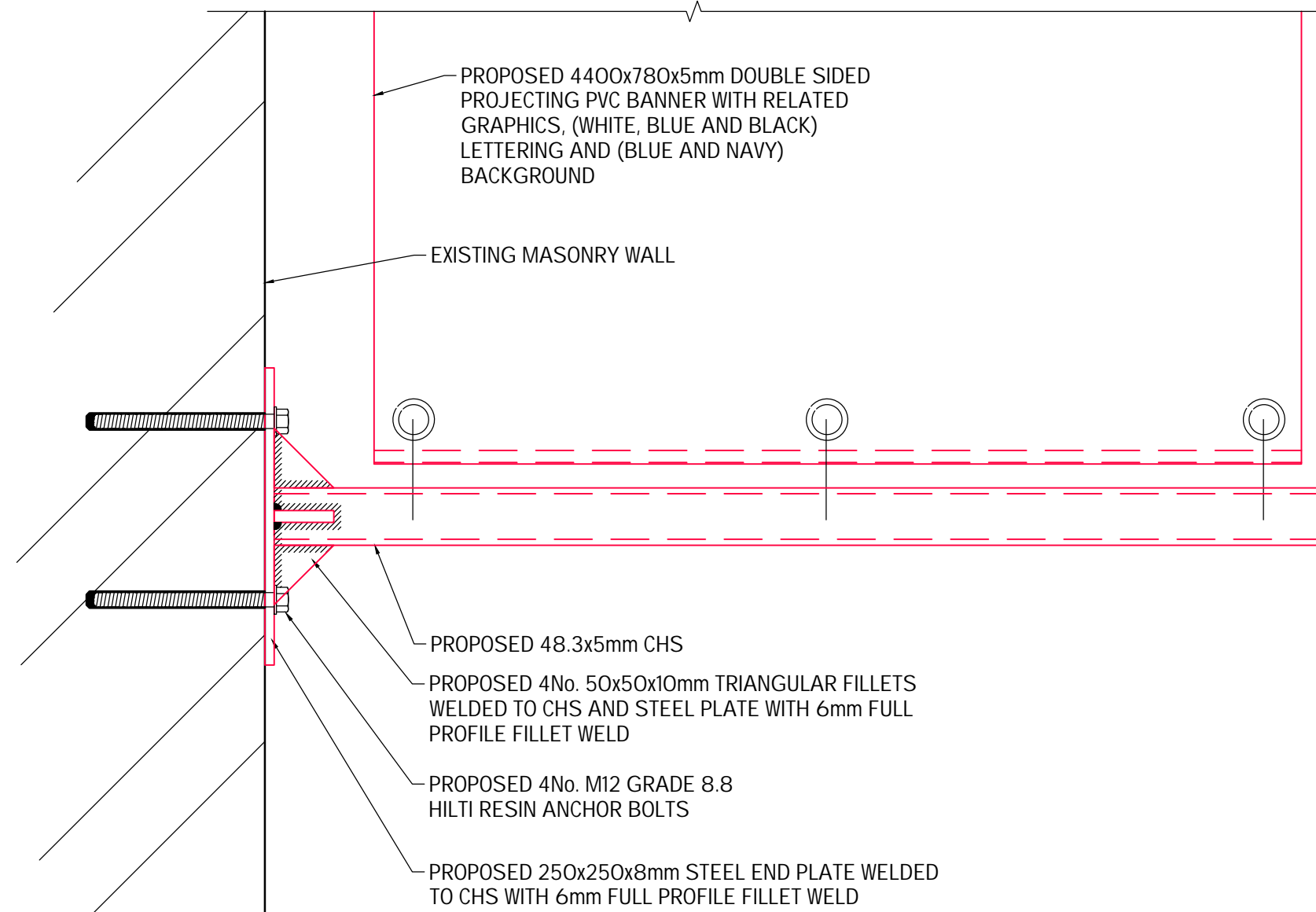
PROPOSED SECTION THROUGH NEW BANNER
(SCALE 1:10 AT A1)



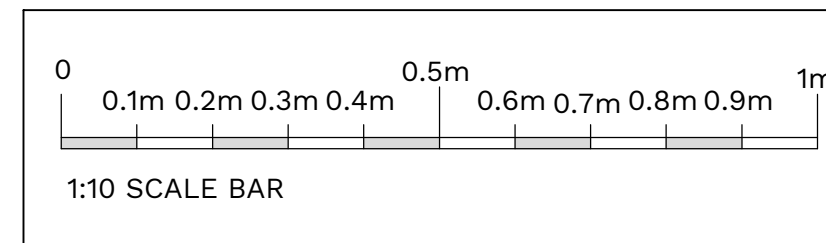
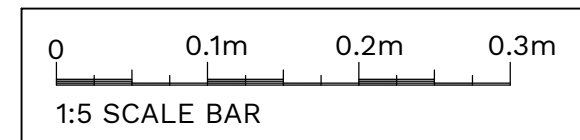
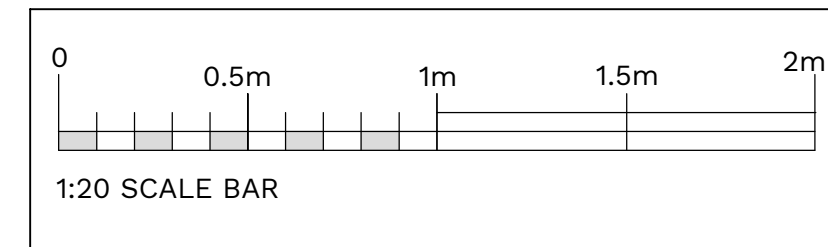
PROPOSED ELEVATION ON BRACKET
(SCALE 1:10 AT A1)



PROPOSED GRAPHICS/LETTERING TO BANNERS
(SCALE 1:20 AT A1)



PROPOSED ENLARGED FIXING DETAIL INTO WALL
(SCALE 1:5 AT A1)



DO NOT SCALE THIS DRAWING.

Original Drawing Size A1

Notes

- GENERAL NOTES:**
1. DO NOT SCALE FROM THIS DRAWING/MODEL OR TAKE OFF COORDINATES. ALL DIMENSIONS ARE IN MILLIMETRES UNLESS NOTED OTHERWISE. ANY DISCREPANCIES ARE TO BE RECORDED AND REPORTED TO THE ENGINEERS IMMEDIATELY.
 2. THIS DRAWING IS TO BE READ IN CONJUNCTION WITH ALL OTHER ENGINEERS AND ARCHITECTS DRAWINGS AND THE SPECIFICATION.
 3. ALL WORK IS TO BE TO THE SATISFACTION OF THE ENGINEER AND LOCAL AUTHORITY BUILDING CONTROL.
 4. THE CONTRACTOR IS RESPONSIBLE FOR AND MUST TAKE ALL NECESSARY PRECAUTIONS TO ENSURE THE STABILITY OF THE WORKS AT ALL TIMES DURING CONSTRUCTION.
 5. ALL WORKMANSHIP AND MATERIALS ARE TO BE TO CURRENT BRITISH STANDARDS OR EUROCODES. ALL CONSTRUCTION PRODUCTS AND STRUCTURAL STEELWORK SHOULD BE CE MARKED IN ACCORDANCE WITH CURRENT LEGISLATION.
 6. ALL SERVICES ARE TO BE LOCATED AND PROTECTED AS NECESSARY BY THE CONTRACTOR PRIOR TO THE COMMENCEMENT OF THE WORKS.
 7. ANY EXISTING DETAILS WHICH ARE SHOWN ON THIS DRAWING ARE FOR GUIDANCE ONLY AND ARE TO BE CHECKED ON SITE BY THE CONTRACTOR. ANY VARIATIONS ARE TO BE RECORDED AND REPORTED TO THE ENGINEER IMMEDIATELY.
 8. UNLESS SPECIFIED OTHERWISE ALL BUILDING WORK WHICH IS SUBJECT TO THE REQUIREMENTS OF SCHEDULE 1 AND REGULATION 7 OF THE BUILDING REGULATIONS 2010 IS TO BE CONSTRUCTED IN ACCORDANCE WITH THE GUIDANCE AND DETAILS SHOWN IN APPROVED DOCUMENT A AND APPROVED DOCUMENT 7 OF THE BUILDING REGULATIONS 2010. THIS INCLUDES, BUT IS NOT LIMITED TO, FLOOR AND ROOF STRAPPING DETAILS, WALL TIE REQUIREMENTS, MINIMUM FOUNDATION WIDTHS AND DEPTHS, AND MINIMUM MATERIAL QUALITY.

MASONRY

1. ALL STEELWORK BEARING ONTO PADSTONES TO BE BEDDED ON 1:2 CEMENT/SAND MORTAR.
2. ALL PADSTONES TO BE ENGINEERING BRICK UNLESS NOTED OTHERWISE.

STEELWORK

1. ALL STEELWORK ENCASED IN MASONRY SHALL RECEIVE TWO COATS OF BITUMINOUS PAINT BUILD UP OF 75 MICRONS.
2. ALL STEELWORK IS TO BE COATED AS PER THE SPECIFICATION.
3. ALL STEELWORK LOCATED BELOW GROUND LEVEL TO HAVE 75mm MIN. CONCRETE COVER.

Rev.	Date	Description	By
---	---	---	---



Issuing Office
204 Bolton Road, Walkden
Manchester, M28 3BN
TEL: 0161 790 4404

Client
NEWMAN DISPLAYS LTD

Project
WORKSPACE CENTRO BUILDINGS, LONDON - SIGNAGE APPLICATION

Drawing Title
PROPOSED FIXING DETAILS FOR BANNERS

Scale	Date	Drawn	Checked	Passed
AS SHOWN	FEB 2025	GT	---	---

Drawing No.
MJC25_01_020-013

PLANNING