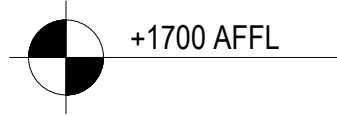


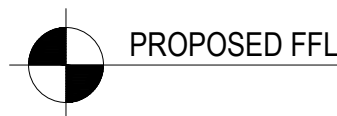
KEY:
BLUE HATCH INDICATE THE AREA SCREENED BY THE
FULL HEIGHT METAL FINIS WHEN SLIDING DOOR IS IN
OPEN POSITION
NOTE:
THE REMAINING VIEW IS OBSCURED BY THE 1.8m HIGHT
OBSCURED GLASS TREATMENT

01 TYPICAL FLOOR PLAN
SCALE 1:200 @ A2

0m 10m

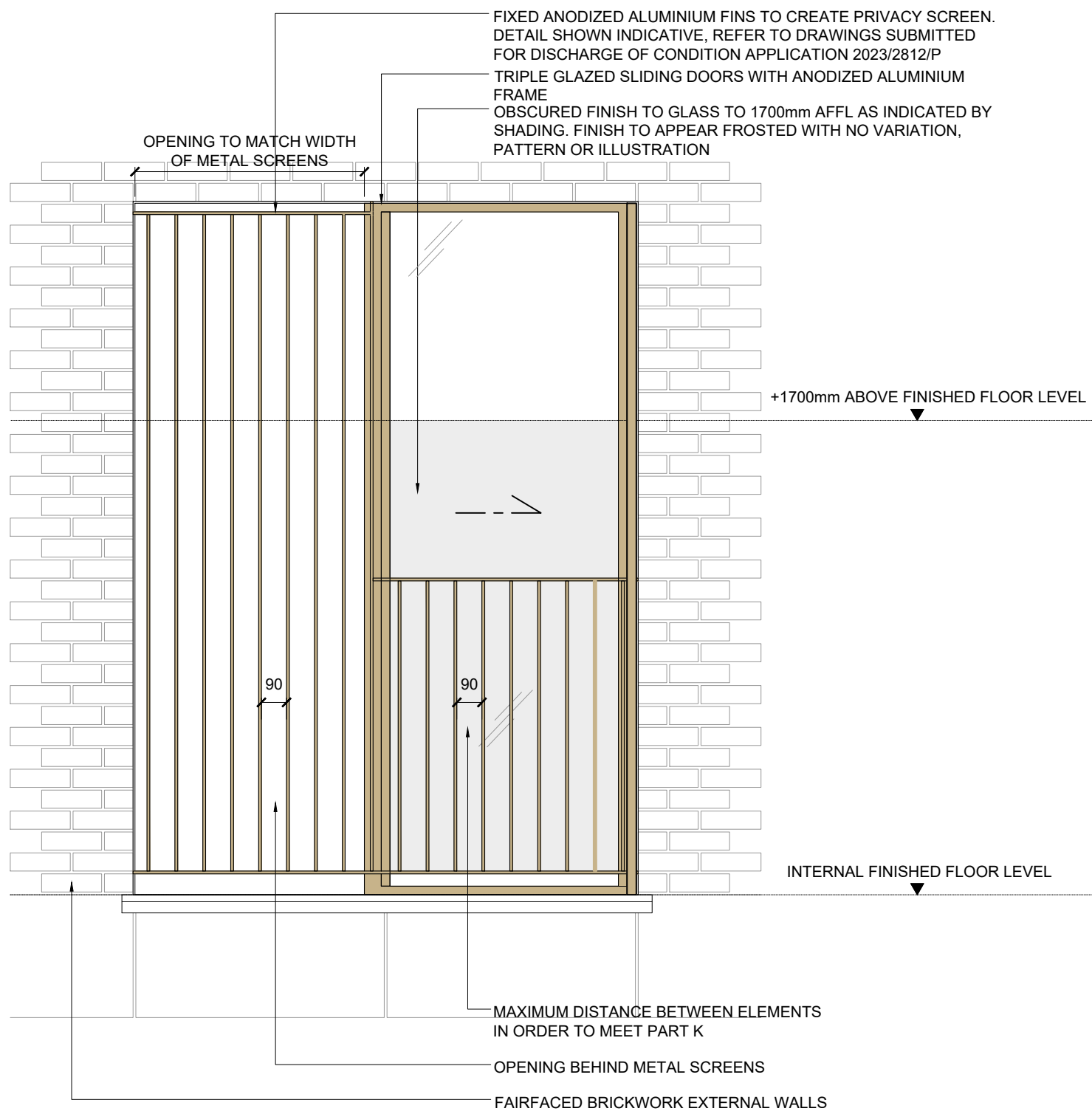
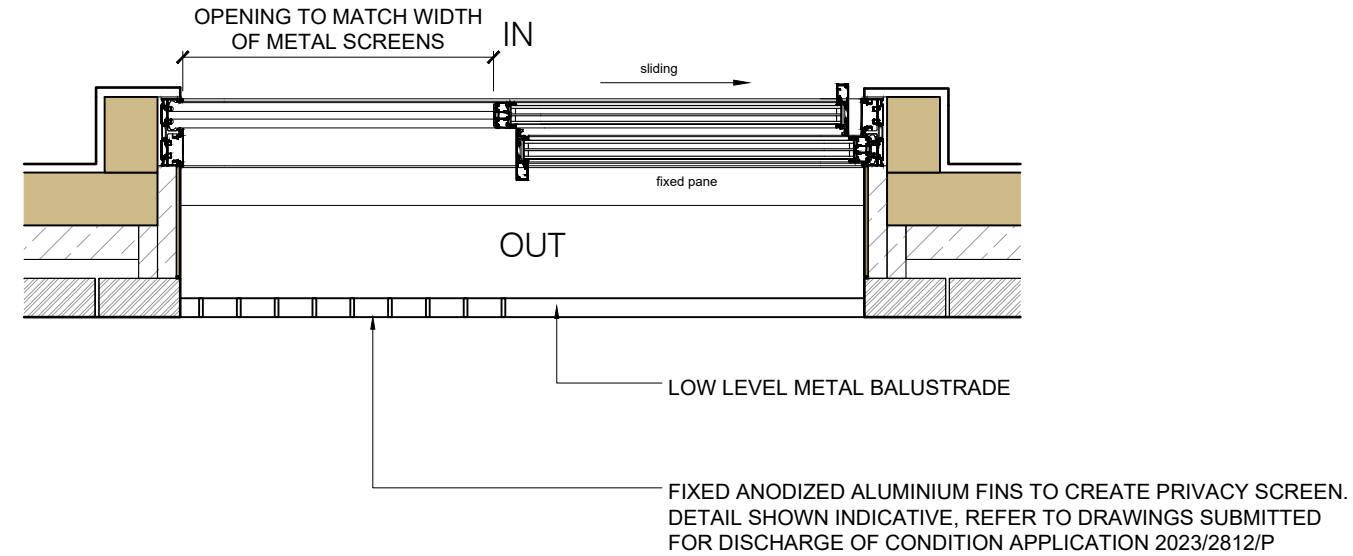


+1700 AFFL



PROPOSED FFL

SOUTH ELEVATION
Typical Window Assembly Type A Showing Aluminium Fins.
OPEN CONFIGURATION



PLANNING ISSUE

NOTES

Copyright Carbogno Ceneda Architects.

No implied license exists. This drawing should not be used to calculate areas for the purposes of valuation. All dimensions to be checked on site by the contractor and such dimensions to be their responsibility. Do not scale drawings

This drawing is to be read in conjunction with all other contract documents and specifications and all other consultants drawings. All levels and dimensions should be checked on site

All work must comply with relevant British Standards and Building Regulations requirements Drawing errors and omissions to be reported to the architect

NOTE:
CONSENTED DRAWINGS
ANNOTATED WITH WINDOW
REFERENCE RELATED TO
DISCHARGE OF CONDITION 7
PLANNING REF. 2018/0645/P
APPEAL REF. APP/X5210/W/19/324040
APPEAL DATE: 19th MARCH 2020

REV P2 SUBMISSION FOR DISCHARGE OF CONDITION

Project Ref. No.	2113
Client	BROXWOOD VIEW LIMITED
Date	OCTOBER 2024
Scale	AS NOTED @A2
Project	BROXWOOD VIEW, 29 ST EDMUNDS TERRACE, LONDON NW8 7QH
Drawing Name	METAL SCREEN W/ OPEN GLAZING CONFIGURATION ANALYSIS

Drawing No.	PC111	Rev.	P2
Drawn	CF	Approved	AC
		Signed	

CARBOGNO CENEDA ARCHITECTS
48a ANTILL ROAD, LONDON N15 4BA
TEL 07890 586 884
INFO@CARBOGNOCENEDA.COM

© COPYRIGHT NOT TO BE REPRODUCED
OR USED WITHOUT PERMISSION