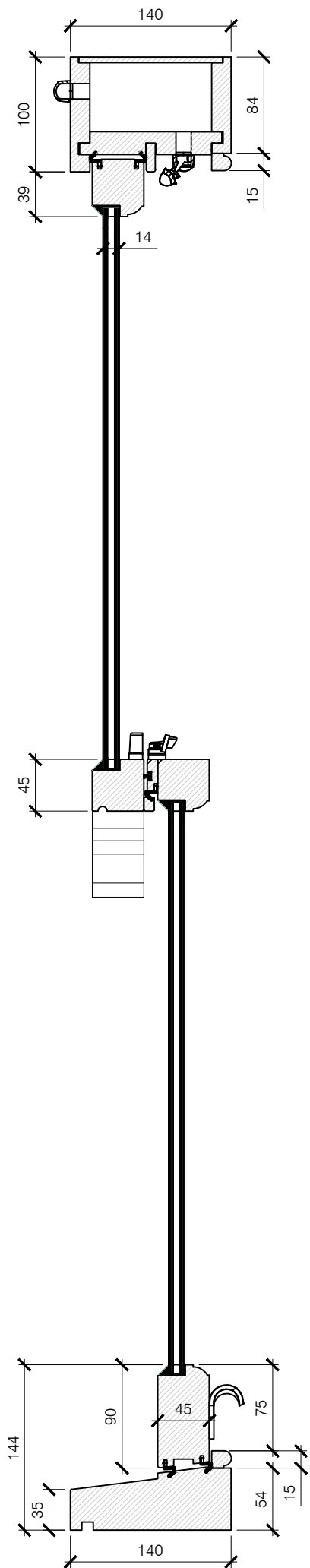
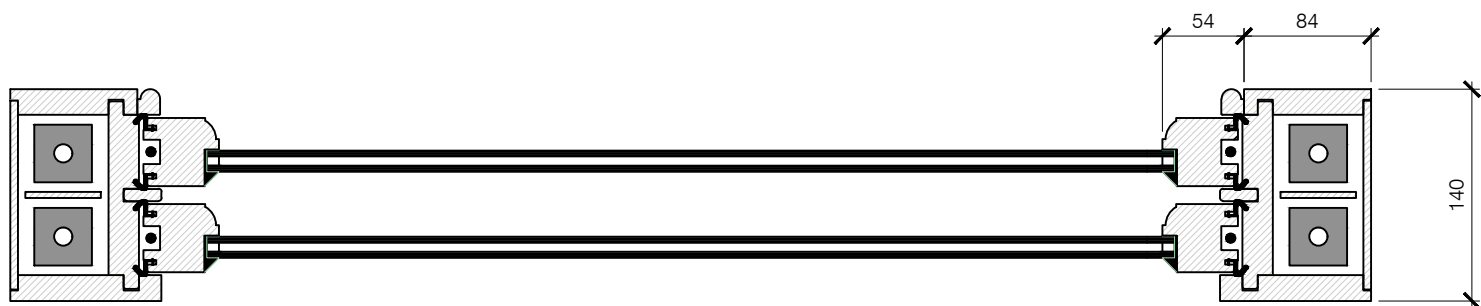


Elevation
Scale 1:5

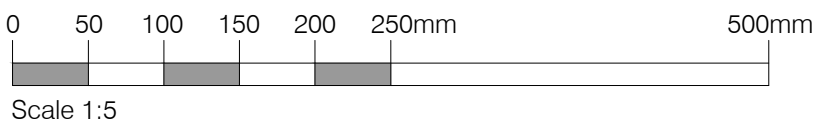


Section
Scale 1:5

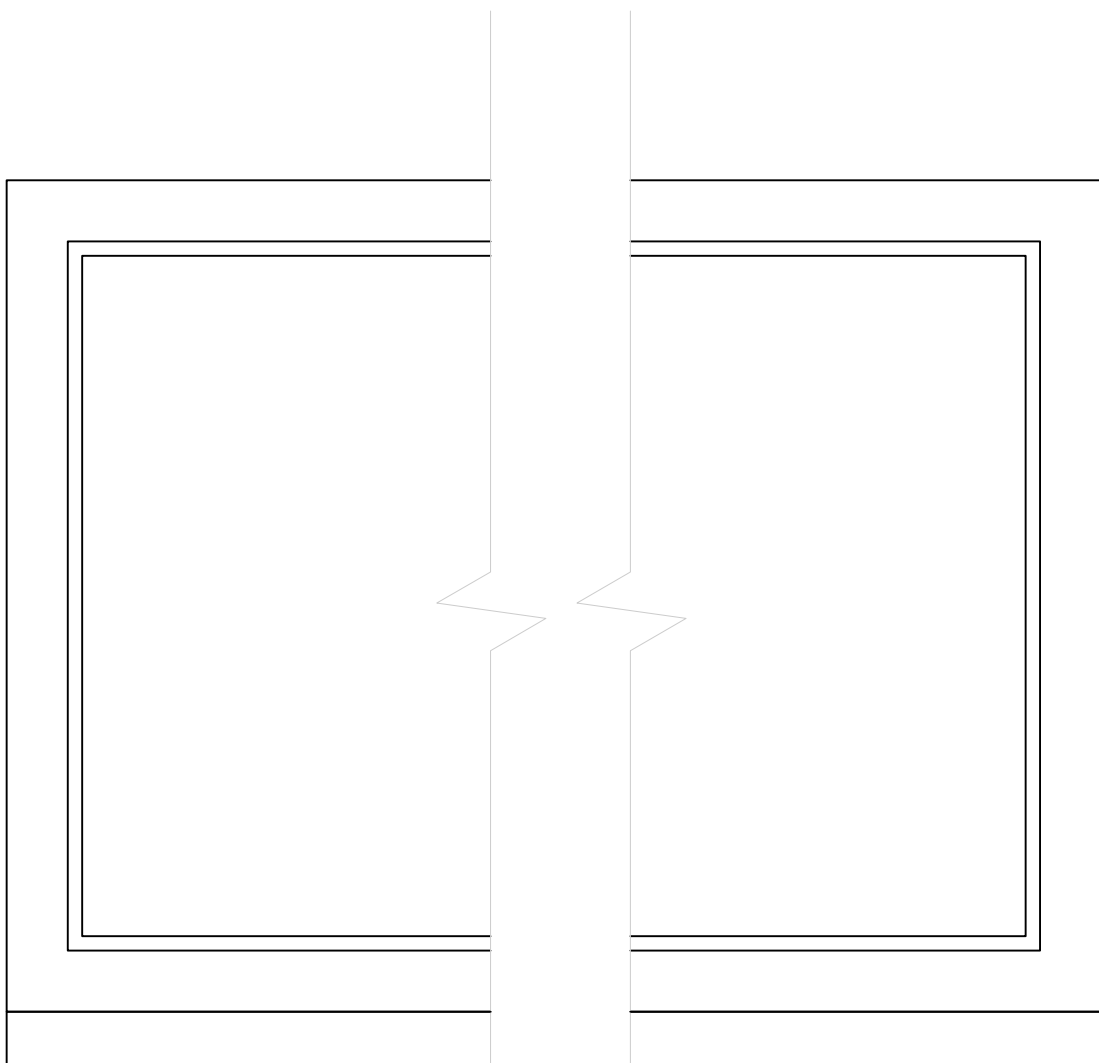
SPECIFICATION:	
MATERIAL	TRADITIONAL TIMBER SASH WINDOW IN ENGINEERED REDWOOD WITH RED GRANDIS HARDWOOD CILL
MOULDING TYPE	OVOLO
SASH HORN	SOLID FEATURE HORN TO TOP SASH
MECHANISM	CLASSIC SASHCORD, WEIGHT AND PULLEY SYSTEM
WEATHERSEAL	FULLY WEATHER SEALED TO BS EN 6375-1 2009
GLAZING	SUMILINE DOUBLE GLAZING UNITS - 4MM PLANITHERM, 10MM ARGON FILLED GAP, 4 MM FLOAT BATHROOM WINDOW INNER PANE TO BE ACID ETCHED PRIVACY GLASS.
THERMAL PERFORMANCE	THERMAL PERFORMANCE TO THE STANDARDS OF EN ISO 10077-1:2006 TO ACHIEVE A U VALUE OF 1.4 W/m²K.
VENTILATION	CONTROLLABLE TRICKLE VENT CONCEALED IN FRAME WITH AN EQUIVALENT AREA OF 8000MM²
RESTRICTORS	2 X ANGEL RESTRICTOR (RESTRICTED TO 100MM)
IRONMONGERY	2 X FITCH LOCKS AND 2 X LIFT HOOKS IN SATIN CHROME
FACTORY FINISHES	3 COATS OF SPRAY APPLIED MICROPOROUS PAINT SYSTEM. INTERNAL: RAL 9016 TRAFFIC WHITE. EXTERNAL: RAL 9016 TRAFFIC WHITE. CILL: RAL 9016 TRAFFIC WHITE.




Plan
Scale 1:5



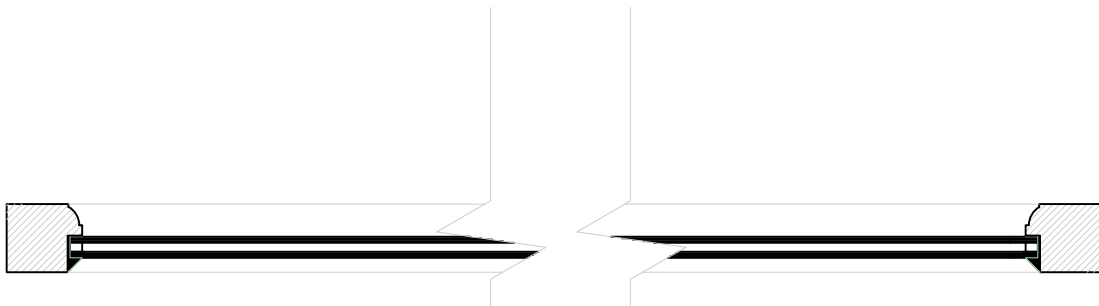
SPECIFICATION:	
MATERIAL	FIXED TIMBER SLOT WINDOW IN ENGINEERED REDWOOD WITH RED GRANDIS HARDWOOD CILL
MOULDING TYPE	OVOLO
WEATHERSEAL	FULLY WEATHER SEALED TO BS EN 6375-1 2009
GLAZING	SUMILINE DOUBLE GLAZING UNITS - 4MM PLANITHERM, 10MM ARGON FILLED GAP, 4 MM FLOAT INNER PANE TO BE ACID ETCHED PRIVACY GLASS.
THERMAL PERFORMANCE	THERMAL PERFORMANCE TO THE STANDARDS OF EN ISO 10077-1:2006 TO ACHIEVE A U VALUE OF 1.4 W/m²K.
VENTILATION	CONTROLLABLE TRICKLE VENT CONCEALED IN FRAME WITH AN EQUIVALENT AREA OF 8000MM²
FACTORY FINISHES	3 COATS OF SPRAY APPLIED MICROPOROUS PAINT SYSTEM. INTERNAL: RAL 9016 TRAFFIC WHITE. EXTERNAL: RAL 9016 TRAFFIC WHITE. CILL: RAL 9016 TRAFFIC WHITE.



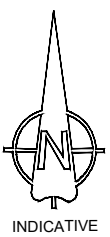
Elevation
Scale 1:5



Section
Scale 1:5



Plan
Scale 1:5



DISCLAIMER
© This drawing and all the information hereon is copyright and remains the property of SKO Projects and any breach of this copyright may be prosecuted. Wherever figured dimensions are given they are to be accepted in preference to scaled sizes. The contractors are responsible for verifying all dimensions shown hereon before putting any affected work in hand.

REVISIONS

REV	DATE	DESCRIPTION
00	03.08.24	PLANNING ISSUE
01	07.03.25	FIXED WINDOW DETAIL ADDED

client
SKC Projects
project
11A Lyndhurst Road
title
Proposed Details

scale
As Noted
drawn by
reb

date
Aug '24
drawing no
037-300 rev 01