






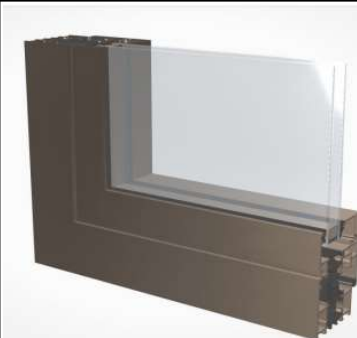




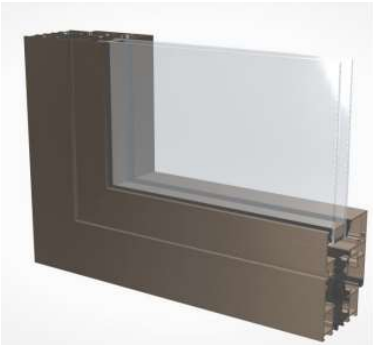














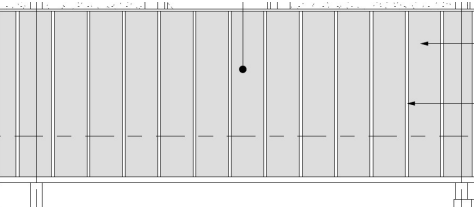


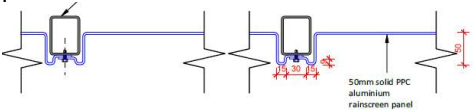

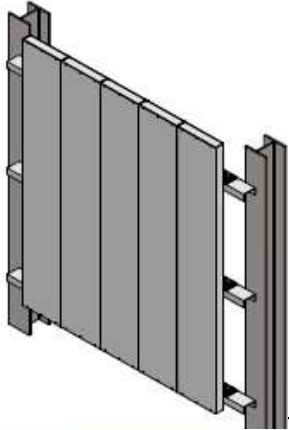






123007 CAMDEN HOSTELS PROJECT - CAMDEN ROAD EXTERIOR MATERIALS - CONDITION 3 SUBMISSION

1.0 Exterior Materials- Front Elevation				
No.	Materials - Planning Application Reference	Materials - Planning Application Image	Materials - Proposed Reference	Materials - Proposed Image
1.1	EW-02 Terracotta Tiles Manufacturer: NBK Reference: Terrat Mid Colour: Green with a glaze finish Notes: Glaze tests needed to find the green shade required		Terracotta Tiles Manufacturer/Supplier: Taylor Maxwell Reference: Corium Colour: Green with a glaze finish Notes: Glaze tests needed to find the green shade required Cladding mortar:PAREX Historical KL EA255 Light Grey	
1.2	EW-01/EW-04 Facing Brickwork Manufacturer: Michelmersh Reference: Lindfield Yellow Multi Colour: Medium buf		Facing Brickwork Manufacturer: Michelmersh Reference: Lindfield Yellow Multi Colour: Medium buff. Brickwork mortar colour: natural	
			Sample panel built on site	
1.3	Flashings Manufacturer: Contractor's Choice Colour: To match window and door finish		Flashings Manufacturer: Contractor's Choice Colour: RAL 1035 to match window and door finish	
1.4	Windows and Doors Manufacturer: Wicona Colour: Anolok 541 Notes: Balanced casement		Windows and Doors Manufacturer: Ideal Combi Futura + windows Colour: RAL 1035 KAWNEER AA100 curtain wall and door Colour: RAL 1035	
			Colour: RAL 1035	
2.0 Exterior Materials-Rear Elevation				

2.2	Floor Finish - Rear elevation walkways -Vitrified Porcelain Tile Manufacturer: Royale Stone or similar equivalent Colour: Luna White Notes: 600mmx1200mm		Walkway floor finish 20x600x600 mm porcelain tile Manufacturer: Parkside Architectural Tiles Range: Elvert Sand 5770 Colour: "Sand"	
2.3	Windows and Doors- Rear elevation Manufacturer: Wicono Colour: Anolok 541 Notes: Balanced casement		Windows and Doors- Rear elevation Manufacturer: Ideal Combi Futura + windows Colour: RAL 1035 KAWNEER AA100 curtain wall and door Colour: RAL 1035	
			Colour: RAL 1035	 RAL 1035
2.5	EW-03 Cementitious Panels-Rear elevation Manufacturer: Equitone Colour: Hessian [TE60] Notes: Tectiva. To service risers		Rendered Finish Manufacturer: Wetherby System Wetherby 4S Silicone 1.5mm 'k' Colour: B62 80 03 Finish: roughness level 3.0	 Colour Texture
2.6	EW-05 Cementitious Panels_Rear elevation Manufacturer: Equitone Colour: Hessian [TE60] Notes: Linea. To facade around entrances.		Rendered Finish Manufacturer: Wetherby System Wetherby 4S Silicone 1.5mm 'k' Colour:B62 80 03 Finish: roughness level 3.0	 Colour Texture
3.0 Rear Walkway and Stair				
3.2	Floor Finish - Vitrified Porcelain Tile Tile Manufacturer: Royale Stone or similar equivalent Colour: Luna White Notes: 600mmx1200mm. To access deck.		Walkway floor finish 20x600x600 mm porcelain tile Manufacturer: Parkside Architectural Tiles Range: Elvert Sand 5770 Colour: "Sand"	

3.3	EW-05 Cementitious Panels- to service risers Manufacturer: Equitone Colour: Hessian [TE60] Notes: Tectiva. 		Rendered Finish Manufacturer: Wetherby System Wetherby 4S Silicone 1.5mm 'k' Colour: B62 80 03 Finish: roughness level 3.0	
3.5	EW-01/EW-04 Facing Brickwork Manufacturer: Michelmersh Reference: Lindfield Yellow Multi Colour: Medium buff. To brick base of stair core.		Facing Brickwork Manufacturer: Michelmersh Reference: Lindfield Yellow Multi Colour: Medium buff. Brickwork mortar colour: natural	
			Sample panel built on site	
3.6	Balustrades to walkways Manufacturer: Contractor's Choice Colour: RAL 9003		Balustrades to walkways Manufacturer: Contractor's Choice Finish: Galvanised and PPC Colour: RAL 9003	
			Colour: RAL 9003	
3.7	End of walkway aluminium cladding screen.		End of walkway aluminium cladding screen. Material: PPC aluminium Note: Please refer to elevation drawings: - 123007-WGI-CA-ZZ-DR-A-2670 - 123007-WGI-CA-ZZ-DR-A-2673	
			Colour reference: RAL 1035	

	Roof Plant Areas acoustic screens		Roof Plant Areas acoustic screens Manufacturer: Bespoke Acoustic Solutions Colour: RAL 1035	
			Colour reference: RAL 1035	 <div>RAL 1035</div>
3.7	Cementitious Panels_Rear elevation walkway soffits		Cementitious Panels_Rear elevation walkway soffits Manufacturer: Equitone Material: Fibre cement board Colour: Tectiva [TE00]	
3.9	Rope Diamond Ferruled Mesh Manufacturer: Contractor's choice Colour: Stainless Steel 316 Notes: Samples required, indicative sizes provided TBC. Mesh to allow growth of planting.		Mesh Manufacturer/Supplier: Jackson Fencing Material: 4 mm steel wire panel Finish: Galvanised Reference: 358 Securi-Mesh	
4.0 External Paving				
4.1	External Paving		External Paving Manufacturer: Marshalls Reference: Modal X - Oatmeal Granite - Textured Type: Permeable	