





NOTES

- This drawing to be read in conjunction with the design risk assessment prepared by Craft Architects Limited.
- This drawing to be read in conjunction with all relevant drawings and specifications produced by CA and other members of the design team.
- All dimensions are in millimetres unless otherwise stated.
- Do not scale this drawing.
- Any discrepancies in dimensions are to be reported to the architect immediately.
- All information subject to detailed site survey, it is the duty of the contractor and his agent to check all dimensions on site.
- This drawing is the copyright © of Craft Architects, do not reproduce without permission.

NOTES:

-

-  Boundary line
-  Removed fabric
-  Existing fabric
-  Proposed fabric

REV	DATE	DESCRIPTION	DRAWN BY
B	12.03.25	REVISED FOR PLANNING	AMu
A	11.03.25	REVISED FOR PLANNING	AMu
/	19.12.24	ISSUED FOR PLANNING	AMu

PLANNING APPLICATION

project title
30 Solent Road
 London, NW6 1TU

Drawing Title

**PROPOSED
 REAR ELEVATION**

drawing number revision

2411 PA GA 2020 B

scale
1:50@A3

date / drawn by / checked by
03.12.2024 / AMu / CA

studio A303.1
 the biscuit factory
 100 clements road
 london se16 4dg
 tel. 020 7231 4361
 www.craftarchitects.co.uk

CRAFT
 ARCHITECTS



01 Rear Elevation
 1 : 50 @ A3