
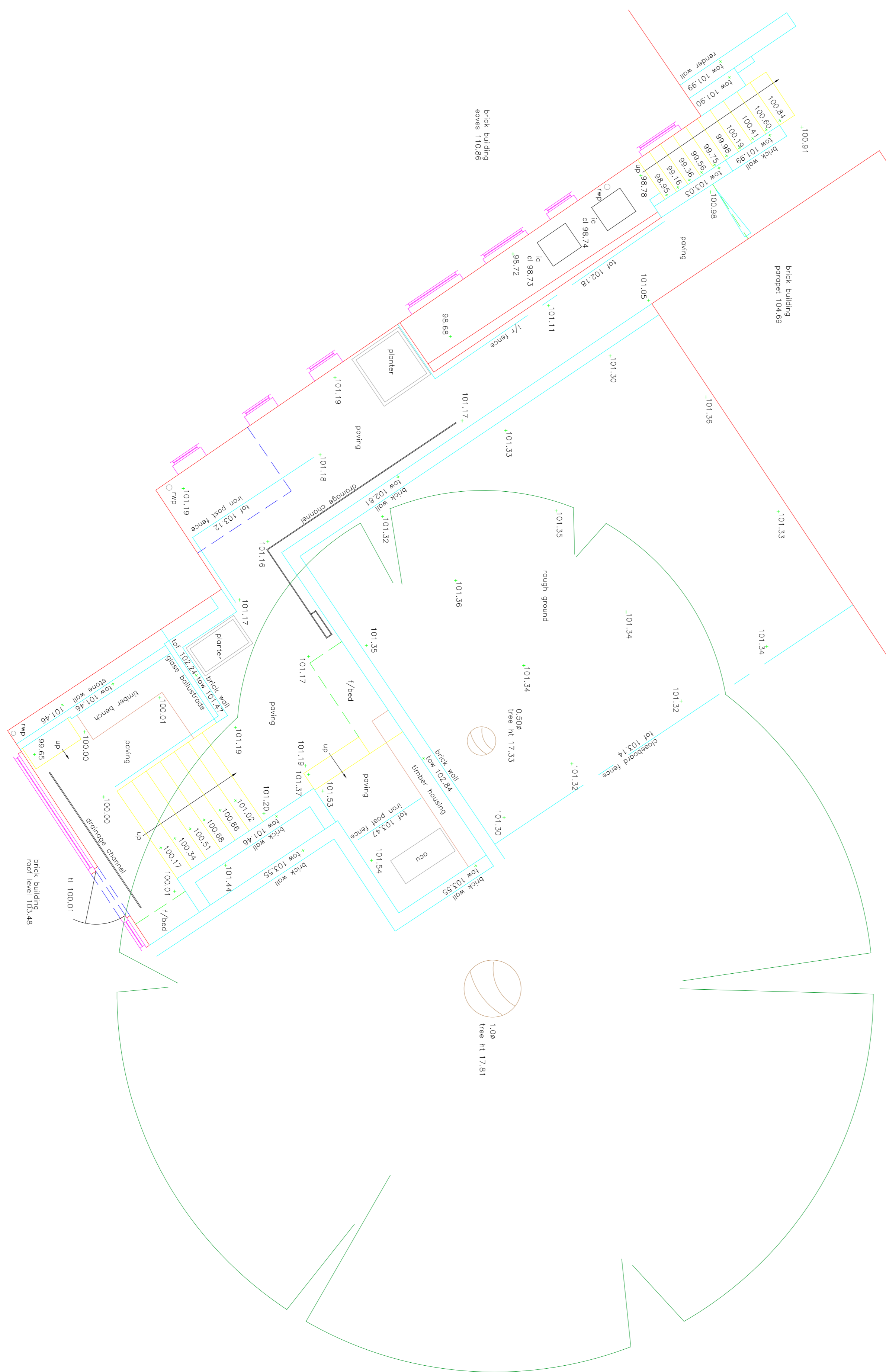


NOTES

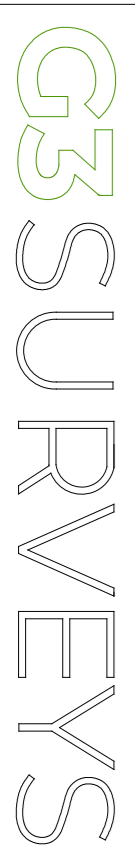
ALL LEVELS ARE IN METRES RELATED TO AN ASSUMED DATUM LOCATED ON DOOR THRESHOLD AS SHOWN VALUE (100.00m)
 THE COORDINATE GRID IS BASED ON ASSUMED VALUES.
 TREE SPECIES SHOULD ALWAYS BE CONFIRMED BY A TREE SPECIALIST

LEGEND

TOPOGRAPHICAL SURFACE LEVELS		INTERNAL BUILDING SURFACE LEVELS	
topm	top of main	fl	first floor
10m	10m bench mark	g	ground
11	11m bench mark	br	brick
12	12m bench mark	br	brick
13	13m bench mark	br	brick
14	14m bench mark	br	brick
15	15m bench mark	br	brick
16	16m bench mark	br	brick
17	17m bench mark	br	brick
18	18m bench mark	br	brick
19	19m bench mark	br	brick
20	20m bench mark	br	brick
21	21m bench mark	br	brick
22	22m bench mark	br	brick
23	23m bench mark	br	brick
24	24m bench mark	br	brick
25	25m bench mark	br	brick
26	26m bench mark	br	brick
27	27m bench mark	br	brick
28	28m bench mark	br	brick
29	29m bench mark	br	brick
30	30m bench mark	br	brick
31	31m bench mark	br	brick
32	32m bench mark	br	brick
33	33m bench mark	br	brick
34	34m bench mark	br	brick
35	35m bench mark	br	brick
36	36m bench mark	br	brick
37	37m bench mark	br	brick
38	38m bench mark	br	brick
39	39m bench mark	br	brick
40	40m bench mark	br	brick
41	41m bench mark	br	brick
42	42m bench mark	br	brick
43	43m bench mark	br	brick
44	44m bench mark	br	brick
45	45m bench mark	br	brick
46	46m bench mark	br	brick
47	47m bench mark	br	brick
48	48m bench mark	br	brick
49	49m bench mark	br	brick
50	50m bench mark	br	brick
51	51m bench mark	br	brick
52	52m bench mark	br	brick
53	53m bench mark	br	brick
54	54m bench mark	br	brick
55	55m bench mark	br	brick
56	56m bench mark	br	brick
57	57m bench mark	br	brick
58	58m bench mark	br	brick
59	59m bench mark	br	brick
60	60m bench mark	br	brick
61	61m bench mark	br	brick
62	62m bench mark	br	brick
63	63m bench mark	br	brick
64	64m bench mark	br	brick
65	65m bench mark	br	brick
66	66m bench mark	br	brick
67	67m bench mark	br	brick
68	68m bench mark	br	brick
69	69m bench mark	br	brick
70	70m bench mark	br	brick
71	71m bench mark	br	brick
72	72m bench mark	br	brick
73	73m bench mark	br	brick
74	74m bench mark	br	brick
75	75m bench mark	br	brick



SITE:	1E ELLESDALE ROAD, LONDON, NW3 6BA		
REF:	J422	DATE:	SEP 2024
SCALE:	1:50@A1	SUPERVISOR:	NR



COMPANY NUMBER: 11727603
 OFFICE: OFFICE 4, SPACE STATION, WATERLOO ROAD, KING'S HEATH, BIRMINGHAM B14 4ST
 PHONE: 0121 430 7024 WEBSITE: www.g3surveys.com EMAIL: enquiries@g3surveys.com

© COPYRIGHT G3 SURVEYS LTD