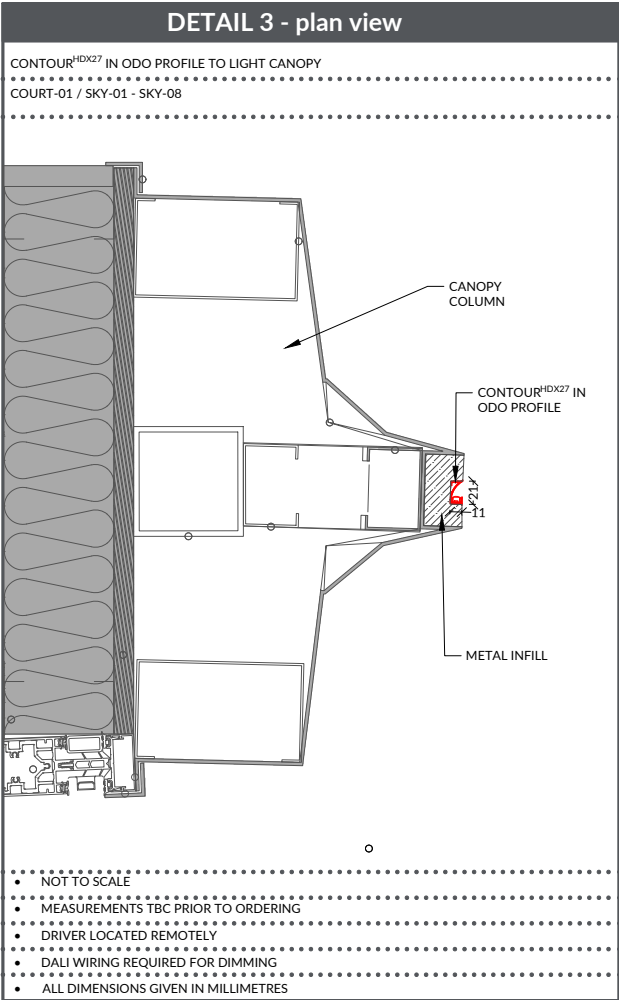
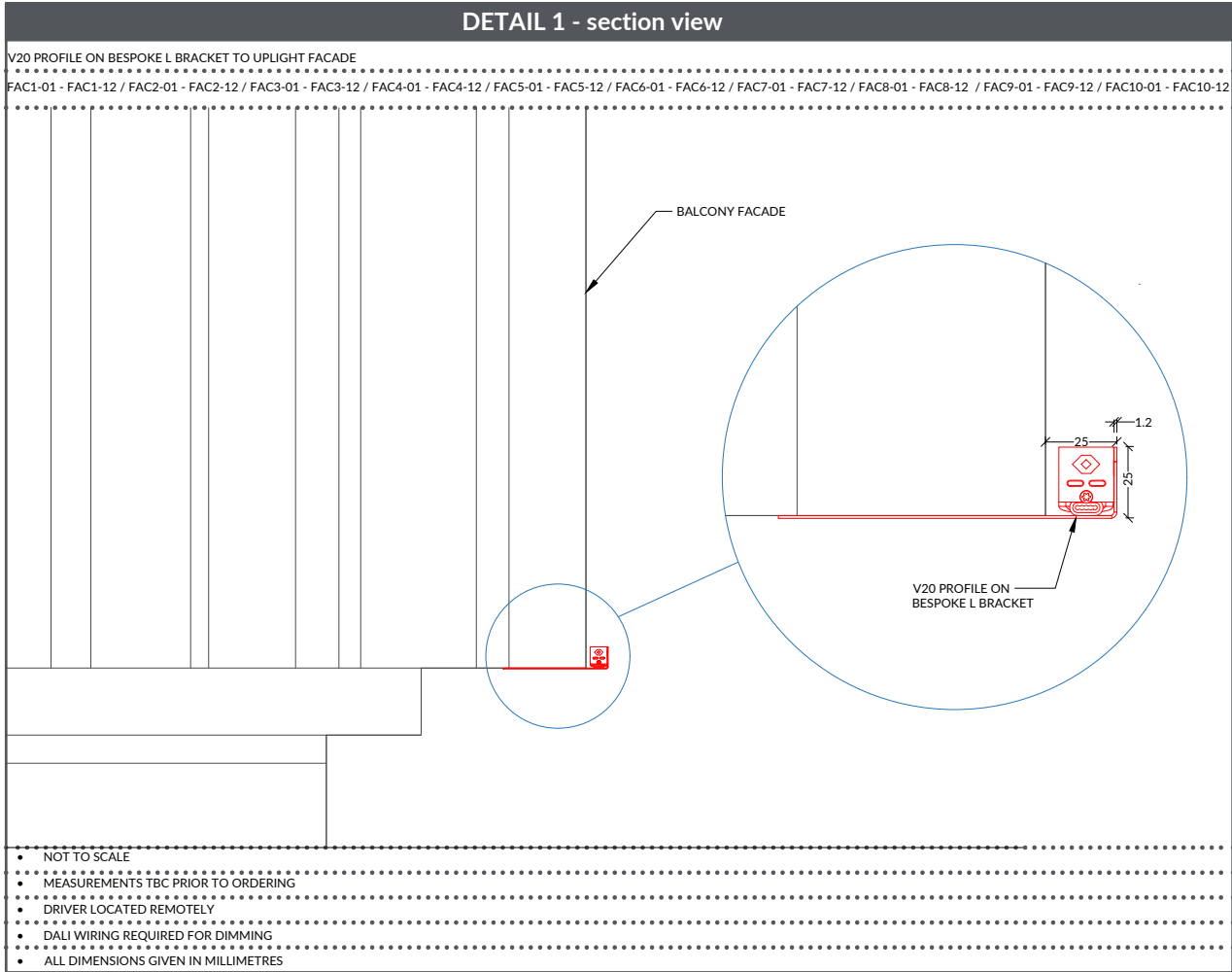









FACADE DETAILS - SUBJECT TO REVIEW






KEY TO LIGHTING AND ELECTRICAL SYMBOLS






LINEAR		
	CONTOUR HD27 9.6	L79
	LUMINO V20S OPTIC	LX79
	FLEXI SIDE BEND	LV7
	AS ABOVE, SET VERTICALLY	








FLOOR WASHERS		
	CAZALLA	CA
	GUIDA SINGLE	G1

UPLIGHTS		
	LUCCA 40	U4







EXTERNAL SPIKES		
	KEW 25	K2
	HAMPTON 40	H4

SURFACE MOUNTED		
	KEW SURFACE 25	KS2












DECORATIVE/CLIENT SUPPLY		
	EXTERNAL WALL LIGHT	EL
	EXTERNAL PENDANT	EP
	RECHARGEABLE TABLE LAMP RTL	
	LIGHT SHEET	
	BOLLARD LIGHT	

SOCKETS AND CONTROL		
	5 AMP WALL SOCKET	WS
	5 AMP FLOOR SOCKET	FS
	MANUAL CONTROL LOCATION	
	DOOR OPERATED SWITCH	DOS
	RAKO AUXILIARY PLATE	
	CEILING RECESSED PIR	PIR
	SUPPLY FOR FUTURE LIGHTING	

LAMPS & LENSES		
LED ENGINES		
SS	SUPER SPOT	
SP	SPOT	
NA	NARROW	
ME	MEDIUM	
WI	WIDE	
SW	SUPER WIDE	
LENSES		
SG	SANDBLASTED LENS	
SL	SOFTENING LENS	
HC	HONEYCOMB LENS	
PROFILE FOR CONTOUR		
ODO	ODO PROFILE	
V20	LUMINO V20 PROFILE	
MP	CONTOUR HD MICRO PROFILE	
CP	CONTOUR HD CORNER PROFILE	

DIMENSIONS		
	EQUAL DISTANCE	
	HALF-EQUAL DISTANCE	
	DISTANCE OFF	
	CENTRE LINE	
	IN LINE WITH	
	CEILING HEIGHT	

FINISHES		
AL	-	ALUMINIUM
BC	-	BRIGHT CHROME
BL	-	BLACK
BZ	-	BRONZE
GM	-	GUN METAL
NI	-	NICKEL
OG	-	OLIVE GREEN
PC	-	POLISHED CHROME
PL	-	PLASTER
PN	-	POLISHED NICKEL
PR	-	PRIMED
SC	-	SATIN CHROME
SS	-	STAINLESS STEEL
RA	-	RAL
WH	-	WHITE

UNDERSTANDING REFERENCES		
	ROOM REF	
	CIRCUIT	
	LUMINAIRE SYMBOL	
	B06-1	
	P5-WI-SG/WH	
	LUMINAIRE REF	
	BEAM WIDTH	
	LENSES	
	FINISH	
	HIGH LEVEL LIGHTING	
	LOW LEVEL LIGHTING	

ISSUE	DESCRIPTION	DATE	DRAWN	CHCK
REV A(b)	FOLLOWING EMAIL CORRESPONDENCE	20/02/2025	HR	VM

JOHN CULLEN

CLIENT NAMEIMPERIAL LONDON HOTELS LTD

SITE ADDRESSIMPERIAL HOTEL, 61-66 RUSSELL SQUARE, LONDON, WC1B 5BB

DRAWING TITLE

REFERENCE NUMBER4029

CLIENT CODEC19056

SCALE1:50 @ A3

DESIGNVANESSA MACEDO020 7371 9000 (DESIGN)

SALES & TECHNICALSTEPHANI ANDERSEN020 7371 9000 OPTION 1

NB ALL JOHN CULLEN PLANS MUST BE READ IN CONJUNCTION WITH THE RELEVANT SPECIFICATION. THIS DRAWING IS ISSUED UNDER LICENSE SOLELY FOR THE PURPOSES OF INSTALLING THE PROPOSED LIGHTING SCHEME AS DEFINED ON THE PLAN AND ASSOCIATED SPECIFICATION. THIS DRAWING MUST NOT BE ALTERED OR AMENDED IN ANY WAY, OR USED FOR ANY PROJECT OTHER THAN THAT COMMISSIONED BY THE CLIENT. DO NOT SCALE FROM THIS DRAWING.

COPYRIGHT © JOHN CULLEN 2023