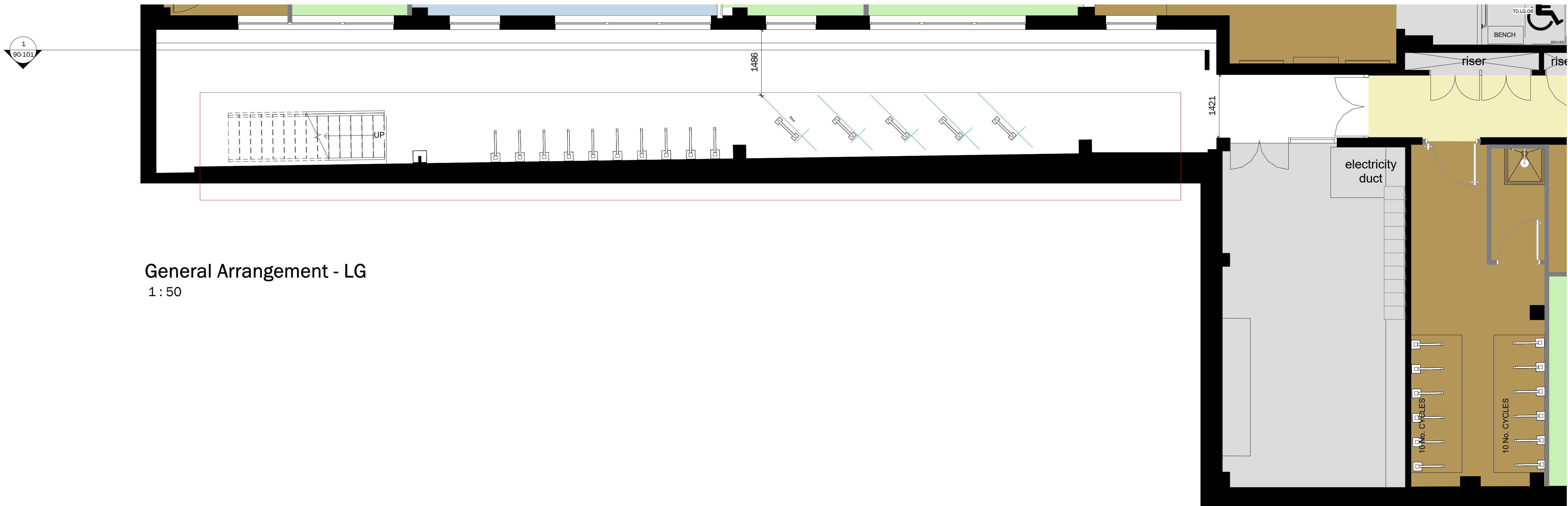
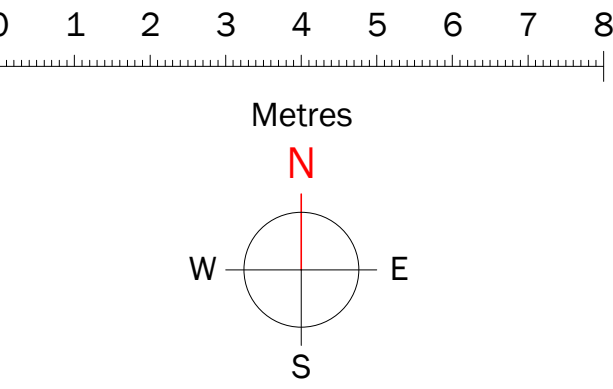
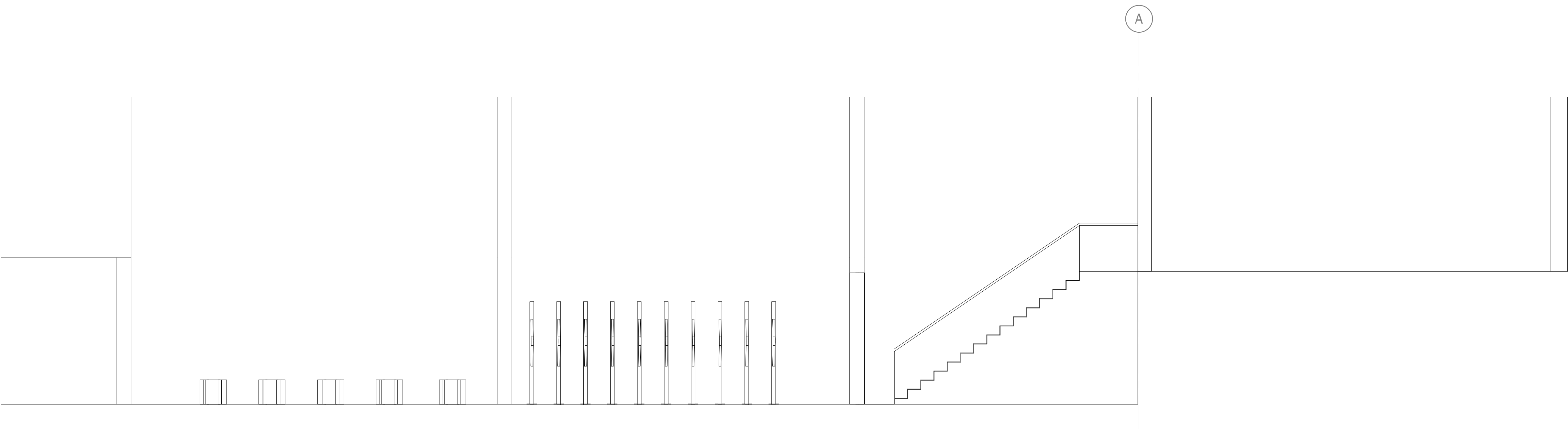


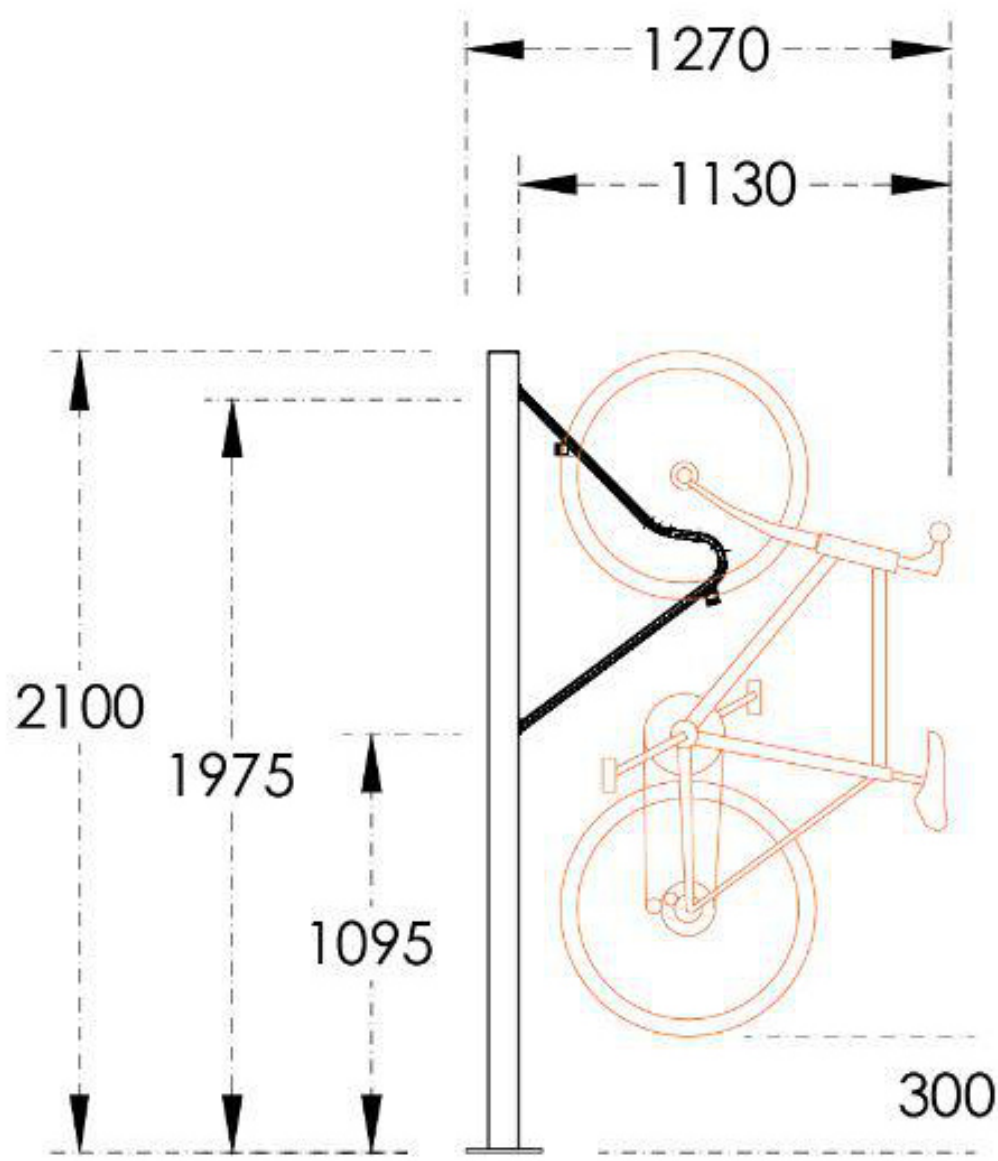
Drawings are the sole property of Interaction, and may not be used, transferred, or disclosed to a third party without the express permission of Interaction. Do not scale from this drawing. Contractor to verify all dimensions, levels, and components on-site. Any discrepancies shall be addressed in writing to Interaction prior to the commencement of the work, otherwise the Contractor shall bear full responsibility for any associated cost. This drawing is to be read in conjunction with all other documentation. Building parameters taken from as built drawings provided. Check survey undertaken only, subject to statutory approval. All dimensions shown are in millimetres unless otherwise shown.



General Arrangement - LG
1 : 50



1 Bike Storage Section
1 : 50



P03	Bike Storage	22/02/24
P02	For Planning	13/12/2023
P01	For Planning	26/10/2023
P00	For Planning	16/06/23
REV	DESCRIPTION	DATE

Project
RWE-24-28 Bloomsbury Way

Address
24-28 Bloomsbury Way
London , WC1A 2SN

interaction

The Vault, 1 Barbett Street, Bury, BA1 2QT
01275 485 4000 | info@interactionuk.com
www.interactionuk.com

Drawing Title Bike Storage Lower Ground		
Drawing Number RWE-INT-BLO-LG-DR-I-90-101.P03		
Project Number B1927	Level LG	Drawing 90
Drawing Status For Planning		Revision P03
Drawing Scale @ A0 1 : 50	Drawn by AS	Checked by LST Date 26/10/2023