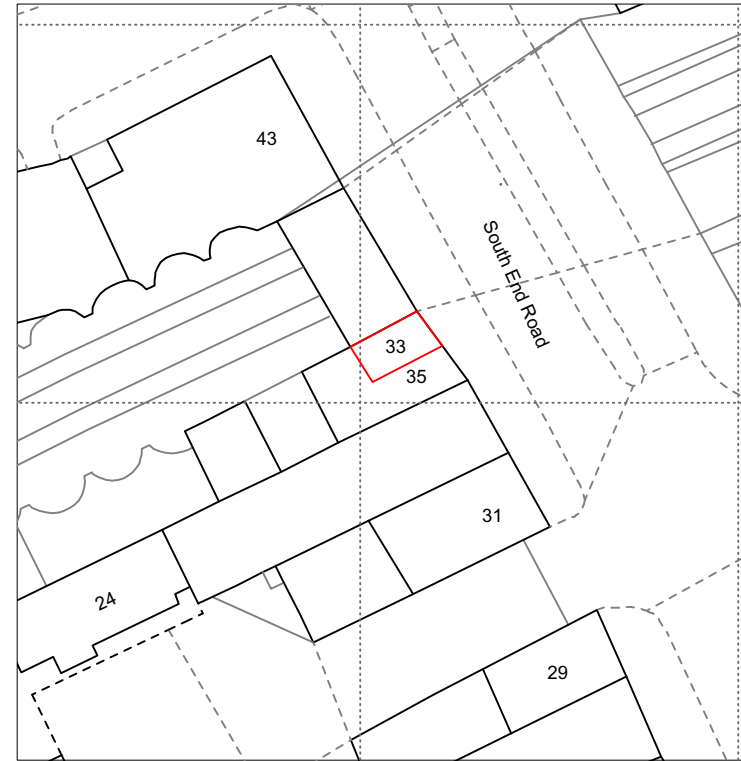
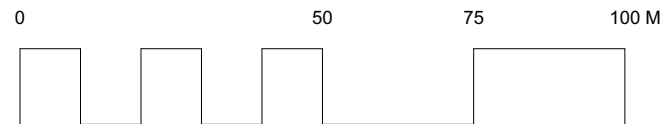
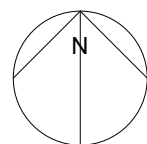
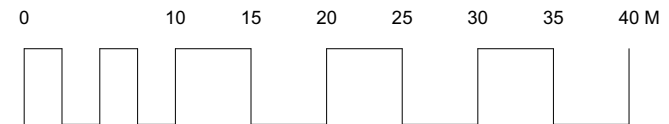


1 Site Location Plan  
Scale: 1:1250



2 Site Block Plan  
Scale: 1:500



Scale  
As shown  
Drawn by  
CW

Drawing no.  
00.100  
Date  
Dec 2023

Client  
  
Project  
33 South End Road, London, NW3 2PY

Drawing title  
Site Location and Block Plan  
  
**Planning**

**Easton Design Office Limited**  
Second Floor  
9C York Way  
London N7 9GY  
+44 (0) 207 043 4614  
eastondesignoffice.com

