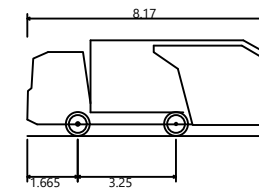


NOTES

1. This drawing to be read & printed in colour.
2. This drawing is for illustrative purposes only.
3. Design speed for all vehicle swept paths is 5kph.
4. Stationary steering has not been used on this drawing.

PHOENIX 2-09N (with ELITE 2 4x2 CHASSIS)



Overall Length	8.170m
Overall Width	2.250m
Overall Body Height	3.162m
Min Body Ground Clearance	0.367m
Track Width	2.250m
Lock to lock time	4.00s
Kerb to Kerb Turning Radius	6.550m



Rev	Details	REVISION HISTORY			Drawn	Checked	Date

Status: Preliminary Detailed As Built

Client: **Knighton Estates Limited**

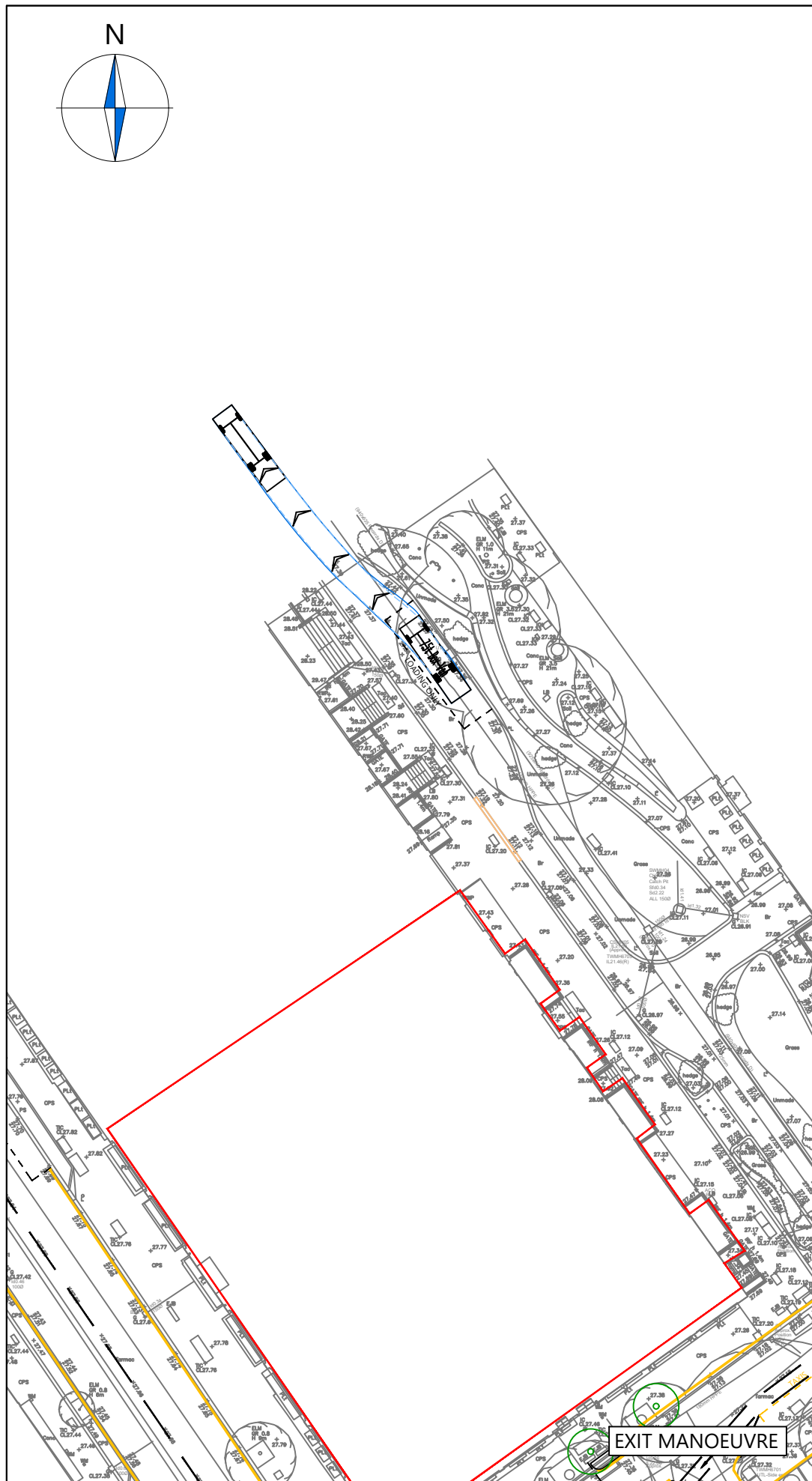
Project: **The Courtyard Building Camden**

Drawing Title: **Swept Path Analysis
Phoenix 2-09N (with Elite 2 4x2 Chassis)**

Scale:	1:500	Size:	A3
Drawn by:	COS	Checked by:	JT
Approved by:	JT	Date:	21.01.2025



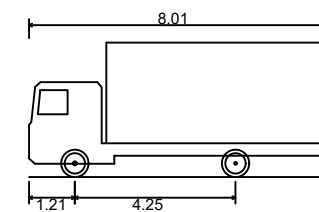
Scheme Ref:	Drawing No:	Sheet :	Rev:
5489	TR002	1 of 2	...



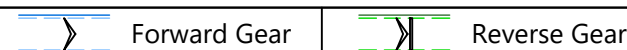
NOTES

1. This drawing to be read & printed in colour.
2. This drawing is for illustrative purposes only.
3. Design speed for all vehicle swept paths is 5kph.
4. Stationary steering has not been used on this drawing.

7.5T BOX VAN



Overall Length	8.010m
Overall Width	2.100m
Overall Body Height	3.556m
Min Body Ground Clearance	0.351m
Track Width	2.064m
Lock to Lock Time	4.00s
Kerb to Kerb Turning Radius	7.400m



Rev	Details	REVISION HISTORY			Drawn	Checked	Date

Status: Preliminary Detailed As Built

Client:

Knighton Estates Limited

Project:

**The Courtyard Building
Camden**

Drawing Title:

**Swept Path Analysis
7.5t Box Van**

Scale: **1:500** Size: **A3**

Drawn by: COS	Checked by: JT	Approved by: JT	Date: 21.01.2025
-------------------------	--------------------------	---------------------------	----------------------------



21 Little Portland Street • London • W1W 8BT • Tel. 020 3617 8200

Scheme Ref: 5489	Drawing No: TR002	Sheet: 2 of 2	Rev: ...
----------------------------	-----------------------------	-------------------------	--------------------