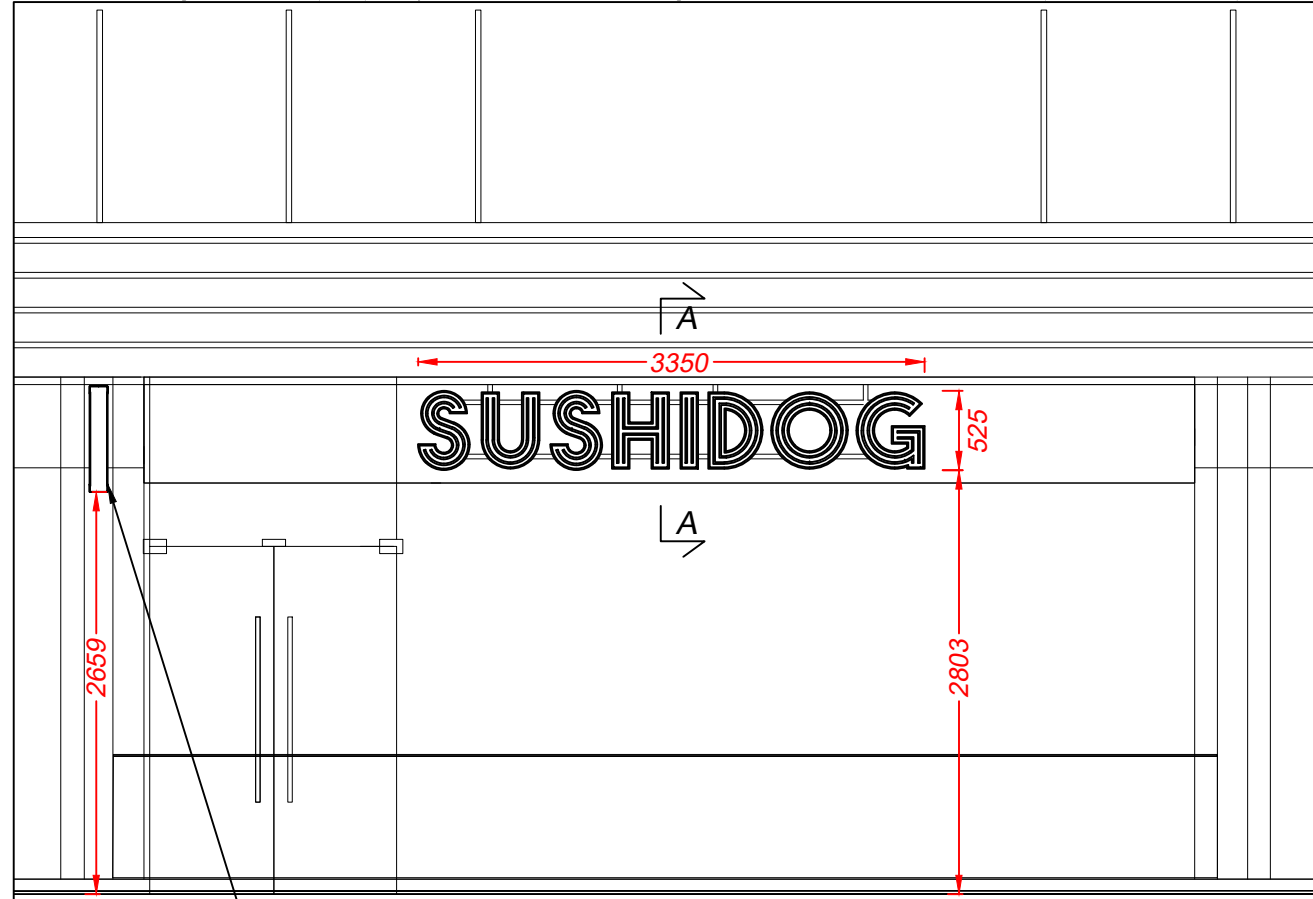
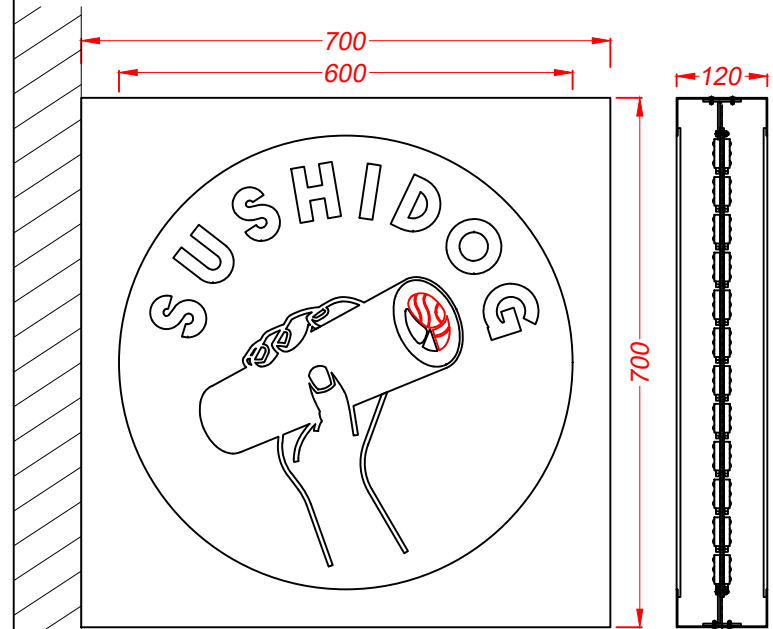


**Proposed**

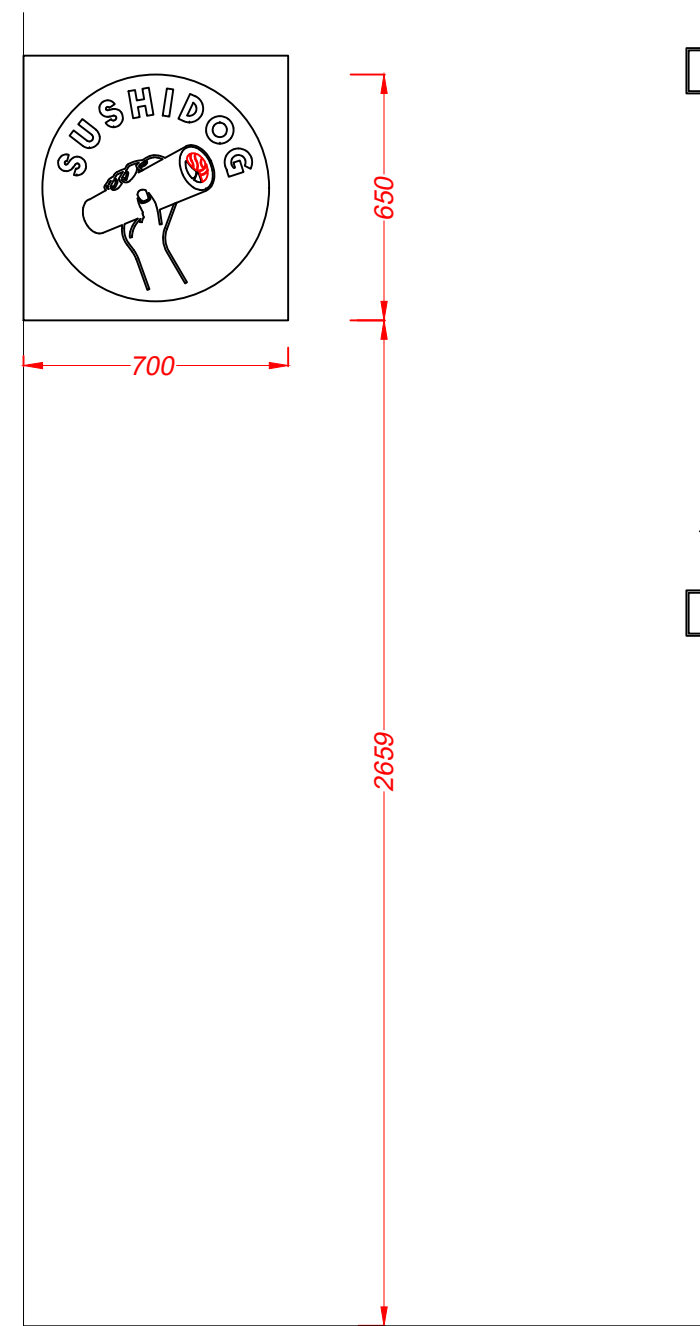


projected sign position  
Front Elevation  
Scale 1:50

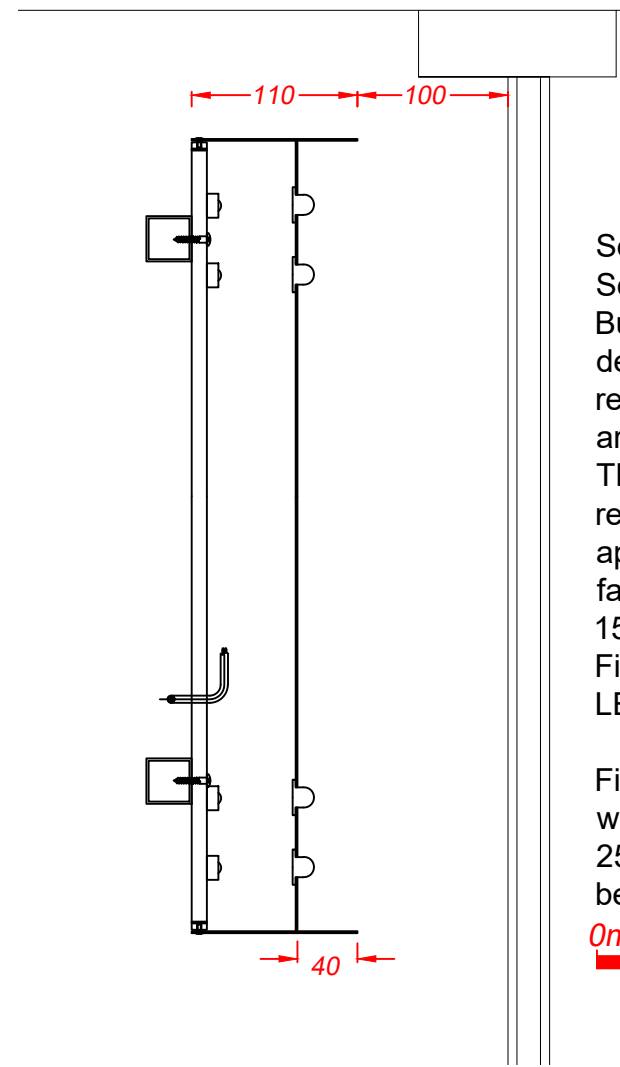



Projected Sign - 1 off  
Scale 1:10

Folded and welded 2.5mm aluminium panels with a fret cut circle in the panel faces are finished opal green RAL 6026. Circles are fitted with push through 5mm opal 050 acrylic discs with opal green opaque vinyl letters and a vinyl digital print for the graphics. Acrylic is internally illuminated by low energy cool white LEDs. Fixed to the existing landlord bracketry.




8300 to the kerb  
Projecting Sign  
Scale 1:20



Section A-A through the text  
Scale 1:5  
Built-up letters have 1.2mm descaled stainless steel face rims, returns and recessed faces which are finished orange RAL 2017. The faces are set back within the returns for an open-trough appearance and fret cut lines in the faces are fitted with bullnosed 15mm opal 030 acrylic. Fitted with low energy warm white LEDs for face illumination.

Fixed to 30x30mm SHS steel rails which are finished sky blue RAL 250/80/20 and hang from the ceiling behind the glazing.



	<b>Technical Signs</b> Floor 1 - Unit 3 Hille Business Centre 132 St Albans Road Watford, Herts, WD24 4AE Tel: 01923 811999 Fax: 01923 811998 E-mail: info@technicalsigns.co.uk		Client Sushidog Address/Job details 105 Tottenham Court Rd Fitzrovia W1T 4TT Proposed Signs	
	Job No		Date 05/02/25	
	Drawn by DN	Scale As specified (A3)		
	Drawing No 597018-2		Rev	