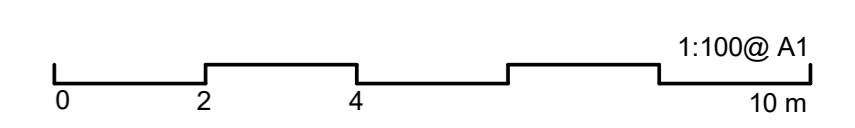
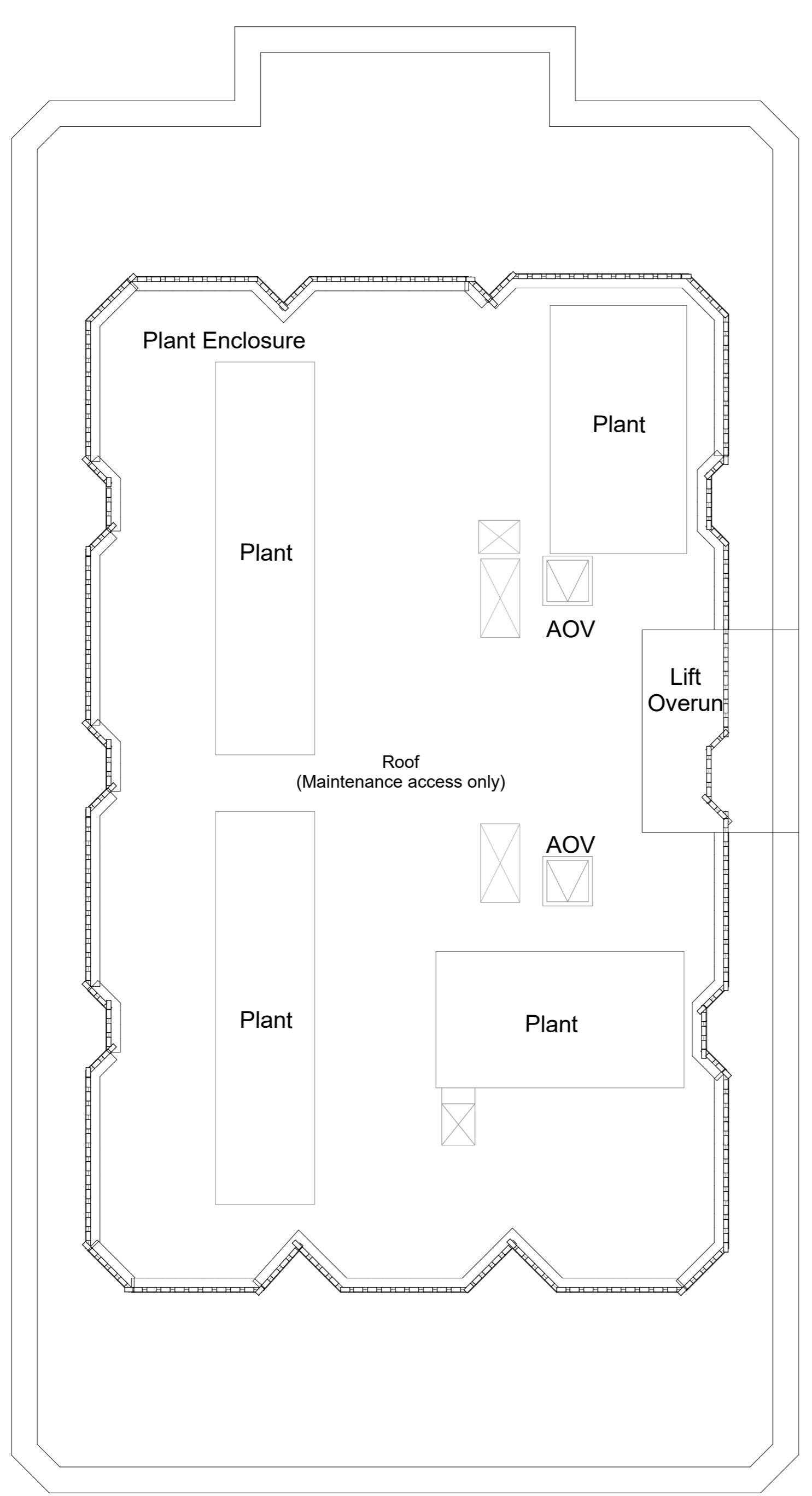

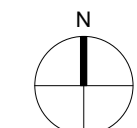
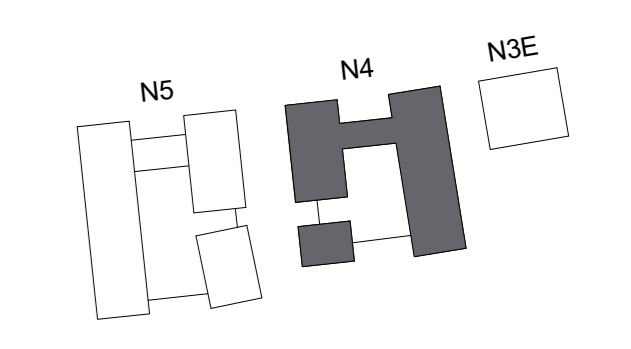


Disclaimer:
 - Do not scale from this drawing.
 - Discrepancies must be reported immediately to the Architect before proceeding.
 - Only figured dimensions are to be used.
 - Check all dimensions on site before fabrication or setting out.
 - This document is copyright and may not be reproduced without permission of the owner.

PLEASE NOTE:
 The internal layouts within the apartments, houses, ancillary spaces and commercial units will be subject to design development. Internal fittings and furniture are illustrative only. The precise locations of walls and internal doors, and the detailed layout of the bathroom and kitchen areas will be the subject of non-material changes and may vary from the internal layouts set out in these plans. These minor alterations will not affect the position and arrangement of the external doors and windows.



Key / Location:



Rev:	Notes:	Date:	Drawn:	Issued:
P1	Planning	31.01.2025	OH	SM
P2	Planning	07.02.2025	DH	SM

Purpose of Issue:
PLANNING

GRID

GRID Architects
 128 Southpark Street,
 London SE1 1SW

Client:
 LS (Finchley Road) Limited

Project Name
 O2 Finchley Road Detail Element
 255 Finchley Rd, London NW3 6LU

Drawing Title:
 N4_Proposed Level 16 GA Roof Plan

Drawn by:
 JF

Issued by:
 SM

GRID Project No:
 22036

Scale @A0:
 1 : 100

Drawing No:
 4602_001-GRD-N4Z-116R-DR-A-PL210116 P2

Rev:
 1

