

























**ITEM 01 (Qty 02) UC03**

Ashleigh to replace existing headers on pictorial with new Greene King header  
New GK header ONLY to existing gibbet and pictorial

Scale 1:20

**ITEM 01A (Qty 02) ASH-BRACKET-NS**

Hanging bracketry required – from existing arm



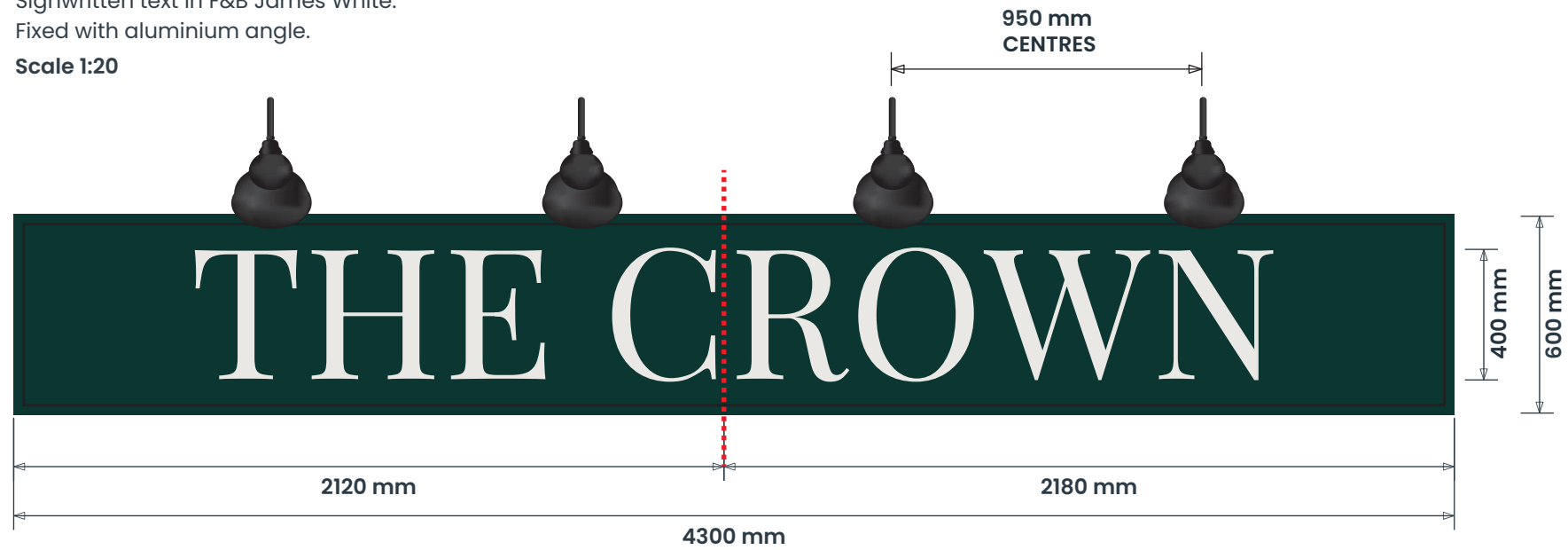
**ITEM 02 (Qty 01) UC08C-T-NS**

Single sided metal fascia sign.

**Featuring:**

- Metal fascia finished Dulux 70BG 07/086.
- 32 mm trim finished Dulux 70BG 07/086.
- Signwritten text in F&B James White.
- Fixed with aluminium angle.

Scale 1:20



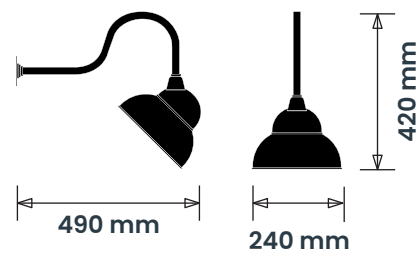
**ITEM 02A (Qty 04) UC13E**

Cowl light in Black.

**Featuring:**

- Warm white illumination.

Scale 1:20



**CONTRACTOR SCAFFOLD  
CONTRACTOR TO PROVIDE 67MM COWL  
LIGHT JUNCTION BOXES**

**ITEM 03 OMITTED**

**ITEM 04 OMITTED**

**ITEM 05 (Qty 06) UC REFURB-NS**

Existing brass lanterns

Existing 6 off brass lanterns to G/F

Install new lamps to lanterns – warm white

Return to factory – clean and polish – new bulbs

**ITEM 06 (Qty 01 SET) UC RET-NS**

Retain the existing flood lighting.

NO ASHLEIGH WORKS

**ITEM 06a (Qty 02) UC RET-NS**

No Ashleigh works to Black Lanterns x 2

Council street lighting – suggest not Greene King property



**SIGN COLOUR**

DULUX  
61GG 08/119

Farrow & Ball  
James White

Copper

Farrow & Ball  
Off Black

**BUILDING COLOUR**

DULUX  
61GG 08/119

DULUX Heritage  
Alabaster White

DULUX Heritage  
Wiltshire White

**BRAND TYPEFACES**

Primary :  
Playfair Display Regular

Secondary :  
Playfair Display Regular



**ITEM 07 (Qty 01) UC08C-T-NS**

Single side metal fascia

**sign. Featuring:**

- Metal fascia finished Dulux 70BG 07/086.
- 32 mm trim finished Dulux 70BG 07/086.
- Signwritten text in F&B James White.
- Fixed with aluminium angle.

**Scale 1:30**

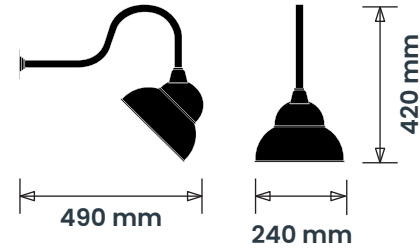
**ITEM 07A (Qty 04) UC13E**

Cowl light in Black.

**Featuring:**

- Warm white illumination.

**Scale 1:20**



**CONTRACTOR SCAFFOLD  
CONTRACTOR TO PROVIDE 67MM COWL  
LIGHT JUNCTION BOXES**



**ITEM 08 (Qty 01) UC08C-T-NS**

Single sided metal fascia sign.

**Featuring:**

- Metal fascia finished Dulux 70BG 07/086.
- 32 mm trim finished Dulux 70BG 07/086.
- Signwritten text in F&B James White.
- Fixed with aluminium angle.

**Scale 1:30**

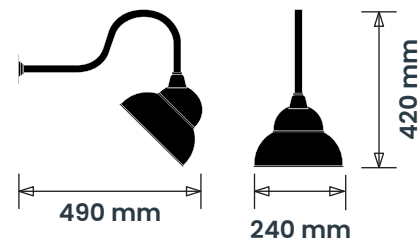
**ITEM 08A (Qty 04) UC13E**

Cowl light in Black.

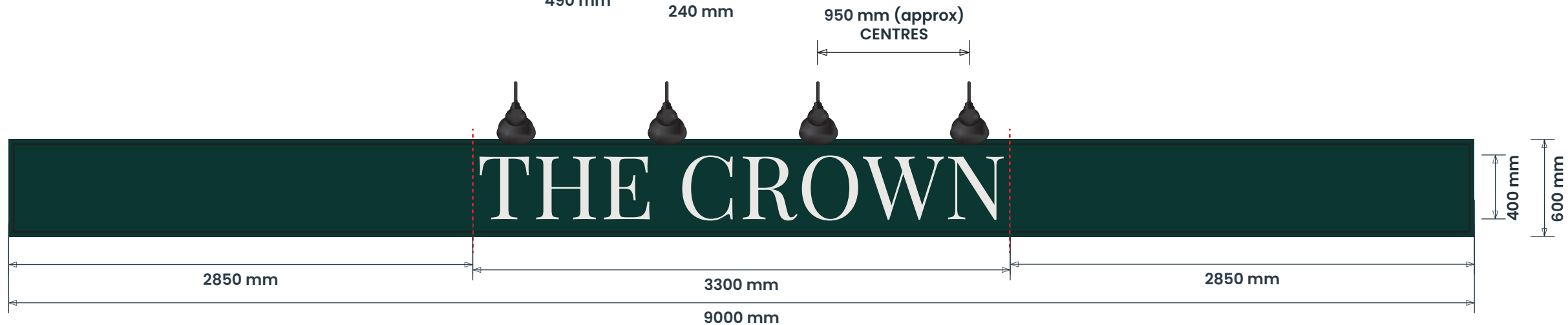
**Featuring:**

- Warm white illumination.

**Scale 1:20**



**CONTRACTOR SCAFFOLD  
CONTRACTOR TO PROVIDE 67MM COWL  
LIGHT JUNCTION BOXES**



**SIGN COLOUR**

DULUX  
61GG 08/119

Farrow & Ball  
James White

Copper

Farrow & Ball  
Off Black

**BUILDING COLOUR**

DULUX  
61GG 08/119

DULUX Heritage  
Alabaster White

DULUX Heritage  
Wiltshire White

**BRAND TYPEFACES**

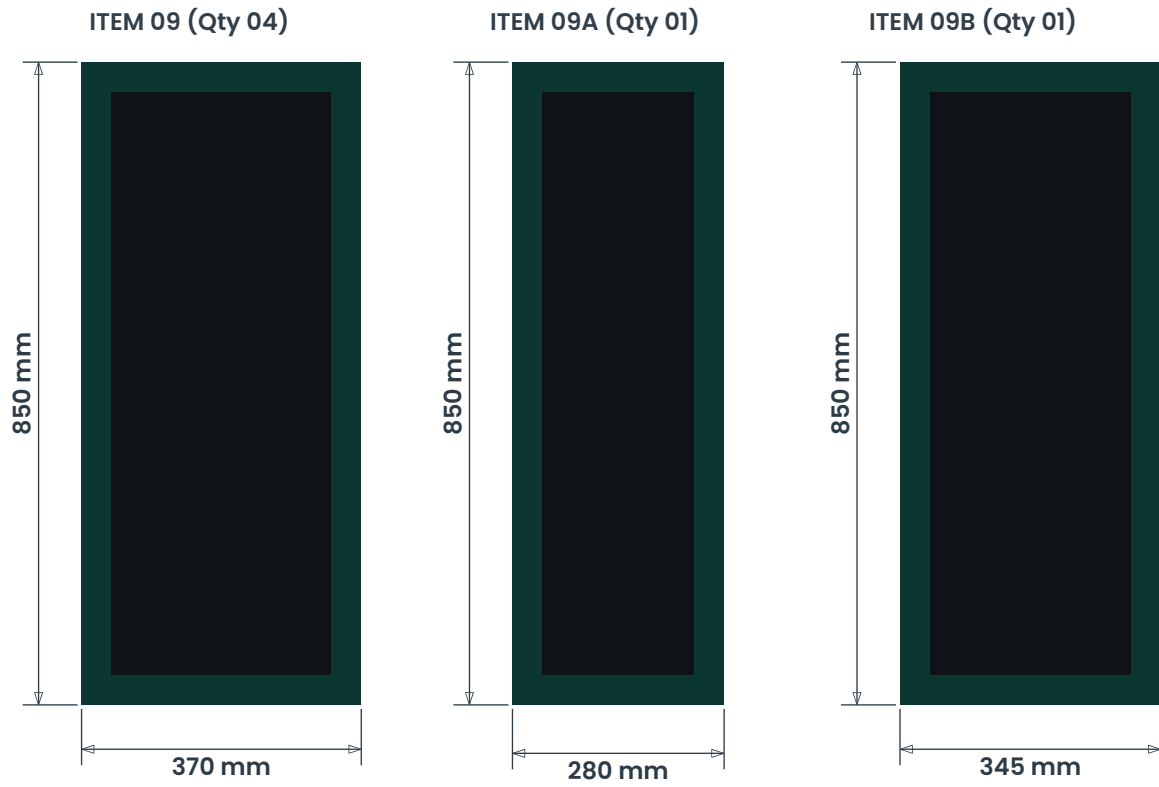
Primary :  
Playfair Display Regular

Secondary :  
Playfair Display Regular



**ITEM 09, 09A, 09B (Qty AS SHOWN) UC04-T-NS**

- Single sided chalkboard sign.  
**Featuring:**
- Timber plywood panel
  - Softwood trim
  - Painted blackboard panel.
  - 25 x 25 mm Aluminium angle
- Scale 1:10



**ALL CHALKBOARDS TO SIT INSIDE THE EXISTING TILED FRAME**

**ITEM 12 (Qty 01) UC04-T-NS**

- Single sided sign.  
**Featuring:**
- Timber plywood panel
  - Softwood trim
  - Signwritten text.
  - 25 x 25 mm Aluminium angle
- Scale 1:10



**ITEM 13 UC13-NS**

Overhaul all external lights & ensure all flood lights are the same throughout

**CONTRACTOR TO CHECK FLOODS IN FWO AND BULBS ARE CONSISTENT COLOUR**

**ITEM 10 OMITTED**

**ITEM 11 (Qty 01) UC RET-NS**

History sign – existing plaque to RHS of corner stays



**SIGN COLOUR**

- DULUX 61GG 08/119
- Farrow & Ball James White
- Copper
- Farrow & Ball Off Black

**BUILDING COLOUR**

- DULUX 61GG 08/119
- DULUX Heritage Alabaster White
- DULUX Heritage Wiltshire White

**BRAND TYPEFACES**

- Primary :  
Playfair Display Regular
- Secondary :  
Playfair Display Regular

**ITEM 13A (Qty 09) UC13-NS**

50w floodlight

- Featuring:**
- White carcass floodlights
  - Warm white illumination 3000k Lumens: 5500
  - 200mm long extendable brackets.

Scale 1:10

**NO ASHLEIGH WORKS – LIGHTS BY OTHERS.**

**218mm width  
206mm high  
46mm depth**





LOCATION PLAN

