



SUNLIGHT Analysis

O2 Centre, Finchley, Camben, London

Existing vs Proposed Scheme 06-01-25 Phase 1 and Consented Phase 2,3- No Balconies

APSH

Room	Window	Room Use	Window				Winter %Loss	Annual %Loss	Room				Winter %Loss	Annual %Loss
			Existing		Proposed				Existing		Proposed			
			Winter APSH	Annual APSH	Winter APSH	Annual APSH			Winter APSH	Annual APSH	Winter APSH	Annual APSH		
R5/34	W9/34		30	97	18	84	40.0	13.4						
R5/34	W10/34		30	97	18	84	40.0	13.4	30	97	18	84	40.0	13.4
66 LITHOS ROAD														
R8/30	W43/30		10	52	2	43	80.0	17.3						
R8/30	W44/30		6	50	3	47	50.0	6.0						
R8/30	W45/30		14	63	3	51	78.6	19.0						
R8/30	W46/30		5	44	2	41	60.0	6.8						
R8/30	W47/30		14	64	3	52	78.6	18.8						
R8/30	W48/30		11	58	2	49	81.8	15.5	15	67	4	55	73.3	17.9
R8/31	W15/31		28	74	7	52	75.0	29.7						
R8/31	W16/31		28	79	7	57	75.0	27.8	28	79	7	57	75.0	27.8
R9/32	W11/32		28	68	10	49	64.3	27.9	28	68	10	49	64.3	27.9
R6/34	W11/34		29	95	16	81	44.8	14.7						
R6/34	W12/34		30	97	17	83	43.3	14.4	30	97	17	83	43.3	14.4



SUNLIGHT Analysis

O2 Centre, Finchley, Camben, London

Existing vs Proposed Scheme 06-01-25 Phase 1 and Consented Phase 2,3- No Balconies

APSH

Room	Window	Room Use	Window				Winter %Loss	Annual %Loss	Room				Winter %Loss	Annual %Loss
			Existing		Proposed				Existing		Proposed			
			Winter APSH	Annual APSH	Winter APSH	Annual APSH			Winter APSH	Annual APSH	Winter APSH	Annual APSH		

65 LITHOS ROAD

R9/30	W49/30		6	47	3	43	50.0	8.5						
R9/30	W50/30		4	37	3	36	25.0	2.7						
R9/30	W51/30		15	64	5	53	66.7	17.2						
R9/30	W52/30		5	41	2	38	60.0	7.3						
R9/30	W53/30		15	62	5	52	66.7	16.1						
R9/30	W54/30		11	53	3	45	72.7	15.1	16	69	6	58	62.5	15.9
R9/31	W17/31		30	80	10	59	66.7	26.3						
R9/31	W18/31		30	76	10	56	66.7	26.3	30	80	10	59	66.7	26.3
R10/32	W12/32		30	69	12	50	60.0	27.5	30	69	12	50	60.0	27.5
R7/34	W13/34		30	97	16	82	46.7	15.5						
R7/34	W14/34		30	97	17	83	43.3	14.4	30	97	17	83	43.3	14.4

64 LITHOS ROAD

R10/30	W55/30		8	62	2	55	75.0	11.3						
--------	--------	--	---	----	---	----	------	------	--	--	--	--	--	--



SUNLIGHT Analysis

O2 Centre, Finchley, Camben, London

Existing vs Proposed Scheme 06-01-25 Phase 1 and Consented Phase 2,3- No Balconies

APSH

Room	Window	Room Use	Window				Winter %Loss	Annual %Loss	Room				Winter %Loss	Annual %Loss
			Existing		Proposed				Existing		Proposed			
			Winter APSH	Annual APSH	Winter APSH	Annual APSH			Winter APSH	Annual APSH	Winter APSH	Annual APSH		
R10/30	W56/30		2	48	1	47	50.0	2.1						
R10/30	W57/30		13	71	5	62	61.5	12.7						
R10/30	W58/30		2	44	2	44	0.0	0.0						
R10/30	W59/30		13	71	5	62	61.5	12.7						
R10/30	W60/30		12	65	4	57	66.7	12.3	16	74	7	64	56.3	13.5
R10/31	W19/31		30	88	10	67	66.7	23.9						
R10/31	W20/31		30	88	10	67	66.7	23.9	30	88	10	67	66.7	23.9
R11/32	W13/32		30	88	12	69	60.0	21.6	30	88	12	69	60.0	21.6
R11/33	W8/33		30	86	13	68	56.7	20.9	30	86	13	68	56.7	20.9
R8/34	W15/34		30	97	15	81	50.0	16.5						
R8/34	W16/34		30	97	15	81	50.0	16.5	30	97	16	82	46.7	15.5

63 LITHOS ROAD

R11/30	W61/30		9	62	3	55	66.7	11.3						
R11/30	W62/30		2	49	1	48	50.0	2.0						



SUNLIGHT Analysis

O2 Centre, Finchley, Camben, London

Existing vs Proposed Scheme 06-01-25 Phase 1 and Consented Phase 2,3- No Balconies

APSH

Room	Window	Room Use	Window				Winter %Loss	Annual %Loss	Room				Winter %Loss	Annual %Loss
			Existing		Proposed				Existing		Proposed			
			Winter APSH	Annual APSH	Winter APSH	Annual APSH			Winter APSH	Annual APSH	Winter APSH	Annual APSH		
R11/30	W63/30		13	71	5	62	61.5	12.7						
R11/30	W64/30		2	45	2	45	0.0	0.0						
R11/30	W65/30		13	71	5	62	61.5	12.7						
R11/30	W66/30		12	66	4	58	66.7	12.1	16	74	6	63	62.5	14.9
R11/31	W21/31		30	88	9	66	70.0	25.0						
R11/31	W22/31		30	88	10	67	66.7	23.9	30	88	10	67	66.7	23.9
R12/32	W14/32		30	88	11	68	63.3	22.7	30	88	11	68	63.3	22.7
R12/33	W9/33		30	87	11	67	63.3	23.0	30	87	11	67	63.3	23.0
R9/34	W17/34		30	97	14	80	53.3	17.5						
R9/34	W18/34		30	97	14	80	53.3	17.5	30	97	14	80	53.3	17.5

62 LITHOS ROAD

R12/30	W67/30		10	52	4	45	60.0	13.5						
R12/30	W68/30		7	51	4	48	42.9	5.9						
R12/30	W69/30		15	64	5	53	66.7	17.2						



SUNLIGHT Analysis

O2 Centre, Finchley, Camben, London

Existing vs Proposed Scheme 06-01-25 Phase 1 and Consented Phase 2,3- No Balconies

APSH

Room	Window	Room Use	Window				Winter %Loss	Annual %Loss	Room				Winter %Loss	Annual %Loss
			Existing		Proposed				Existing		Proposed			
			Winter APSH	Annual APSH	Winter APSH	Annual APSH			Winter APSH	Annual APSH	Winter APSH	Annual APSH		
R12/30	W70/30		5	46	4	45	20.0	2.2						
R12/30	W71/30		15	65	5	54	66.7	16.9						
R12/30	W72/30		11	61	4	54	63.6	11.5	16	68	5	56	68.8	17.6
R12/31	W23/31		28	74	8	53	71.4	28.4						
R12/31	W24/31		28	78	9	58	67.9	25.6	28	78	9	58	67.9	25.6
R13/32	W15/32		28	68	10	49	64.3	27.9	28	68	10	49	64.3	27.9
R10/34	W19/34		29	95	13	78	55.2	17.9						
R10/34	W20/34		30	97	14	80	53.3	17.5	30	97	14	80	53.3	17.5

61 LITHOS ROAD

R13/30	W73/30		11	65	6	59	45.5	9.2						
R13/30	W74/30		7	55	5	53	28.6	3.6						
R13/30	W75/30		17	72	6	60	64.7	16.7						
R13/30	W76/30		5	47	5	47	0.0	0.0						
R13/30	W77/30		16	71	6	60	62.5	15.5						
R13/30	W78/30		12	61	6	54	50.0	11.5	18	73	6	60	66.7	17.8



SUNLIGHT Analysis

O2 Centre, Finchley, Camben, London

Existing vs Proposed Scheme 06-01-25 Phase 1 and Consented Phase 2,3- No Balconies

APSH

Room	Window	Room Use	Window				Winter %Loss	Annual %Loss	Room				Winter %Loss	Annual %Loss
			Existing		Proposed				Existing		Proposed			
			Winter APSH	Annual APSH	Winter APSH	Annual APSH			Winter APSH	Annual APSH	Winter APSH	Annual APSH		
R13/31	W25/31		30	85	10	64	66.7	24.7						
R13/31	W26/31		30	85	9	63	70.0	25.9	30	85	10	64	66.7	24.7
R14/32	W16/32		30	71	10	50	66.7	29.6	30	71	10	50	66.7	29.6
R11/34	W21/34		30	97	14	81	53.3	16.5						
R11/34	W22/34		30	97	15	82	50.0	15.5	30	97	15	82	50.0	15.5

60 LITHOS ROAD

R14/30	W79/30		10	60	5	53	50.0	11.7						
R14/30	W80/30		7	50	4	45	42.9	10.0						
R14/30	W81/30		16	65	8	55	50.0	15.4						
R14/30	W82/30		5	48	4	46	20.0	4.2						
R14/30	W83/30		16	64	8	55	50.0	14.1						
R14/30	W84/30		12	55	8	50	33.3	9.1	17	71	8	60	52.9	15.5
R14/31	W27/31		30	81	11	61	63.3	24.7						
R14/31	W28/31		30	77	11	58	63.3	24.7	30	82	11	62	63.3	24.4



SUNLIGHT Analysis

O2 Centre, Finchley, Camben, London

Existing vs Proposed Scheme 06-01-25 Phase 1 and Consented Phase 2,3- No Balconies

APSH

Room	Window	Room Use	Window				Winter %Loss	Annual %Loss	Room				Winter %Loss	Annual %Loss
			Existing		Proposed				Existing		Proposed			
			Winter APSH	Annual APSH	Winter APSH	Annual APSH			Winter APSH	Annual APSH	Winter APSH	Annual APSH		

R15/32	W17/32		30	69	12	50	60.0	27.5	30	69	12	50	60.0	27.5
R12/34	W23/34		30	97	16	83	46.7	14.4						
R12/34	W24/34		30	97	15	82	50.0	15.5	30	97	16	83	46.7	14.4

59 LITHOS ROAD

R15/30	W85/30	LIVINGROOM?	12	68	7	60	41.7	11.8						
R15/30	W86/30	LIVINGROOM?	4	54	2	50	50.0	7.4						
R15/30	W87/30	LIVINGROOM?	13	71	8	64	38.5	9.9						
R15/30	W88/30	LIVINGROOM?	4	52	3	50	25.0	3.8						
R15/30	W89/30	LIVINGROOM?	13	71	8	64	38.5	9.9						
R15/30	W90/30	LIVINGROOM?	13	67	8	60	38.5	10.4	16	74	8	64	50.0	13.5
R15/31	W29/31	LIVINGROOM?	30	88	10	66	66.7	25.0						
R15/31	W30/31	LIVINGROOM?	30	88	10	66	66.7	25.0	30	88	10	66	66.7	25.0
R16/32	W18/32	LIVINGROOM	30	88	11	68	63.3	22.7						
R16/32	W19/32	LIVINGROOM	30	88	11	67	63.3	23.9	30	88	11	68	63.3	22.7



SUNLIGHT Analysis

O2 Centre, Finchley, Camben, London

Existing vs Proposed Scheme 06-01-25 Phase 1 and Consented Phase 2,3- No Balconies

APSH

Room	Window	Room Use	Window				Winter %Loss	Annual %Loss	Room				Winter %Loss	Annual %Loss
			Existing		Proposed				Existing		Proposed			
			Winter APSH	Annual APSH	Winter APSH	Annual APSH			Winter APSH	Annual APSH	Winter APSH	Annual APSH		
R17/32	W20/32	KITCHEN	30	89	11	68	63.3	23.6	30	89	11	68	63.3	23.6
R16/33	W10/33	LIVINGROOM	30	86	13	68	56.7	20.9						
R16/33	W11/33	LIVINGROOM	30	86	13	68	56.7	20.9	30	86	13	68	56.7	20.9
R17/33	W12/33	KITCHEN	30	83	13	65	56.7	21.7	30	83	13	65	56.7	21.7

58 LITHOS ROAD

R16/30	W91/30	LIVINGROOM?	12	69	6	61	50.0	11.6						
R16/30	W92/30	LIVINGROOM?	5	59	4	57	20.0	3.4						
R16/30	W93/30	LIVINGROOM?	14	72	6	62	57.1	13.9						
R16/30	W94/30	LIVINGROOM?	4	58	3	56	25.0	3.4						
R16/30	W95/30	LIVINGROOM?	14	72	5	61	64.3	15.3						
R16/30	W96/30	LIVINGROOM?	12	70	5	61	58.3	12.9	16	74	7	63	56.3	14.9
R16/31	W31/31	LIVINGROOM?	30	88	7	63	76.7	28.4						
R16/31	W32/31	LIVINGROOM?	30	88	9	65	70.0	26.1	30	88	9	65	70.0	26.1



SUNLIGHT Analysis

O2 Centre, Finchley, Camben, London

Existing vs Proposed Scheme 06-01-25 Phase 1 and Consented Phase 2,3- No Balconies

APSH

Room	Window	Room Use	Window				Winter %Loss	Annual %Loss	Room				Winter %Loss	Annual %Loss
			Existing		Proposed				Existing		Proposed			
			Winter APSH	Annual APSH	Winter APSH	Annual APSH			Winter APSH	Annual APSH	Winter APSH	Annual APSH		
R18/32	W21/32	KITCHEN	30	88	10	66	66.7	25.0	30	88	10	66	66.7	25.0
R19/32	W22/32	LIVINGROOM	30	87	10	65	66.7	25.3						
R19/32	W23/32	LIVINGROOM	30	87	12	67	60.0	23.0	30	87	12	67	60.0	23.0
R18/33	W13/33	KITCHEN	30	83	14	66	53.3	20.5	30	83	14	66	53.3	20.5
R19/33	W14/33	LIVINGROOM	30	87	13	69	56.7	20.7						
R19/33	W15/33	LIVINGROOM	30	87	15	71	50.0	18.4	30	87	15	71	50.0	18.4

57 LITHOS ROAD

R17/30	W97/30		11	49	4	40	63.6	18.4						
R17/30	W98/30		10	48	3	40	70.0	16.7						
R17/30	W99/30		14	54	5	43	64.3	20.4						
R17/30	W100/30		9	48	3	41	66.7	14.6						
R17/30	W101/30		16	61	5	48	68.8	21.3						
R17/30	W102/30		15	59	6	49	60.0	16.9	18	64	6	50	66.7	21.9
R17/31	W33/31		23	63	8	46	65.2	27.0						



SUNLIGHT Analysis

O2 Centre, Finchley, Camben, London

Existing vs Proposed Scheme 06-01-25 Phase 1 and Consented Phase 2,3- No Balconies

APSH

Room	Window	Room Use	Window				Winter %Loss	Annual %Loss	Room				Winter %Loss	Annual %Loss
			Existing		Proposed				Existing		Proposed			
			Winter APSH	Annual APSH	Winter APSH	Annual APSH			Winter APSH	Annual APSH	Winter APSH	Annual APSH		
R17/31	W34/31		26	71	9	52	65.4	26.8	26	71	9	52	65.4	26.8
R20/32	W24/32		25	67	9	50	64.0	25.4	25	67	9	50	64.0	25.4
R13/34	W25/34		29	95	14	79	51.7	16.8						
R13/34	W32/34		8	78	8	77	0.0	1.3	29	99	15	84	48.3	15.2

56 LITHOS ROAD

R18/30	W103/30		14	65	5	54	64.3	16.9						
R18/30	W104/30		10	57	4	50	60.0	12.3						
R18/30	W105/30		17	68	5	54	70.6	20.6						
R18/30	W106/30		10	56	5	50	50.0	10.7						
R18/30	W107/30		17	69	7	57	58.8	17.4						
R18/30	W108/30		16	65	7	55	56.3	15.4	19	71	9	59	52.6	16.9
R18/31	W35/31		28	79	8	57	71.4	27.8						
R18/31	W36/31		28	80	8	58	71.4	27.5	28	80	8	58	71.4	27.5
R21/32	W25/32		28	82	10	63	64.3	23.2	28	82	10	63	64.3	23.2



SUNLIGHT Analysis

O2 Centre, Finchley, Camben, London

Existing vs Proposed Scheme 06-01-25 Phase 1 and Consented Phase 2,3- No Balconies

APSH

Room	Window	Room Use	Window				Winter %Loss	Annual %Loss	Room				Winter %Loss	Annual %Loss
			Existing		Proposed				Existing		Proposed			
			Winter APSH	Annual APSH	Winter APSH	Annual APSH			Winter APSH	Annual APSH	Winter APSH	Annual APSH		
R14/34	W26/34		30	97	15	81	50.0	16.5						
R14/34	W31/34		8	78	8	77	0.0	1.3	30	100	16	85	46.7	15.0
55 LITHOS ROAD														
R19/30	W109/30		0	0	0	0	-	-						
R19/30	W110/30		6	37	3	34	50.0	8.1						
R19/30	W111/30		13	63	7	57	46.2	9.5						
R19/30	W112/30		6	38	3	34	50.0	10.5						
R19/30	W113/30		16	68	8	60	50.0	11.8						
R19/30	W114/30		11	54	7	49	36.4	9.3	17	70	9	62	47.1	11.4
R19/31	W37/31		30	85	10	64	66.7	24.7						
R19/31	W38/31		30	85	9	63	70.0	25.9	30	85	10	64	66.7	24.7
R22/32	W26/32		30	87	10	66	66.7	24.1	30	87	10	66	66.7	24.1
R15/34	W27/34		30	97	14	80	53.3	17.5						
R15/34	W30/34		8	78	8	77	0.0	1.3	30	100	15	84	50.0	16.0



SUNLIGHT Analysis

O2 Centre, Finchley, Camben, London

Existing vs Proposed Scheme 06-01-25 Phase 1 and Consented Phase 2,3- No Balconies

APSH

Room	Window	Room Use	Window				Winter %Loss	Annual %Loss	Room				Winter %Loss	Annual %Loss
			Existing		Proposed				Existing		Proposed			
			Winter APSH	Annual APSH	Winter APSH	Annual APSH			Winter APSH	Annual APSH	Winter APSH	Annual APSH		
R20/30	W115/30		11	47	4	39	63.6	17.0						
R20/30	W116/30		7	39	4	35	42.9	10.3						
R20/30	W117/30		14	57	8	50	42.9	12.3						
R20/30	W118/30		9	45	6	42	33.3	6.7						
R20/30	W119/30		15	58	9	51	40.0	12.1						
R20/30	W120/30		13	50	7	44	46.2	12.0	19	64	9	53	52.6	17.2
R20/31	W39/31		30	85	9	62	70.0	27.1						
R20/31	W40/31		30	81	10	59	66.7	27.2	30	85	10	63	66.7	25.9
R23/32	W27/32		30	84	11	64	63.3	23.8	30	84	11	64	63.3	23.8
R16/34	W28/34		30	91	13	74	56.7	18.7						
R16/34	W29/34		19	75	10	65	47.4	13.3	30	96	13	78	56.7	18.8

54A-D ROSEMONT ROAD



SUNLIGHT Analysis

O2 Centre, Finchley, Camben, London

Existing vs Proposed Scheme 06-01-25 Phase 1 and Consented Phase 2,3- No Balconies

APSH

Room	Window	Room Use	Window				Winter %Loss	Annual %Loss	Room				Winter %Loss	Annual %Loss
			Existing		Proposed				Existing		Proposed			
			Winter APSH	Annual APSH	Winter APSH	Annual APSH			Winter APSH	Annual APSH	Winter APSH	Annual APSH		
R1/40	W1/40		17	60	4	43	76.5	28.3						
R1/40	W2/40		21	70	6	51	71.4	27.1	21	70	6	51	71.4	27.1
R2/40	W3/40		25	80	8	60	68.0	25.0	25	80	8	60	68.0	25.0
R3/40	W4/40		27	76	8	54	70.4	28.9	27	76	8	54	70.4	28.9
R1/41	W1/41		30	89	9	66	70.0	25.8						
R1/41	W2/41		30	89	9	66	70.0	25.8	30	89	9	66	70.0	25.8
R2/41	W3/41		30	88	9	64	70.0	27.3	30	88	9	64	70.0	27.3
R3/41	W4/41		30	84	8	59	73.3	29.8	30	84	8	59	73.3	29.8
R1/42	W1/42		30	89	12	69	60.0	22.5						
R1/42	W2/42		30	89	12	69	60.0	22.5	30	89	12	69	60.0	22.5
R2/42	W3/42		30	89	12	69	60.0	22.5	30	89	12	69	60.0	22.5
R3/42	W4/42		30	89	12	68	60.0	23.6	30	89	12	68	60.0	23.6



SUNLIGHT Analysis

O2 Centre, Finchley, Camben, London

Existing vs Proposed Scheme 06-01-25 Phase 1 and Consented Phase 2,3- No Balconies

APSH

Room	Window	Room Use	Window				Winter %Loss	Annual %Loss	Room				Winter %Loss	Annual %Loss
			Existing		Proposed				Existing		Proposed			
			Winter APSH	Annual APSH	Winter APSH	Annual APSH			Winter APSH	Annual APSH	Winter APSH	Annual APSH		
R1/43	W1/43		28	74	12	57	57.1	23.0						
R1/43	W2/43		29	71	15	57	48.3	19.7						
R1/43	W3/43		27	66	14	53	48.1	19.7						
R1/43	W4/43		23	54	13	44	43.5	18.5	30	79	15	63	50.0	20.3
R2/43	W5/43		30	89	14	72	53.3	19.1	30	89	14	72	53.3	19.1
R3/43	W6/43		30	89	14	72	53.3	19.1	30	89	14	72	53.3	19.1
48 ROSEMONT ROAD														
R1/50	W1/50	KD	27	85	9	63	66.7	25.9						
R1/50	W2/50	KD	27	84	8	61	70.4	27.4						
R1/50	W3/50	KD	28	84	8	60	71.4	28.6	28	86	9	63	67.9	26.7
R2/51	W1/51	RECEPTION	20	47	6	33	70.0	29.8						
R2/51	W2/51	RECEPTION	29	88	9	65	69.0	26.1						
R2/51	W3/51	RECEPTION	9	26	1	16	88.9	38.5	29	88	9	65	69.0	26.1



SUNLIGHT Analysis

O2 Centre, Finchley, Camben, London

Existing vs Proposed Scheme 06-01-25 Phase 1 and Consented Phase 2,3- No Balconies

APSH

Room	Window	Room Use	Window				Winter %Loss	Annual %Loss	Room				Winter %Loss	Annual %Loss
			Existing		Proposed				Existing		Proposed			
			Winter APSH	Annual APSH	Winter APSH	Annual APSH			Winter APSH	Annual APSH	Winter APSH	Annual APSH		
R1/52	W1/52	BEDROOM	28	84	11	65	60.7	22.6	28	84	11	65	60.7	22.6
R1/53	W1/53	BEDROOM	20	57	10	46	50.0	19.3						
R1/53	W2/53	BEDROOM	23	65	11	52	52.2	20.0						
R1/53	W3/53	BEDROOM	23	32	12	21	47.8	34.4						
R1/53	W4/53	BEDROOM	25	67	11	52	56.0	22.4	25	72	13	60	48.0	16.7

46 ROSEMONT ROAD

R2/50	W4/50	KD	28	84	9	60	67.9	28.6						
R2/50	W5/50	KD	28	83	7	57	75.0	31.3						
R2/50	W6/50	KD	28	83	7	57	75.0	31.3	28	84	9	60	67.9	28.6
R1/51	W4/51	RECEPTION	14	26	6	18	57.1	30.8						
R1/51	W5/51	RECEPTION	29	88	9	65	69.0	26.1						
R1/51	W6/51	RECEPTION	9	26	0	15	100.0	42.3	29	88	10	67	65.5	23.9
R2/52	W2/52	BEDROOM	30	88	13	69	56.7	21.6	30	88	13	69	56.7	21.6
R2/53	W5/53	BEDROOM	26	76	12	61	53.8	19.7						



SUNLIGHT Analysis

O2 Centre, Finchley, Camben, London

Existing vs Proposed Scheme 06-01-25 Phase 1 and Consented Phase 2,3- No Balconies

APSH

Room	Window	Room Use	Window				Winter %Loss	Annual %Loss	Room				Winter %Loss	Annual %Loss
			Existing		Proposed				Existing		Proposed			
			Winter APSH	Annual APSH	Winter APSH	Annual APSH			Winter APSH	Annual APSH	Winter APSH	Annual APSH		
R2/53	W6/53	BEDROOM	28	79	13	63	53.6	20.3						
R2/53	W7/53	BEDROOM	27	36	14	22	48.1	38.9						
R2/53	W8/53	BEDROOM	28	75	13	59	53.6	21.3	28	80	15	66	46.4	17.5

44 ROSEMONT ROAD

R3/50	W7/50	KD	29	84	7	59	75.9	29.8						
R3/50	W8/50	KD	29	84	7	59	75.9	29.8						
R3/50	W9/50	KD	29	84	8	60	72.4	28.6	29	84	8	60	72.4	28.6
R3/51	W7/51	RECEPTION	14	26	7	19	50.0	26.9						
R3/51	W8/51	RECEPTION	29	87	9	64	69.0	26.4						
R3/51	W9/51	RECEPTION	9	26	0	15	100.0	42.3	29	87	10	65	65.5	25.3
R3/52	W3/52	BEDROOM	30	89	10	67	66.7	24.7	30	89	10	67	66.7	24.7
R3/53	W9/53	BEDROOM	26	76	10	59	61.5	22.4						
R3/53	W10/53	BEDROOM	28	79	11	61	60.7	22.8						
R3/53	W11/53	BEDROOM	27	36	11	19	59.3	47.2						
R3/53	W12/53	BEDROOM	28	75	12	58	57.1	22.7	28	80	12	63	57.1	21.3



SUNLIGHT Analysis

O2 Centre, Finchley, Camben, London

Existing vs Proposed Scheme 06-01-25 Phase 1 and Consented Phase 2,3- No Balconies

APSH

Room	Window	Room Use	Window				Winter %Loss	Annual %Loss	Room				Winter %Loss	Annual %Loss
			Existing		Proposed				Existing		Proposed			
			Winter APSH	Annual APSH	Winter APSH	Annual APSH			Winter APSH	Annual APSH	Winter APSH	Annual APSH		
R4/50	W10/50	KD	29	84	9	61	69.0	27.4						
R4/50	W11/50	KD	29	84	9	61	69.0	27.4						
R4/50	W12/50	KD	29	84	9	61	69.0	27.4	29	84	10	62	65.5	26.2
R4/51	W10/51	RECEPTION	14	26	8	20	42.9	23.1						
R4/51	W11/51	RECEPTION	29	86	11	65	62.1	24.4						
R4/51	W12/51	RECEPTION	9	24	0	13	100.0	45.8	29	86	11	65	62.1	24.4
R4/52	W4/52	BEDROOM	30	88	13	69	56.7	21.6	30	88	13	69	56.7	21.6
R4/53	W13/53	BEDROOM	27	77	12	61	55.6	20.8						
R4/53	W14/53	BEDROOM	28	79	13	63	53.6	20.3						
R4/53	W15/53	BEDROOM	27	36	12	20	55.6	44.4						
R4/53	W16/53	BEDROOM	28	75	12	58	57.1	22.7	28	80	14	65	50.0	18.8

40 ROSEMONT ROAD



SUNLIGHT Analysis

O2 Centre, Finchley, Camben, London

Existing vs Proposed Scheme 06-01-25 Phase 1 and Consented Phase 2,3- No Balconies

APSH

Room	Window	Room Use	Window				Winter %Loss	Annual %Loss	Room				Winter %Loss	Annual %Loss
			Existing		Proposed				Existing		Proposed			
			Winter APSH	Annual APSH	Winter APSH	Annual APSH			Winter APSH	Annual APSH	Winter APSH	Annual APSH		
R5/50	W13/50	KD	28	82	7	58	75.0	29.3						
R5/50	W14/50	KD	28	82	7	58	75.0	29.3						
R5/50	W15/50	KD	28	81	7	57	75.0	29.6	28	82	7	58	75.0	29.3
R5/51	W13/51	RECEPTION	14	25	6	17	57.1	32.0						
R5/51	W14/51	RECEPTION	29	85	10	63	65.5	25.9						
R5/51	W15/51	RECEPTION	9	26	0	16	100.0	38.5	29	85	10	64	65.5	24.7
R5/52	W5/52	BEDROOM	30	88	11	67	63.3	23.9	30	88	11	67	63.3	23.9
R5/53	W17/53	BEDROOM	26	76	9	58	65.4	23.7						
R5/53	W18/53	BEDROOM	28	79	10	60	64.3	24.1						
R5/53	W19/53	BEDROOM	27	36	10	18	63.0	50.0						
R5/53	W20/53	BEDROOM	28	75	11	57	60.7	24.0	28	80	11	62	60.7	22.5

38 ROSEMONT ROAD

R6/50	W16/50	KD	28	81	7	57	75.0	29.6						
R6/50	W17/50	KD	28	81	7	57	75.0	29.6						
R6/50	W18/50	KD	28	81	6	56	78.6	30.9	28	81	7	57	75.0	29.6



SUNLIGHT Analysis

O2 Centre, Finchley, Camben, London

Existing vs Proposed Scheme 06-01-25 Phase 1 and Consented Phase 2,3- No Balconies

APSH

Room	Window	Room Use	Window				Winter %Loss	Annual %Loss	Room				Winter %Loss	Annual %Loss
			Existing		Proposed				Existing		Proposed			
			Winter APSH	Annual APSH	Winter APSH	Annual APSH			Winter APSH	Annual APSH	Winter APSH	Annual APSH		
R6/51	W16/51	RECEPTION	14	26	7	19	50.0	26.9						
R6/51	W17/51	RECEPTION	29	84	10	62	65.5	26.2						
R6/51	W18/51	RECEPTION	9	26	0	15	100.0	42.3	29	84	10	62	65.5	26.2
R6/52	W6/52	BEDROOM	29	84	11	65	62.1	22.6	29	84	11	65	62.1	22.6
R6/53	W21/53	BEDROOM	27	77	11	60	59.3	22.1						
R6/53	W22/53	BEDROOM	28	79	12	62	57.1	21.5						
R6/53	W23/53	BEDROOM	27	36	11	19	59.3	47.2						
R6/53	W24/53	BEDROOM	26	65	11	50	57.7	23.1	28	80	12	63	57.1	21.3

36 ROSEMONT ROAD

R7/50	W19/50	KD	28	81	7	58	75.0	28.4						
R7/50	W20/50	KD	28	81	7	58	75.0	28.4						
R7/50	W21/50	KD	28	81	8	59	71.4	27.2	28	81	8	59	71.4	27.2
R7/51	W19/51	RECEPTION	14	25	6	17	57.1	32.0						
R7/51	W20/51	RECEPTION	29	84	11	64	62.1	23.8						



SUNLIGHT Analysis

O2 Centre, Finchley, Camben, London

Existing vs Proposed Scheme 06-01-25 Phase 1 and Consented Phase 2,3- No Balconies

APSH

Room	Window	Room Use	Window				Winter %Loss	Annual %Loss	Room				Winter %Loss	Annual %Loss
			Existing		Proposed				Existing		Proposed			
			Winter APSH	Annual APSH	Winter APSH	Annual APSH			Winter APSH	Annual APSH	Winter APSH	Annual APSH		
R7/51	W21/51	RECEPTION	9	25	2	17	77.8	32.0	29	84	12	65	58.6	22.6
R7/52	W7/52	BEDROOM	29	84	12	65	58.6	22.6	29	84	12	65	58.6	22.6
R7/53	W25/53	BEDROOM	27	77	12	61	55.6	20.8						
R7/53	W26/53	BEDROOM	28	79	11	61	60.7	22.8						
R7/53	W27/53	BEDROOM	27	36	10	18	63.0	50.0						
R7/53	W28/53	BEDROOM	28	75	12	58	57.1	22.7	28	80	13	64	53.6	20.0

34 ROSEMONT ROAD

R8/50	W22/50	KD	28	80	8	57	71.4	28.8						
R8/50	W23/50	KD	28	78	9	56	67.9	28.2						
R8/50	W24/50	KD	28	75	9	53	67.9	29.3	28	80	11	60	60.7	25.0
R8/51	W22/51	RECEPTION	14	25	5	16	64.3	36.0						
R8/51	W23/51	RECEPTION	29	83	12	64	58.6	22.9						
R8/51	W24/51	RECEPTION	8	23	3	16	62.5	30.4	29	83	13	65	55.2	21.7
R8/52	W8/52	BEDROOM	29	77	12	59	58.6	23.4	29	77	12	59	58.6	23.4



SUNLIGHT Analysis

O2 Centre, Finchley, Camben, London

Existing vs Proposed Scheme 06-01-25 Phase 1 and Consented Phase 2,3- No Balconies

APSH

Room	Window	Room Use	Window				Winter %Loss	Annual %Loss	Room				Winter %Loss	Annual %Loss
			Existing		Proposed				Existing		Proposed			
			Winter APSH	Annual APSH	Winter APSH	Annual APSH			Winter APSH	Annual APSH	Winter APSH	Annual APSH		
R8/53	W29/53	BEDROOM	26	73	12	59	53.8	19.2						
R8/53	W30/53	BEDROOM	26	75	13	62	50.0	17.3						
R8/53	W31/53	BEDROOM	26	35	12	21	53.8	40.0						
R8/53	W32/53	BEDROOM	26	72	12	58	53.8	19.4	28	79	13	64	53.6	19.0
32 ROSEMONT ROAD														
R9/50	W25/50	KD	27	69	11	51	59.3	26.1						
R9/50	W26/50	KD	27	65	10	47	63.0	27.7						
R9/50	W27/50	KD	25	57	11	43	56.0	24.6	27	69	12	52	55.6	24.6
R9/51	W25/51	RECEPTION	13	24	5	16	61.5	33.3						
R9/51	W26/51	RECEPTION	27	67	10	49	63.0	26.9						
R9/51	W27/51	RECEPTION	1	3	1	3	0.0	0.0	27	67	13	52	51.9	22.4
R9/52	W9/52	BEDROOM	25	59	13	47	48.0	20.3	25	59	13	47	48.0	20.3
R9/53	W33/53	BEDROOM	22	59	12	49	45.5	16.9						
R9/53	W34/53	BEDROOM	22	57	13	48	40.9	15.8						



SUNLIGHT Analysis

O2 Centre, Finchley, Camben, London

Existing vs Proposed Scheme 06-01-25 Phase 1 and Consented Phase 2,3- No Balconies

APSH

Room	Window	Room Use	Window				Winter %Loss	Annual %Loss	Room				Winter %Loss	Annual %Loss
			Existing		Proposed				Existing		Proposed			
			Winter APSH	Annual APSH	Winter APSH	Annual APSH			Winter APSH	Annual APSH	Winter APSH	Annual APSH		
R9/53	W35/53	BEDROOM	21	26	12	17	42.9	34.6						
R9/53	W36/53	BEDROOM	22	52	13	43	40.9	17.3	23	62	14	53	39.1	14.5
30 ROSEMONT ROAD														
R1/60	W1/60		20	49	7	35	65.0	28.6						
R1/60	W2/60		28	87	9	63	67.9	27.6	28	89	9	65	67.9	27.0
R2/60	W3/60		28	87	10	64	64.3	26.4						
R2/60	W4/60		8	40	1	30	87.5	25.0						
R2/60	W5/60		8	40	1	31	87.5	22.5						
R2/60	W6/60		8	40	1	31	87.5	22.5						
R2/60	W7/60		9	41	1	31	88.9	24.4						
R2/60	W8/60		8	40	1	31	87.5	22.5	29	88	10	67	65.5	23.9
R1/61	W1/61		20	51	7	38	65.0	25.5						
R1/61	W2/61		29	88	10	67	65.5	23.9	29	92	10	71	65.5	22.8
R2/61	W3/61		29	88	10	67	65.5	23.9						
R2/61	W4/61		9	41	1	30	88.9	26.8						



SUNLIGHT Analysis

O2 Centre, Finchley, Camben, London

Existing vs Proposed Scheme 06-01-25 Phase 1 and Consented Phase 2,3- No Balconies

APSH

Room	Window	Room Use	Window				Winter %Loss	Annual %Loss	Room				Winter %Loss	Annual %Loss
			Existing		Proposed				Existing		Proposed			
			Winter APSH	Annual APSH	Winter APSH	Annual APSH			Winter APSH	Annual APSH	Winter APSH	Annual APSH		
R2/61	W5/61		9	41	1	31	88.9	24.4						
R2/61	W6/61		9	41	1	31	88.9	24.4						
R2/61	W7/61		9	41	1	31	88.9	24.4						
R2/61	W8/61		9	41	1	31	88.9	24.4	29	88	10	68	65.5	22.7
R1/62	W1/62		20	51	9	40	55.0	21.6						
R1/62	W2/62		29	88	12	69	58.6	21.6	29	92	12	73	58.6	20.7
R2/62	W3/62		29	88	11	68	62.1	22.7						
R2/62	W4/62		9	41	2	32	77.8	22.0						
R2/62	W5/62		9	41	1	31	88.9	24.4						
R2/62	W6/62		9	41	1	31	88.9	24.4						
R2/62	W7/62		9	42	1	33	88.9	21.4						
R2/62	W8/62		9	41	1	32	88.9	22.0	29	89	11	70	62.1	21.3
R1/63	W1/63		20	56	10	46	50.0	17.9						
R1/63	W2/63		30	88	14	71	53.3	19.3	30	97	14	80	53.3	17.5
R2/63	W3/63		29	88	15	72	48.3	18.2						
R2/63	W4/63		9	40	2	31	77.8	22.5						



SUNLIGHT Analysis

O2 Centre, Finchley, Camben, London

Existing vs Proposed Scheme 06-01-25 Phase 1 and Consented Phase 2,3- No Balconies

APSH

Room	Window	Room Use	Window				Winter %Loss	Annual %Loss	Room				Winter %Loss	Annual %Loss
			Existing		Proposed				Existing		Proposed			
			Winter APSH	Annual APSH	Winter APSH	Annual APSH			Winter APSH	Annual APSH	Winter APSH	Annual APSH		
R2/63	W5/63		9	42	1	34	88.9	19.0						
R2/63	W6/63		9	42	1	34	88.9	19.0						
R2/63	W7/63		9	42	2	35	77.8	16.7						
R2/63	W8/63		9	42	1	34	88.9	19.0	29	89	15	75	48.3	15.7

26 ROSEMONT ROAD

R1/80	W1/80	LKD	5	33	0	28	100.0	15.2	5	33	0	28	100.0	15.2
R1/81	W1/81	RECEPTION	6	42	1	37	83.3	11.9	6	42	1	37	83.3	11.9
R1/82	W1/82	BEDROOM	8	54	2	48	75.0	11.1	8	54	2	48	75.0	11.1
R1/83	W1/83	BEDROOM	18	74	12	68	33.3	8.1						
R1/83	W2/83	BEDROOM	20	74	14	68	30.0	8.1						
R1/83	W3/83	BEDROOM	23	74	16	67	30.4	9.5	24	81	16	73	33.3	9.9

24C ROSEMONT ROAD

R2/80	W2/80	LKD	9	46	1	38	88.9	17.4						
-------	-------	-----	---	----	---	----	------	------	--	--	--	--	--	--



SUNLIGHT Analysis

O2 Centre, Finchley, Camben, London

Existing vs Proposed Scheme 06-01-25 Phase 1 and Consented Phase 2,3- No Balconies

APSH

Room	Window	Room Use	Window				Winter %Loss	Annual %Loss	Room				Winter %Loss	Annual %Loss
			Existing		Proposed				Existing		Proposed			
			Winter APSH	Annual APSH	Winter APSH	Annual APSH			Winter APSH	Annual APSH	Winter APSH	Annual APSH		
R2/80	W3/80	LKD	10	49	3	42	70.0	14.3						
R2/80	W4/80	LKD	12	53	4	45	66.7	15.1	12	53	5	46	58.3	13.2
R2/81	W2/81	RECEPTION	10	50	2	42	80.0	16.0						
R2/81	W3/81	RECEPTION	11	57	4	50	63.6	12.3						
R2/81	W4/81	RECEPTION	13	60	5	52	61.5	13.3	13	60	6	53	53.8	11.7
R2/82	W2/82	BEDROOM	14	69	7	62	50.0	10.1	14	69	7	62	50.0	10.1
R2/83	W4/83	BEDROOM	22	77	15	70	31.8	9.1						
R2/83	W5/83	BEDROOM	23	77	17	71	26.1	7.8						
R2/83	W6/83	BEDROOM	26	76	17	67	34.6	11.8	26	81	19	74	26.9	8.6

24B ROSEMONT ROAD

R1/90	W1/90	LKD	15	61	6	52	60.0	14.8						
R1/90	W2/90	LKD	15	63	5	53	66.7	15.9						
R1/90	W3/90	LKD	15	64	6	55	60.0	14.1	15	64	7	56	53.3	12.5
R1/91	W1/91	RECEPTION	15	68	6	59	60.0	13.2						



SUNLIGHT Analysis

O2 Centre, Finchley, Camben, London

Existing vs Proposed Scheme 06-01-25 Phase 1 and Consented Phase 2,3- No Balconies

APSH

Room	Window	Room Use	Window				Winter %Loss	Annual %Loss	Room				Winter %Loss	Annual %Loss
			Existing		Proposed				Existing		Proposed			
			Winter APSH	Annual APSH	Winter APSH	Annual APSH			Winter APSH	Annual APSH	Winter APSH	Annual APSH		
R1/91	W2/91	RECEPTION	16	69	6	59	62.5	14.5						
R1/91	W3/91	RECEPTION	18	72	9	63	50.0	12.5	18	72	10	64	44.4	11.1
R1/92	W1/92	BEDROOM	22	79	14	71	36.4	10.1	22	79	14	71	36.4	10.1
R1/93	W1/93	BEDROOM	26	80	16	70	38.5	12.5						
R1/93	W2/93	BEDROOM	27	78	17	68	37.0	12.8						
R1/93	W3/93	BEDROOM	25	71	14	60	44.0	15.5	27	82	17	72	37.0	12.2

24A ROSEMONT ROAD

R2/90	W4/90	LKD	19	72	7	60	63.2	16.7						
R2/90	W5/90	LKD	20	73	8	61	60.0	16.4						
R2/90	W6/90	LKD	20	75	8	63	60.0	16.0	20	75	8	63	60.0	16.0
R2/91	W4/91	RECEPTION	20	76	8	64	60.0	15.8						
R2/91	W5/91	RECEPTION	21	77	10	66	52.4	14.3						
R2/91	W6/91	RECEPTION	22	78	11	67	50.0	14.1	22	78	11	67	50.0	14.1
R2/92	W2/92	BEDROOM	27	84	17	74	37.0	11.9	27	84	17	74	37.0	11.9



SUNLIGHT Analysis

O2 Centre, Finchley, Camben, London

Existing vs Proposed Scheme 06-01-25 Phase 1 and Consented Phase 2,3- No Balconies

APSH

Room	Window	Room Use	Window				Winter %Loss	Annual %Loss	Room				Winter %Loss	Annual %Loss
			Existing		Proposed				Existing		Proposed			
			Winter APSH	Annual APSH	Winter APSH	Annual APSH			Winter APSH	Annual APSH	Winter APSH	Annual APSH		
R2/93	W4/93	BEDROOM	23	75	12	64	47.8	14.7						
R2/93	W5/93	BEDROOM	27	82	15	70	44.4	14.6						
R2/93	W6/93	BEDROOM	27	79	16	68	40.7	13.9	27	83	16	72	40.7	13.3
22C ROSEMONT ROAD														
R1/100	W1/100	LKD	22	78	10	66	54.5	15.4						
R1/100	W2/100	LKD	22	78	10	66	54.5	15.4						
R1/100	W3/100	LKD	22	79	11	68	50.0	13.9	22	79	11	68	50.0	13.9
R1/101	W1/101	RECEPTION	24	81	12	69	50.0	14.8						
R1/101	W2/101	RECEPTION	25	82	13	70	48.0	14.6						
R1/101	W3/101	RECEPTION	25	82	14	71	44.0	13.4	25	82	14	71	44.0	13.4
R1/102	W1/102	BEDROOM	27	84	17	74	37.0	11.9	27	84	17	74	37.0	11.9
R1/103	W1/103	BEDROOM	27	81	16	70	40.7	13.6						
R1/103	W2/103	BEDROOM	28	80	17	69	39.3	13.8						
R1/103	W3/103	BEDROOM	27	73	16	62	40.7	15.1	28	83	17	72	39.3	13.3



SUNLIGHT Analysis

O2 Centre, Finchley, Camben, London

Existing vs Proposed Scheme 06-01-25 Phase 1 and Consented Phase 2,3- No Balconies

APSH

Room	Window	Room Use	Window				Winter %Loss	Annual %Loss	Room				Winter %Loss	Annual %Loss
			Existing		Proposed				Existing		Proposed			
			Winter APSH	Annual APSH	Winter APSH	Annual APSH			Winter APSH	Annual APSH	Winter APSH	Annual APSH		

22B ROSEMONT ROAD

R2/100	W4/100	LKD	23	79	12	68	47.8	13.9						
R2/100	W5/100	LKD	24	80	13	69	45.8	13.8						
R2/100	W6/100	LKD	24	80	12	68	50.0	15.0	24	80	13	69	45.8	13.8
R2/101	W4/101	RECEPTION	25	81	13	69	48.0	14.8						
R2/101	W5/101	RECEPTION	25	81	15	71	40.0	12.3						
R2/101	W6/101	RECEPTION	25	81	14	70	44.0	13.6	25	81	15	71	40.0	12.3
R2/102	W2/102	BEDROOM	27	84	18	75	33.3	10.7	27	84	18	75	33.3	10.7
R2/103	W4/103	BEDROOM	24	78	13	67	45.8	14.1						
R2/103	W5/103	BEDROOM	27	81	16	70	40.7	13.6						
R2/103	W6/103	BEDROOM	28	76	16	64	42.9	15.8	28	83	17	72	39.3	13.3

22A ROSEMONT ROAD

R1/110	W1/110	LKD	25	80	13	68	48.0	15.0						
--------	--------	-----	----	----	----	----	------	------	--	--	--	--	--	--



SUNLIGHT Analysis

O2 Centre, Finchley, Camben, London

Existing vs Proposed Scheme 06-01-25 Phase 1 and Consented Phase 2,3- No Balconies

APSH

Room	Window	Room Use	Window				Winter %Loss	Annual %Loss	Room				Winter %Loss	Annual %Loss
			Existing		Proposed				Existing		Proposed			
			Winter APSH	Annual APSH	Winter APSH	Annual APSH			Winter APSH	Annual APSH	Winter APSH	Annual APSH		
R1/110	W2/110	LKD	25	80	13	68	48.0	15.0						
R1/110	W3/110	LKD	25	80	13	68	48.0	15.0	25	80	13	68	48.0	15.0
R1/111	W1/111	RECEPTION	27	82	15	70	44.4	14.6						
R1/111	W2/111	RECEPTION	27	82	15	70	44.4	14.6						
R1/111	W3/111	RECEPTION	27	82	15	70	44.4	14.6	27	82	15	70	44.4	14.6
R1/112	W1/112	BEDROOM	28	81	17	70	39.3	13.6	28	81	17	70	39.3	13.6
R1/113	W1/113	BEDROOM	27	81	17	71	37.0	12.3						
R1/113	W2/113	BEDROOM	29	81	18	70	37.9	13.6						
R1/113	W3/113	BEDROOM	29	77	18	66	37.9	14.3	29	84	18	73	37.9	13.1

20C ROSEMONT ROAD

R2/110	W4/110	LKD	27	82	14	69	48.1	15.9						
R2/110	W5/110	LKD	27	82	13	68	51.9	17.1						
R2/110	W6/110	LKD	27	82	11	66	59.3	19.5	27	82	14	69	48.1	15.9
R2/111	W4/111	RECEPTION	27	81	15	69	44.4	14.8						



SUNLIGHT Analysis

O2 Centre, Finchley, Camben, London

Existing vs Proposed Scheme 06-01-25 Phase 1 and Consented Phase 2,3- No Balconies

APSH

Room	Window	Room Use	Window				Winter %Loss	Annual %Loss	Room				Winter %Loss	Annual %Loss
			Existing		Proposed				Existing		Proposed			
			Winter APSH	Annual APSH	Winter APSH	Annual APSH			Winter APSH	Annual APSH	Winter APSH	Annual APSH		
R2/111	W5/111	RECEPTION	27	81	15	69	44.4	14.8						
R2/111	W6/111	RECEPTION	28	81	14	67	50.0	17.3	28	83	16	71	42.9	14.5
R2/112	W2/112	BEDROOM	27	82	17	72	37.0	12.2	27	82	17	72	37.0	12.2
R2/113	W4/113	BEDROOM	23	77	14	68	39.1	11.7						
R2/113	W5/113	BEDROOM	27	81	17	71	37.0	12.3						
R2/113	W6/113	BEDROOM	28	77	15	64	46.4	16.9	28	83	17	72	39.3	13.3

20B ROSEMONT ROAD

R1/120	W1/120	LKD	27	80	13	66	51.9	17.5						
R1/120	W2/120	LKD	27	80	13	66	51.9	17.5						
R1/120	W3/120	LKD	27	80	13	66	51.9	17.5	27	80	13	66	51.9	17.5
R1/121	W1/121	RECEPTION	28	81	16	69	42.9	14.8						
R1/121	W2/121	RECEPTION	28	81	16	69	42.9	14.8						
R1/121	W3/121	RECEPTION	28	81	16	69	42.9	14.8	28	81	16	69	42.9	14.8
R1/122	W1/122	BEDROOM	27	80	17	70	37.0	12.5	27	80	17	70	37.0	12.5



SUNLIGHT Analysis

O2 Centre, Finchley, Camben, London

Existing vs Proposed Scheme 06-01-25 Phase 1 and Consented Phase 2,3- No Balconies

APSH

Room	Window	Room Use	Window				Winter %Loss	Annual %Loss	Room				Winter %Loss	Annual %Loss
			Existing		Proposed				Existing		Proposed			
			Winter APSH	Annual APSH	Winter APSH	Annual APSH			Winter APSH	Annual APSH	Winter APSH	Annual APSH		
R1/123	W1/123	BEDROOM	27	80	18	71	33.3	11.3						
R1/123	W2/123	BEDROOM	29	81	19	71	34.5	12.3						
R1/123	W3/123	BEDROOM	29	77	19	67	34.5	13.0	29	83	19	73	34.5	12.0
20A ROSEMONT ROAD														
R2/120	W4/120	LKD	27	77	11	61	59.3	20.8						
R2/120	W5/120	LKD	27	74	11	58	59.3	21.6						
R2/120	W6/120	LKD	25	66	10	51	60.0	22.7	27	77	11	61	59.3	20.8
R2/121	W4/121	RECEPTION	28	77	14	63	50.0	18.2						
R2/121	W5/121	RECEPTION	28	74	14	60	50.0	18.9						
R2/121	W6/121	RECEPTION	26	67	13	54	50.0	19.4	28	78	14	64	50.0	17.9
R2/122	W2/122	BEDROOM	27	73	14	60	48.1	17.8	27	73	14	60	48.1	17.8
R2/123	W4/123	BEDROOM	23	66	14	57	39.1	13.6						
R2/123	W5/123	BEDROOM	25	69	15	59	40.0	14.5						
R2/123	W6/123	BEDROOM	25	62	14	51	44.0	17.7	28	73	18	63	35.7	13.7



SUNLIGHT Analysis

O2 Centre, Finchley, Camben, London

Existing vs Proposed Scheme 06-01-25 Phase 1 and Consented Phase 2,3- No Balconies

APSH

Room	Window	Room Use	Window				Winter %Loss	Annual %Loss	Room				Winter %Loss	Annual %Loss
			Existing		Proposed				Existing		Proposed			
			Winter APSH	Annual APSH	Winter APSH	Annual APSH			Winter APSH	Annual APSH	Winter APSH	Annual APSH		

16 ROSEMONT ROAD

R3/130	W5/130		28	85	13	70	53.6	17.6						
R3/130	W6/130		28	85	15	72	46.4	15.3						
R3/130	W7/130		28	85	15	72	46.4	15.3	28	85	15	72	46.4	15.3
R4/130	W8/130		0	2	0	2	-	0.0	0	2	0	2	-	0.0
R3/131	W5/131		28	85	14	71	50.0	16.5						
R3/131	W6/131		28	85	15	72	46.4	15.3	28	85	15	72	46.4	15.3
R4/131	W7/131		10	42	5	37	50.0	11.9	10	42	5	37	50.0	11.9
R3/132	W5/132		29	86	19	76	34.5	11.6						
R3/132	W6/132		29	86	19	76	34.5	11.6	29	86	19	76	34.5	11.6
R4/132	W7/132		11	45	6	40	45.5	11.1	11	45	6	40	45.5	11.1
R3/133	W5/133		29	84	20	75	31.0	10.7						



SUNLIGHT Analysis

O2 Centre, Finchley, Camben, London

Existing vs Proposed Scheme 06-01-25 Phase 1 and Consented Phase 2,3- No Balconies

APSH

Room	Window	Room Use	Window				Winter %Loss	Annual %Loss	Room				Winter %Loss	Annual %Loss
			Existing		Proposed				Existing		Proposed			
			Winter APSH	Annual APSH	Winter APSH	Annual APSH			Winter APSH	Annual APSH	Winter APSH	Annual APSH		

R3/133	W6/133		30	85	20	75	33.3	11.8	30	85	20	75	33.3	11.8
--------	--------	--	----	----	----	----	------	------	----	----	----	----	------	------

14 ROSEMONT ROAD

R1/141	W1/141	BEDROOM	18	63	12	57	33.3	9.5	18	63	12	57	33.3	9.5
R2/141	W2/141	DINING	23	76	16	69	30.4	9.2	23	76	16	69	30.4	9.2
R3/141	W3/141	BEDROOM	24	79	17	72	29.2	8.9	24	79	17	72	29.2	8.9
R5/141	W4/141	LK	14	53	11	50	21.4	5.7						
R5/141	W5/141	LK	21	75	16	70	23.8	6.7						
R5/141	W7/141	LK	1	11	1	11	0.0	0.0						
R5/141	W8/141	LK	1	11	1	11	0.0	0.0						
R5/141	W9/141	LK	2	12	2	12	0.0	0.0	23	85	19	81	17.4	4.7

12 ROSEMONT ROAD

R1/150	W1/150	LIVINGROOM	24	78	15	69	37.5	11.5						
R1/150	W2/150	LIVINGROOM	24	79	16	71	33.3	10.1						



SUNLIGHT Analysis

O2 Centre, Finchley, Camben, London

Existing vs Proposed Scheme 06-01-25 Phase 1 and Consented Phase 2,3- No Balconies

APSH

Room	Window	Room Use	Window				Winter %Loss	Annual %Loss	Room				Winter %Loss	Annual %Loss
			Existing		Proposed				Existing		Proposed			
			Winter APSH	Annual APSH	Winter APSH	Annual APSH			Winter APSH	Annual APSH	Winter APSH	Annual APSH		
R1/150	W4/150	LIVINGROOM	2	13	2	13	0.0	0.0						
R1/150	W5/150	LIVINGROOM	2	13	2	13	0.0	0.0						
R1/150	W6/150	LIVINGROOM	2	13	2	13	0.0	0.0						
R1/150	W7/150	LIVINGROOM	2	13	2	13	0.0	0.0	26	92	18	84	30.8	8.7
R2/150	W3/150	HOBBYROOM	27	80	18	71	33.3	11.3	27	80	18	71	33.3	11.3
R1/151	W1/151	BEDROOM	27	81	19	73	29.6	9.9	27	81	19	73	29.6	9.9
R3/151	W3/151	CONSERVATORY	27	82	18	73	33.3	11.0						
R3/151	W4/151	CONSERVATORY	27	83	18	74	33.3	10.8						
R3/151	W5/151	CONSERVATORY	27	83	19	75	29.6	9.6						
R3/151	W6/151	CONSERVATORY	27	82	20	75	25.9	8.5						
R3/151	W7/151	CONSERVATORY	25	77	17	69	32.0	10.4						
R3/151	W8/151	CONSERVATORY	25	87	19	81	24.0	6.9						
R3/151	W9/151	CONSERVATORY	27	88	22	83	18.5	5.7						
R3/151	W10/151	CONSERVATORY	27	83	20	76	25.9	8.4						
R3/151	W11/151	CONSERVATORY	27	79	20	72	25.9	8.9						
R3/151	W12/151	CONSERVATORY	25	71	18	64	28.0	9.9						
R3/151	W13/151	CONSERVATORY	27	86	20	79	25.9	8.1						



SUNLIGHT Analysis

O2 Centre, Finchley, Camben, London

Existing vs Proposed Scheme 06-01-25 Phase 1 and Consented Phase 2,3- No Balconies

APSH

Room	Window	Room Use	Window				Winter %Loss	Annual %Loss	Room				Winter %Loss	Annual %Loss
			Existing		Proposed				Existing		Proposed			
			Winter APSH	Annual APSH	Winter APSH	Annual APSH			Winter APSH	Annual APSH	Winter APSH	Annual APSH		
R3/151	W14/151	CONSERVATORY	28	85	22	79	21.4	7.1	29	92	23	86	20.7	6.5
R1/152	W1/152	BEDROOM	22	75	16	69	27.3	8.0						
R1/152	W2/152	BEDROOM	25	75	18	68	28.0	9.3						
R1/152	W5/152	BEDROOM	2	17	2	17	0.0	0.0	28	96	21	89	25.0	7.3
10 ROSEMONT ROAD														
R3/160	W3/160	STUDY	28	82	22	76	21.4	7.3	28	82	22	76	21.4	7.3
R1/161	W1/161	DINING	28	83	21	76	25.0	8.4						
R1/161	W2/161	DINING	28	84	21	77	25.0	8.3						
R1/161	W3/161	DINING	28	84	21	77	25.0	8.3						
R1/161	W4/161	DINING	28	84	21	77	25.0	8.3						
R1/161	W5/161	DINING	28	84	21	77	25.0	8.3	28	84	22	78	21.4	7.1
R1/162	W1/162	BEDROOM	13	48	12	47	7.7	2.1						
R1/162	W2/162	BEDROOM	15	45	12	42	20.0	6.7						
R1/162	W3/162	BEDROOM	26	77	20	71	23.1	7.8						
R1/162	W4/162	BEDROOM	20	52	15	47	25.0	9.6						



SUNLIGHT Analysis

O2 Centre, Finchley, Camben, London

Existing vs Proposed Scheme 06-01-25 Phase 1 and Consented Phase 2,3- No Balconies

APSH

Room	Window	Room Use	Window				Winter %Loss	Annual %Loss	Room				Winter %Loss	Annual %Loss
			Existing		Proposed				Existing		Proposed			
			Winter APSH	Annual APSH	Winter APSH	Annual APSH			Winter APSH	Annual APSH	Winter APSH	Annual APSH		
R1/162	W13/162	BEDROOM	2	17	2	17	0.0	0.0						
R1/162	W14/162	BEDROOM	2	17	2	17	0.0	0.0	29	96	23	90	20.7	6.3
8 ROSEMONT ROAD														
R1/170	W1/170	BEDROOM	28	81	20	73	28.6	9.9						
R1/170	W2/170	BEDROOM	27	79	19	71	29.6	10.1	28	82	20	74	28.6	9.8
R1/171	W1/171	LD_TRUNCATED	28	84	20	76	28.6	9.5						
R1/171	W2/171	LD_TRUNCATED	28	83	21	76	25.0	8.4						
R1/171	W3/171	LD_TRUNCATED	28	83	21	76	25.0	8.4						
R1/171	W4/171	LD_TRUNCATED	28	83	22	77	21.4	7.2						
R1/171	W5/171	LD_TRUNCATED	28	83	21	76	25.0	8.4						
R1/171	W6/171	LD_TRUNCATED	28	83	21	76	25.0	8.4	28	84	22	78	21.4	7.1
R1/172	W1/172	BEDROOM	18	65	15	62	16.7	4.6						
R1/172	W2/172	BEDROOM	22	73	17	68	22.7	6.8						
R1/172	W3/172	BEDROOM	26	80	20	74	23.1	7.5						
R1/172	W12/172	BEDROOM	2	17	2	17	0.0	0.0	28	97	22	91	21.4	6.2



SUNLIGHT Analysis

O2 Centre, Finchley, Camben, London

Existing vs Proposed Scheme 06-01-25 Phase 1 and Consented Phase 2,3- No Balconies

APSH

Room	Window	Room Use	Window				Winter %Loss	Annual %Loss	Room				Winter %Loss	Annual %Loss
			Existing		Proposed				Existing		Proposed			
			Winter APSH	Annual APSH	Winter APSH	Annual APSH			Winter APSH	Annual APSH	Winter APSH	Annual APSH		
R3/172	W7/172	BEDROOM	25	74	20	69	20.0	6.8						
R3/172	W8/172	BEDROOM	25	69	18	62	28.0	10.1						
R3/172	W9/172	BEDROOM	28	79	21	72	25.0	8.9	28	79	22	73	21.4	7.6
6 ROSEMONT ROAD														
R1/181	W1/181	KITCHEN	10	42	8	40	20.0	4.8						
R1/181	W2/181	KITCHEN	14	53	11	50	21.4	5.7						
R1/181	W3/181	KITCHEN	18	62	13	57	27.8	8.1						
R1/181	W4/181	KITCHEN	22	67	15	60	31.8	10.4	23	71	17	65	26.1	8.5
4 ROSEMONT ROAD														
R1/191	W1/191		18	64	15	61	16.7	4.7						
R1/191	W2/191		21	70	16	65	23.8	7.1						
R1/191	W6/191		2	13	2	13	0.0	0.0	23	85	18	80	21.7	5.9
R2/191	W3/191		24	73	18	67	25.0	8.2						
R2/191	W4/191		2	14	2	14	0.0	0.0						
R2/191	W5/191		1	13	1	13	0.0	0.0	26	87	20	81	23.1	6.9



SUNLIGHT Analysis

O2 Centre, Finchley, Camben, London

Existing vs Proposed Scheme 06-01-25 Phase 1 and Consented Phase 2,3- No Balconies

APSH

Room	Window	Room Use	Window				Winter %Loss	Annual %Loss	Room				Winter %Loss	Annual %Loss
			Existing		Proposed				Existing		Proposed			
			Winter APSH	Annual APSH	Winter APSH	Annual APSH			Winter APSH	Annual APSH	Winter APSH	Annual APSH		

2 ROSEMONT ROAD

R1/200	W1/200		22	57	14	49	36.4	14.0	22	57	14	49	36.4	14.0
R1/201	W1/201		25	70	19	64	24.0	8.6						
R1/201	W2/201		23	62	16	55	30.4	11.3	25	71	19	65	24.0	8.5
R1/205	W1/205		23	53	15	45	34.8	15.1	23	53	15	45	34.8	15.1
R1/206	W1/206		24	63	17	56	29.2	11.1						
R1/206	W2/206		24	61	17	54	29.2	11.5						
R1/206	W3/206		8	15	4	11	50.0	26.7	24	68	17	61	29.2	10.3

6-8 Frognal Parade, 1-6 Warwick House

R1/1001	W1/1001		23	62	15	54	34.8	12.9						
R1/1001	W2/1001		21	62	14	55	33.3	11.3	23	64	15	56	34.8	12.5
R2/1001	W3/1001		21	62	14	55	33.3	11.3						



SUNLIGHT Analysis

O2 Centre, Finchley, Camben, London

Existing vs Proposed Scheme 06-01-25 Phase 1 and Consented Phase 2,3- No Balconies

APSH

Room	Window	Room Use	Window				Winter %Loss	Annual %Loss	Room				Winter %Loss	Annual %Loss
			Existing		Proposed				Existing		Proposed			
			Winter APSH	Annual APSH	Winter APSH	Annual APSH			Winter APSH	Annual APSH	Winter APSH	Annual APSH		
R2/1001	W4/1001		20	61	13	54	35.0	11.5	21	62	14	55	33.3	11.3
R1/1002	W1/1002		23	63	15	55	34.8	12.7						
R1/1002	W2/1002		23	64	14	55	39.1	14.1	23	64	15	56	34.8	12.5
R2/1002	W3/1002		22	63	14	55	36.4	12.7						
R2/1002	W4/1002		22	63	14	55	36.4	12.7	22	63	14	55	36.4	12.7
R1/1003	W1/1003		23	64	17	58	26.1	9.4						
R1/1003	W2/1003		23	64	15	56	34.8	12.5	23	64	17	58	26.1	9.4
R2/1003	W3/1003		23	64	15	56	34.8	12.5						
R2/1003	W4/1003		22	63	15	56	31.8	11.1	23	64	15	56	34.8	12.5

1-5 Frogmal Parade, 1-4 Midland Court

R1/1011	W1/1011		19	59	11	50	42.1	15.3						
R1/1011	W2/1011		19	59	11	50	42.1	15.3	19	59	11	50	42.1	15.3
R2/1011	W3/1011		20	60	10	49	50.0	18.3						



SUNLIGHT Analysis

O2 Centre, Finchley, Camben, London

Existing vs Proposed Scheme 06-01-25 Phase 1 and Consented Phase 2,3- No Balconies

APSH

Room	Window	Room Use	Window				Winter %Loss	Annual %Loss	Room				Winter %Loss	Annual %Loss
			Existing		Proposed				Existing		Proposed			
			Winter APSH	Annual APSH	Winter APSH	Annual APSH			Winter APSH	Annual APSH	Winter APSH	Annual APSH		
R2/1011	W4/1011		20	60	10	49	50.0	18.3	20	60	10	49	50.0	18.3
R3/1011	W5/1011		20	61	10	50	50.0	18.0						
R3/1011	W6/1011		20	61	10	49	50.0	19.7	20	61	10	50	50.0	18.0
R4/1011	W7/1011		20	61	10	48	50.0	21.3						
R4/1011	W8/1011		17	53	10	45	41.2	15.1	20	71	11	59	45.0	16.9
R1/1012	W1/1012		21	62	13	54	38.1	12.9						
R1/1012	W2/1012		21	62	13	53	38.1	14.5	21	62	13	54	38.1	12.9
R2/1012	W3/1012		21	62	12	52	42.9	16.1						
R2/1012	W4/1012		21	62	12	52	42.9	16.1	21	62	12	52	42.9	16.1
R3/1012	W5/1012		21	62	12	52	42.9	16.1						
R3/1012	W6/1012		21	62	12	51	42.9	17.7	21	62	12	52	42.9	16.1
R4/1012	W7/1012		21	62	12	50	42.9	19.4						
R4/1012	W8/1012		18	58	11	50	38.9	13.8	21	76	12	64	42.9	15.8



SUNLIGHT Analysis

O2 Centre, Finchley, Camben, London

Existing vs Proposed Scheme 06-01-25 Phase 1 and Consented Phase 2,3- No Balconies

APSH

Room	Window	Room Use	Window				Winter %Loss	Annual %Loss	Room				Winter %Loss	Annual %Loss
			Existing		Proposed				Existing		Proposed			
			Winter APSH	Annual APSH	Winter APSH	Annual APSH			Winter APSH	Annual APSH	Winter APSH	Annual APSH		

Holiday Inn, 152-156 Finchley Road

R1/1021	W1/1021	BEDROOM	14	50	6	39	57.1	22.0	14	50	6	39	57.1	22.0
R2/1021	W2/1021	BEDROOM	17	58	10	47	41.2	19.0	17	58	10	47	41.2	19.0
R3/1021	W3/1021	BEDROOM	13	49	6	37	53.8	24.5	13	49	6	37	53.8	24.5
R4/1021	W4/1021	BEDROOM	17	58	11	47	35.3	19.0	17	58	11	47	35.3	19.0
R5/1021	W5/1021	BEDROOM	13	49	7	38	46.2	22.4	13	49	7	38	46.2	22.4
R6/1021	W6/1021	BEDROOM	17	58	11	42	35.3	27.6	17	58	11	42	35.3	27.6
R7/1021	W7/1021	BEDROOM	12	48	7	31	41.7	35.4	12	48	7	31	41.7	35.4
R1/1022	W1/1022	BEDROOM	14	50	6	39	57.1	22.0	14	50	6	39	57.1	22.0
R2/1022	W2/1022	BEDROOM	19	60	10	47	47.4	21.7	19	60	10	47	47.4	21.7



SUNLIGHT Analysis

O2 Centre, Finchley, Camben, London

Existing vs Proposed Scheme 06-01-25 Phase 1 and Consented Phase 2,3- No Balconies

APSH

Room	Window	Room Use	Window				Winter %Loss	Annual %Loss	Room				Winter %Loss	Annual %Loss
			Existing		Proposed				Existing		Proposed			
			Winter APSH	Annual APSH	Winter APSH	Annual APSH			Winter APSH	Annual APSH	Winter APSH	Annual APSH		
R3/1022	W3/1022	BEDROOM	15	51	6	37	60.0	27.5	15	51	6	37	60.0	27.5
R4/1022	W4/1022	BEDROOM	19	60	11	47	42.1	21.7	19	60	11	47	42.1	21.7
R5/1022	W5/1022	BEDROOM	15	51	7	38	53.3	25.5	15	51	7	38	53.3	25.5
R6/1022	W6/1022	BEDROOM	19	60	11	45	42.1	25.0	19	60	11	45	42.1	25.0
R7/1022	W7/1022	BEDROOM	14	50	7	34	50.0	32.0	14	50	7	34	50.0	32.0
R1/1023	W1/1023	BEDROOM	16	51	8	40	50.0	21.6	16	51	8	40	50.0	21.6
R2/1023	W2/1023	BEDROOM	19	55	11	43	42.1	21.8	19	55	11	43	42.1	21.8
R3/1023	W3/1023	BEDROOM	16	51	8	38	50.0	25.5	16	51	8	38	50.0	25.5
R4/1023	W4/1023	BEDROOM	19	55	12	43	36.8	21.8	19	55	12	43	36.8	21.8
R5/1023	W5/1023	BEDROOM	16	51	9	40	43.8	21.6	16	51	9	40	43.8	21.6



SUNLIGHT Analysis

O2 Centre, Finchley, Camben, London

Existing vs Proposed Scheme 06-01-25 Phase 1 and Consented Phase 2,3- No Balconies

APSH

Room	Window	Room Use	Window				Winter %Loss	Annual %Loss	Room				Winter %Loss	Annual %Loss
			Existing		Proposed				Existing		Proposed			
			Winter APSH	Annual APSH	Winter APSH	Annual APSH			Winter APSH	Annual APSH	Winter APSH	Annual APSH		
R6/1023	W6/1023	BEDROOM	19	55	12	43	36.8	21.8	19	55	12	43	36.8	21.8
R7/1023	W7/1023	BEDROOM	16	51	9	37	43.8	27.5	16	51	9	37	43.8	27.5
R1/1024	W1/1024	BEDROOM	23	65	14	54	39.1	16.9	23	65	14	54	39.1	16.9
R2/1024	W2/1024	BEDROOM	23	65	14	53	39.1	18.5	23	65	14	53	39.1	18.5
R3/1024	W3/1024	BEDROOM	23	65	14	53	39.1	18.5	23	65	14	53	39.1	18.5
R4/1024	W4/1024	BEDROOM	24	66	15	54	37.5	18.2	24	66	15	54	37.5	18.2
R5/1024	W5/1024	BEDROOM	24	66	15	54	37.5	18.2	24	66	15	54	37.5	18.2
R6/1024	W6/1024	BEDROOM	24	66	15	53	37.5	19.7	24	66	15	53	37.5	19.7
R7/1024	W7/1024	BEDROOM	24	66	15	51	37.5	22.7	24	66	15	51	37.5	22.7
R1/1025	W1/1025	BEDROOM	23	64	16	55	30.4	14.1	23	64	16	55	30.4	14.1



SUNLIGHT Analysis

O2 Centre, Finchley, Camben, London

Existing vs Proposed Scheme 06-01-25 Phase 1 and Consented Phase 2,3- No Balconies

APSH

Room	Window	Room Use	Window				Winter %Loss	Annual %Loss	Room				Winter %Loss	Annual %Loss
			Existing		Proposed				Existing		Proposed			
			Winter APSH	Annual APSH	Winter APSH	Annual APSH			Winter APSH	Annual APSH	Winter APSH	Annual APSH		
R2/1025	W2/1025	BEDROOM	24	65	16	54	33.3	16.9	24	65	16	54	33.3	16.9
R3/1025	W3/1025	BEDROOM	24	65	16	54	33.3	16.9	24	65	16	54	33.3	16.9
R4/1025	W4/1025	BEDROOM	24	65	16	54	33.3	16.9	24	65	16	54	33.3	16.9
R5/1025	W5/1025	BEDROOM	24	65	16	55	33.3	15.4	24	65	16	55	33.3	15.4
R6/1025	W6/1025	BEDROOM	24	65	16	55	33.3	15.4	24	65	16	55	33.3	15.4
R7/1025	W7/1025	BEDROOM	24	65	16	53	33.3	18.5	24	65	16	53	33.3	18.5
R1/1026	W1/1026	BEDROOM	20	58	16	53	20.0	8.6	20	58	16	53	20.0	8.6
R2/1026	W2/1026	BEDROOM	21	59	16	53	23.8	10.2	21	59	16	53	23.8	10.2
R3/1026	W3/1026	BEDROOM	21	59	16	53	23.8	10.2	21	59	16	53	23.8	10.2
R5/1026	W4/1026	BEDROOM	21	59	16	53	23.8	10.2	21	59	16	53	23.8	10.2



SUNLIGHT Analysis

O2 Centre, Finchley, Camben, London

Existing vs Proposed Scheme 06-01-25 Phase 1 and Consented Phase 2,3- No Balconies

APSH

Room	Window	Room Use	Window				Winter %Loss	Annual %Loss	Room				Winter %Loss	Annual %Loss
			Existing		Proposed				Existing		Proposed			
			Winter APSH	Annual APSH	Winter APSH	Annual APSH			Winter APSH	Annual APSH	Winter APSH	Annual APSH		
R6/1026	W5/1026	BEDROOM	21	59	16	52	23.8	11.9	21	59	16	52	23.8	11.9
R7/1026	W6/1026	BEDROOM	22	60	17	52	22.7	13.3	22	60	17	52	22.7	13.3
150 Finchley Road														
R1/1041	W1/1041		11	43	6	29	45.5	32.6						
R1/1041	W2/1041		20	60	15	47	25.0	21.7						
R1/1041	W3/1041		20	60	14	46	30.0	23.3	20	62	15	48	25.0	22.6
R1/1042	W1/1042		13	45	7	31	46.2	31.1						
R1/1042	W2/1042		21	62	16	49	23.8	21.0						
R1/1042	W3/1042		22	64	16	49	27.3	23.4	22	65	16	50	27.3	23.1
R1/1043	W1/1043		23	65	16	53	30.4	18.5						
R1/1043	W2/1043		24	64	17	52	29.2	18.8	24	66	17	54	29.2	18.2
R2/1043	W3/1043		23	62	15	50	34.8	19.4	23	62	15	50	34.8	19.4
R1/1044	W1/1044		24	66	17	56	29.2	15.2	24	66	17	56	29.2	15.2



SUNLIGHT Analysis

O2 Centre, Finchley, Camben, London

Existing vs Proposed Scheme 06-01-25 Phase 1 and Consented Phase 2,3- No Balconies

APSH

Room	Window	Room Use	Window				Winter %Loss	Annual %Loss	Room				Winter %Loss	Annual %Loss
			Existing		Proposed				Existing		Proposed			
			Winter APSH	Annual APSH	Winter APSH	Annual APSH			Winter APSH	Annual APSH	Winter APSH	Annual APSH		
R2/1044	W2/1044		17	56	12	48	29.4	14.3						
R2/1044	W3/1044		19	80	16	76	15.8	5.0	27	88	22	82	18.5	6.8
R1/1046	W1/1046		21	63	16	48	23.8	23.8	21	63	16	48	23.8	23.8
R1/1047	W1/1047		22	64	16	50	27.3	21.9	22	64	16	50	27.3	21.9
148 Finchley Road														
R1/1051	W1/1051		20	61	15	46	25.0	24.6	20	61	15	46	25.0	24.6
R1/1052	W1/1052		21	63	17	49	19.0	22.2						
R1/1052	W2/1052		21	63	17	49	19.0	22.2	21	63	17	49	19.0	22.2
R1/1053	W1/1053		23	64	17	53	26.1	17.2						
R1/1053	W2/1053		23	65	17	54	26.1	16.9	23	65	17	54	26.1	16.9
R2/1053	W3/1053		22	61	16	50	27.3	18.0	22	61	16	50	27.3	18.0



SUNLIGHT Analysis

O2 Centre, Finchley, Camben, London

Existing vs Proposed Scheme 06-01-25 Phase 1 and Consented Phase 2,3- No Balconies

APSH

Room	Window	Room Use	Window				Winter %Loss	Annual %Loss	Room				Winter %Loss	Annual %Loss
			Existing		Proposed				Existing		Proposed			
			Winter APSH	Annual APSH	Winter APSH	Annual APSH			Winter APSH	Annual APSH	Winter APSH	Annual APSH		
R1/1054	W1/1054		23	64	17	53	26.1	17.2						
R1/1054	W2/1054		21	59	15	49	28.6	16.9	23	64	17	54	26.1	15.6
R2/1054	W3/1054		17	57	11	47	35.3	17.5						
R2/1054	W4/1054		17	79	14	74	17.6	6.3	27	90	22	83	18.5	7.8
R1/1056	W1/1056		21	62	17	48	19.0	22.6	21	62	17	48	19.0	22.6
R1/1057	W1/1057		22	64	17	50	22.7	21.9	22	64	17	50	22.7	21.9
146 Finchley Road														
R1/1061	W1/1061		20	61	16	47	20.0	23.0	20	61	16	47	20.0	23.0
R1/1062	W1/1062		22	64	17	49	22.7	23.4						
R1/1062	W2/1062		22	64	17	49	22.7	23.4	22	64	17	49	22.7	23.4
R1/1063	W1/1063		23	64	17	53	26.1	17.2						
R1/1063	W2/1063		23	65	17	54	26.1	16.9	23	65	17	54	26.1	16.9



SUNLIGHT Analysis

O2 Centre, Finchley, Camben, London

Existing vs Proposed Scheme 06-01-25 Phase 1 and Consented Phase 2,3- No Balconies

APSH

Room	Window	Room Use	Window				Winter %Loss	Annual %Loss	Room				Winter %Loss	Annual %Loss
			Existing		Proposed				Existing		Proposed			
			Winter APSH	Annual APSH	Winter APSH	Annual APSH			Winter APSH	Annual APSH	Winter APSH	Annual APSH		
R2/1063	W3/1063		22	61	16	50	27.3	18.0	22	61	16	50	27.3	18.0
R1/1064	W1/1064		23	64	17	53	26.1	17.2						
R1/1064	W2/1064		21	59	15	49	28.6	16.9	23	64	17	54	26.1	15.6
R2/1064	W3/1064		17	57	11	47	35.3	17.5						
R2/1064	W4/1064		16	76	13	70	18.8	7.9	28	91	23	83	17.9	8.8
R1/1066	W1/1066		21	62	16	47	23.8	24.2	21	62	16	47	23.8	24.2
R1/1067	W1/1067		22	64	17	50	22.7	21.9	22	64	17	50	22.7	21.9
144 Finchley Road														
R1/1071	W1/1071		19	60	15	46	21.1	23.3	19	60	15	46	21.1	23.3
R1/1072	W1/1072		22	64	17	49	22.7	23.4						
R1/1072	W2/1072		22	64	17	49	22.7	23.4	22	64	17	49	22.7	23.4
R1/1073	W1/1073		23	64	17	52	26.1	18.8						



SUNLIGHT Analysis

O2 Centre, Finchley, Camben, London

Existing vs Proposed Scheme 06-01-25 Phase 1 and Consented Phase 2,3- No Balconies

APSH

Room	Window	Room Use	Window				Winter %Loss	Annual %Loss	Room				Winter %Loss	Annual %Loss
			Existing		Proposed				Existing		Proposed			
			Winter APSH	Annual APSH	Winter APSH	Annual APSH			Winter APSH	Annual APSH	Winter APSH	Annual APSH		
R1/1073	W2/1073		23	65	17	53	26.1	18.5	23	65	17	53	26.1	18.5
R2/1073	W3/1073		22	62	16	49	27.3	21.0	22	62	16	49	27.3	21.0
R1/1074	W1/1074		23	64	18	53	21.7	17.2						
R1/1074	W2/1074		21	59	16	49	23.8	16.9	23	64	18	54	21.7	15.6
R2/1074	W3/1074		17	57	12	48	29.4	15.8						
R2/1074	W4/1074		19	80	16	74	15.8	7.5	27	88	23	81	14.8	8.0
R1/1076	W1/1076		19	59	16	45	15.8	23.7	19	59	16	45	15.8	23.7
R1/1077	W1/1077		22	64	17	49	22.7	23.4	22	64	17	49	22.7	23.4
142 Finchley Road														
R1/1081	W1/1081		18	57	15	44	16.7	22.8	18	57	15	44	16.7	22.8
R1/1082	W1/1082		22	63	18	48	18.2	23.8						
R1/1082	W2/1082		20	61	16	46	20.0	24.6						



SUNLIGHT Analysis

O2 Centre, Finchley, Camben, London

Existing vs Proposed Scheme 06-01-25 Phase 1 and Consented Phase 2,3- No Balconies

APSH

Room	Window	Room Use	Window				Winter %Loss	Annual %Loss	Room				Winter %Loss	Annual %Loss
			Existing		Proposed				Existing		Proposed			
			Winter APSH	Annual APSH	Winter APSH	Annual APSH			Winter APSH	Annual APSH	Winter APSH	Annual APSH		
R1/1082	W3/1082		20	61	17	47	15.0	23.0	22	63	19	49	13.6	22.2
R1/1083	W1/1083		22	63	17	51	22.7	19.0						
R1/1083	W2/1083		21	62	16	50	23.8	19.4	22	63	17	51	22.7	19.0
R2/1083	W3/1083		18	55	16	46	11.1	16.4	18	55	16	46	11.1	16.4
R1/1084	W1/1084		23	65	20	55	13.0	15.4	23	65	20	55	13.0	15.4
R2/1084	W2/1084		16	56	13	49	18.8	12.5						
R2/1084	W3/1084		11	66	8	60	27.3	9.1	20	76	17	70	15.0	7.9
R1/1086	W1/1086		15	51	15	40	0.0	21.6	15	51	15	40	0.0	21.6
R1/1087	W1/1087		18	56	16	44	11.1	21.4	18	56	16	44	11.1	21.4

140 Finchley Road

R1/1091	W1/1091		10	41	10	31	0.0	24.4						
R1/1091	W2/1091		19	59	18	49	5.3	16.9						



SUNLIGHT Analysis

O2 Centre, Finchley, Camben, London

Existing vs Proposed Scheme 06-01-25 Phase 1 and Consented Phase 2,3- No Balconies

APSH

Room	Window	Room Use	Window				Winter %Loss	Annual %Loss	Room				Winter %Loss	Annual %Loss
			Existing		Proposed				Existing		Proposed			
			Winter APSH	Annual APSH	Winter APSH	Annual APSH			Winter APSH	Annual APSH	Winter APSH	Annual APSH		
R1/1091	W3/1091		19	57	18	48	5.3	15.8	19	59	19	50	0.0	15.3
R1/1092	W1/1092		13	46	11	33	15.4	28.3						
R1/1092	W2/1092		21	63	20	52	4.8	17.5						
R1/1092	W3/1092		22	64	20	53	9.1	17.2	22	65	20	53	9.1	18.5
R1/1093	W1/1093		22	63	19	53	13.6	15.9						
R1/1093	W2/1093		22	62	19	52	13.6	16.1	22	63	19	53	13.6	15.9
R2/1093	W3/1093		19	57	16	47	15.8	17.5	19	57	16	47	15.8	17.5
R1/1094	W1/1094		23	64	20	55	13.0	14.1	23	64	20	55	13.0	14.1
R2/1094	W2/1094		18	56	15	49	16.7	12.5	18	56	15	49	16.7	12.5
R1/1096	W1/1096		17	57	16	46	5.9	19.3	17	57	16	46	5.9	19.3
R1/1097	W1/1097		20	61	18	50	10.0	18.0	20	61	18	50	10.0	18.0

138 Finchley Road



SUNLIGHT Analysis

O2 Centre, Finchley, Camben, London

Existing vs Proposed Scheme 06-01-25 Phase 1 and Consented Phase 2,3- No Balconies

APSH

Room	Window	Room Use	Window				Winter %Loss	Annual %Loss	Room				Winter %Loss	Annual %Loss
			Existing		Proposed				Existing		Proposed			
			Winter APSH	Annual APSH	Winter APSH	Annual APSH			Winter APSH	Annual APSH	Winter APSH	Annual APSH		
R3/1101	W4/1101		9	40	8	30	11.1	25.0						
R3/1101	W5/1101		18	57	17	49	5.6	14.0						
R3/1101	W6/1101		19	58	17	50	10.5	13.8	19	59	17	50	10.5	15.3
R3/1102	W1/1102		13	46	10	33	23.1	28.3						
R3/1102	W2/1102		22	64	20	53	9.1	17.2						
R3/1102	W3/1102		22	64	20	55	9.1	14.1	22	65	20	55	9.1	15.4
R1/1103	W1/1103		19	55	16	45	15.8	18.2	19	55	16	45	15.8	18.2
R3/1103	W2/1103		22	63	19	53	13.6	15.9						
R3/1103	W3/1103		22	62	20	53	9.1	14.5	22	63	20	54	9.1	14.3
R1/1104	W1/1104		19	58	16	49	15.8	15.5						
R1/1104	W3/1104		17	76	17	76	0.0	0.0	26	95	23	86	11.5	9.5
R2/1104	W2/1104		24	65	22	57	8.3	12.3	24	65	22	57	8.3	12.3
R1/1106	W1/1106		14	49	13	38	7.1	22.4	14	49	13	38	7.1	22.4



SUNLIGHT Analysis

O2 Centre, Finchley, Camben, London

Existing vs Proposed Scheme 06-01-25 Phase 1 and Consented Phase 2,3- No Balconies

APSH

Room	Window	Room Use	Window				Winter %Loss	Annual %Loss	Room				Winter %Loss	Annual %Loss
			Existing		Proposed				Existing		Proposed			
			Winter APSH	Annual APSH	Winter APSH	Annual APSH			Winter APSH	Annual APSH	Winter APSH	Annual APSH		
R1/1107	W1/1107		16	53	14	42	12.5	20.8	16	53	14	42	12.5	20.8
136 Finchley Road														
R3/1111	W4/1111		19	57	16	49	15.8	14.0						
R3/1111	W5/1111		19	58	16	50	15.8	13.8	19	58	16	50	15.8	13.8
R3/1112	W1/1112		22	64	19	53	13.6	17.2						
R3/1112	W2/1112		22	64	19	54	13.6	15.6						
R3/1112	W3/1112		22	64	20	55	9.1	14.1	22	64	20	55	9.1	14.1
R1/1113	W1/1113		19	55	17	47	10.5	14.5	19	55	17	47	10.5	14.5
R3/1113	W2/1113		22	62	21	55	4.5	11.3						
R3/1113	W3/1113		20	60	19	53	5.0	11.7	22	62	21	55	4.5	11.3
R1/1114	W1/1114		21	58	19	53	9.5	8.6						
R1/1114	W4/1114		19	78	19	78	0.0	0.0	29	96	27	91	6.9	5.2



SUNLIGHT Analysis

O2 Centre, Finchley, Camben, London

Existing vs Proposed Scheme 06-01-25 Phase 1 and Consented Phase 2,3- No Balconies

APSH

Room	Window	Room Use	Window				Winter %Loss	Annual %Loss	Room				Winter %Loss	Annual %Loss
			Existing		Proposed				Existing		Proposed			
			Winter APSH	Annual APSH	Winter APSH	Annual APSH			Winter APSH	Annual APSH	Winter APSH	Annual APSH		
R2/1114	W2/1114		22	63	21	57	4.5	9.5						
R2/1114	W3/1114		21	60	19	53	9.5	11.7	23	64	21	57	8.7	10.9
R1/1116	W1/1116		16	51	14	42	12.5	17.6	16	51	14	42	12.5	17.6
R1/1117	W1/1117		18	55	16	46	11.1	16.4	18	55	16	46	11.1	16.4
134 Finchley Road														
R3/1121	W4/1121	LKD	19	57	18	51	5.3	10.5	19	57	18	51	5.3	10.5
R1/1122	W1/1122	LKD	21	62	20	56	4.8	9.7						
R1/1122	W2/1122	LKD	21	62	20	56	4.8	9.7	21	62	20	56	4.8	9.7
R1/1123	W1/1123	BEDROOM	20	56	18	49	10.0	12.5	20	56	18	49	10.0	12.5
R2/1123	W2/1123	BEDROOM	23	63	21	56	8.7	11.1						
R2/1123	W3/1123	BEDROOM	21	61	19	54	9.5	11.5	23	63	21	56	8.7	11.1
R1/1124	W1/1124	BEDROOM	20	55	18	52	10.0	5.5	20	55	18	52	10.0	5.5



SUNLIGHT Analysis

O2 Centre, Finchley, Camben, London

Existing vs Proposed Scheme 06-01-25 Phase 1 and Consented Phase 2,3- No Balconies

APSH

Room	Window	Room Use	Window				Winter %Loss	Annual %Loss	Room				Winter %Loss	Annual %Loss
			Existing		Proposed				Existing		Proposed			
			Winter APSH	Annual APSH	Winter APSH	Annual APSH			Winter APSH	Annual APSH	Winter APSH	Annual APSH		
R2/1124	W2/1124	BEDROOM	23	64	21	57	8.7	10.9						
R2/1124	W3/1124	BEDROOM	21	60	19	54	9.5	10.0	23	64	21	58	8.7	9.4
R1/1126	W1/1126	BEDROOM	16	52	16	46	0.0	11.5	16	52	16	46	0.0	11.5
R1/1127	W1/1127	BEDROOM	18	55	16	47	11.1	14.5	18	55	16	47	11.1	14.5

132 Finchley Road

R3/1131	W4/1131	LD	10	40	9	35	10.0	12.5						
R3/1131	W5/1131	LD	18	57	18	53	0.0	7.0						
R3/1131	W6/1131	LD	18	62	18	58	0.0	6.5	19	63	18	58	5.3	7.9
R5/1131	W8/1131	BEDROOM	19	68	19	68	0.0	0.0	19	68	19	68	0.0	0.0
R1/1132	W1/1132	LD	12	44	11	38	8.3	13.6						
R1/1132	W2/1132	LD	22	63	19	54	13.6	14.3						
R1/1132	W3/1132	LD	23	68	21	62	8.7	8.8	23	69	21	63	8.7	8.7



SUNLIGHT Analysis

O2 Centre, Finchley, Camben, London

Existing vs Proposed Scheme 06-01-25 Phase 1 and Consented Phase 2,3- No Balconies

APSH

Room	Window	Room Use	Window				Winter %Loss	Annual %Loss	Room				Winter %Loss	Annual %Loss
			Existing		Proposed				Existing		Proposed			
			Winter APSH	Annual APSH	Winter APSH	Annual APSH			Winter APSH	Annual APSH	Winter APSH	Annual APSH		
R2/1132	W4/1132	BEDROOM	22	71	22	71	0.0	0.0	22	71	22	71	0.0	0.0
R2/1133	W2/1133	BEDROOM	23	64	20	56	13.0	12.5						
R2/1133	W3/1133	BEDROOM	22	63	20	56	9.1	11.1	23	64	20	56	13.0	12.5
R3/1133	W4/1133	BEDROOM	26	76	26	76	0.0	0.0	26	76	26	76	0.0	0.0
R2/1134	W2/1134	BEDROOM	23	63	22	58	4.3	7.9	23	63	22	58	4.3	7.9
R1/1136	W1/1136	BEDROOM	14	50	13	44	7.1	12.0	14	50	13	44	7.1	12.0
R1/1137	W1/1137	KITCHEN	16	53	15	46	6.3	13.2	16	53	15	46	6.3	13.2

19 CANFIELD PLACE

R2/571	W5/571	LIVINGROOM	0	14	0	14	-	0.0						
R2/571	W6/571	LIVINGROOM	0	18	0	18	-	0.0						
R2/571	W7/571	LIVINGROOM	0	26	0	26	-	0.0	0	26	0	26	-	0.0
R2/572	W3/572	LIVINGROOM	10	47	10	47	0.0	0.0	10	47	10	47	0.0	0.0



SUNLIGHT Analysis

O2 Centre, Finchley, Camben, London

Existing vs Proposed Scheme 06-01-25 Phase 1 and Consented Phase 2,3- No Balconies

APSH

Room	Window	Room Use	Window				Winter %Loss	Annual %Loss	Room				Winter %Loss	Annual %Loss
			Existing		Proposed				Existing		Proposed			
			Winter APSH	Annual APSH	Winter APSH	Annual APSH			Winter APSH	Annual APSH	Winter APSH	Annual APSH		

21 CANFIELD PLACE

R1/581	W1/581		0	7	0	6	-	14.3	0	7	0	6	-	14.3
--------	--------	--	---	---	---	---	---	------	---	---	---	---	---	------

23 CANFIELD PLACE

R1/590	W1/590		0	0	0	0	-	-	0	0	0	0	-	-
R2/591	W2/591		0	0	0	0	-	-						
R2/591	W3/591		0	2	0	2	-	0.0						
R2/591	W4/591		0	13	0	13	-	0.0	0	13	0	13	-	0.0
R2/592	W2/592		6	40	6	40	0.0	0.0	6	40	6	40	0.0	0.0
R3/592	W3/592		22	86	22	86	0.0	0.0	22	86	22	86	0.0	0.0

27 CANFIELD PLACE

R2/611	W5/611	STUDY	0	2	0	2	-	0.0						
--------	--------	-------	---	---	---	---	---	-----	--	--	--	--	--	--



SUNLIGHT Analysis

O2 Centre, Finchley, Camben, London

Existing vs Proposed Scheme 06-01-25 Phase 1 and Consented Phase 2,3- No Balconies

APSH

Room	Window	Room Use	Window				Winter %Loss	Annual %Loss	Room				Winter %Loss	Annual %Loss
			Existing		Proposed				Existing		Proposed			
			Winter APSH	Annual APSH	Winter APSH	Annual APSH			Winter APSH	Annual APSH	Winter APSH	Annual APSH		
R2/611	W6/611	STUDY	0	8	0	8	-	0.0						
R2/611	W7/611	STUDY	0	7	0	7	-	0.0						
R2/611	W8/611	STUDY	0	20	0	20	-	0.0						
R2/611	W9/611	STUDY	0	24	0	24	-	0.0	0	24	0	24	-	0.0
R3/612	W3/612	BEDROOM	7	43	7	43	0.0	0.0	7	43	7	43	0.0	0.0

140 Broadhurst Gardens

R2/1609	W2/1609	LKD	0	12	0	10	-	16.7						
R2/1609	W3/1609	LKD	0	0	0	0	-	-						
R2/1609	W4/1609	LKD	0	0	0	0	-	-	0	12	0	10	-	16.7
R2/1610	W2/1610	ASSUMED	0	12	0	10	-	16.7						
R2/1610	W3/1610	ASSUMED	0	10	0	9	-	10.0	0	14	0	12	-	14.3

142 Broadhurst Gardens

R3/1609	W5/1609	LKD	0	0	0	0	-	-						
R3/1609	W6/1609	LKD	0	11	0	9	-	18.2						



SUNLIGHT Analysis

O2 Centre, Finchley, Camben, London

Existing vs Proposed Scheme 06-01-25 Phase 1 and Consented Phase 2,3- No Balconies

APSH

Room	Window	Room Use	Window				Winter %Loss	Annual %Loss	Room				Winter %Loss	Annual %Loss
			Existing		Proposed				Existing		Proposed			
			Winter APSH	Annual APSH	Winter APSH	Annual APSH			Winter APSH	Annual APSH	Winter APSH	Annual APSH		

R3/1609	W7/1609	LKD	0	0	0	0	-	-	0	11	0	9	-	18.2
---------	---------	-----	---	---	---	---	---	---	---	----	---	---	---	------

144 Broadhurst Gardens

R1/1279	W1/1279	LKD	0	10	0	9	-	10.0						
R1/1279	W2/1279	LKD	0	0	0	0	-	-						
R1/1279	W3/1279	LKD	0	0	0	0	-	-	0	10	0	9	-	10.0

146 Broadhurst Gardens

R2/1261	W2/1261	SUN_ROOM	0	9	0	8	-	11.1						
R2/1261	W3/1261	SUN_ROOM	0	11	0	9	-	18.2						
R2/1261	W4/1261	SUN_ROOM	0	11	0	9	-	18.2						
R2/1261	W5/1261	SUN_ROOM	0	11	0	9	-	18.2						
R2/1261	W6/1261	SUN_ROOM	0	11	0	9	-	18.2						
R2/1261	W7/1261	SUN_ROOM	0	13	0	12	-	7.7	0	24	0	22	-	8.3
R2/1262	W1/1262	KD	0	10	0	9	-	10.0						
R2/1262	W2/1262	KD	0	23	0	22	-	4.3						
R2/1262	W3/1262	KD	0	11	0	10	-	9.1						



SUNLIGHT Analysis

O2 Centre, Finchley, Camben, London

Existing vs Proposed Scheme 06-01-25 Phase 1 and Consented Phase 2,3- No Balconies

APSH

Room	Window	Room Use	Window				Winter %Loss	Annual %Loss	Room				Winter %Loss	Annual %Loss
			Existing		Proposed				Existing		Proposed			
			Winter APSH	Annual APSH	Winter APSH	Annual APSH			Winter APSH	Annual APSH	Winter APSH	Annual APSH		
R2/1262	W4/1262	KD	0	9	0	8	-	11.1						
R2/1262	W5/1262	KD	0	9	0	8	-	11.1						
R2/1262	W6/1262	KD	0	7	0	6	-	14.3						
R2/1262	W7/1262	KD	2	29	2	29	0.0	0.0	2	53	2	52	0.0	1.9
154 Broadhurst Gardens														
R2/1340	W2/1340	KITCHEN	0	6	0	5	-	16.7	0	6	0	5	-	16.7
R4/1340	W4/1340	BATHROOM	0	22	0	21	-	4.5	0	22	0	21	-	4.5
170 Broadhurst Gardens														
R3/1381	W4/1381	KITCHEN?	0	13	0	11	-	15.4						
R3/1381	W5/1381	KITCHEN?	4	16	4	15	0.0	6.3	4	27	4	25	0.0	7.4
R2/1382	W1/1382	ASSUMED	0	11	0	10	-	9.1						
R2/1382	W2/1382	ASSUMED	7	34	7	34	0.0	0.0	7	41	7	40	0.0	2.4

174 Broadhurst Gardens



SUNLIGHT Analysis

O2 Centre, Finchley, Camben, London

Existing vs Proposed Scheme 06-01-25 Phase 1 and Consented Phase 2,3- No Balconies

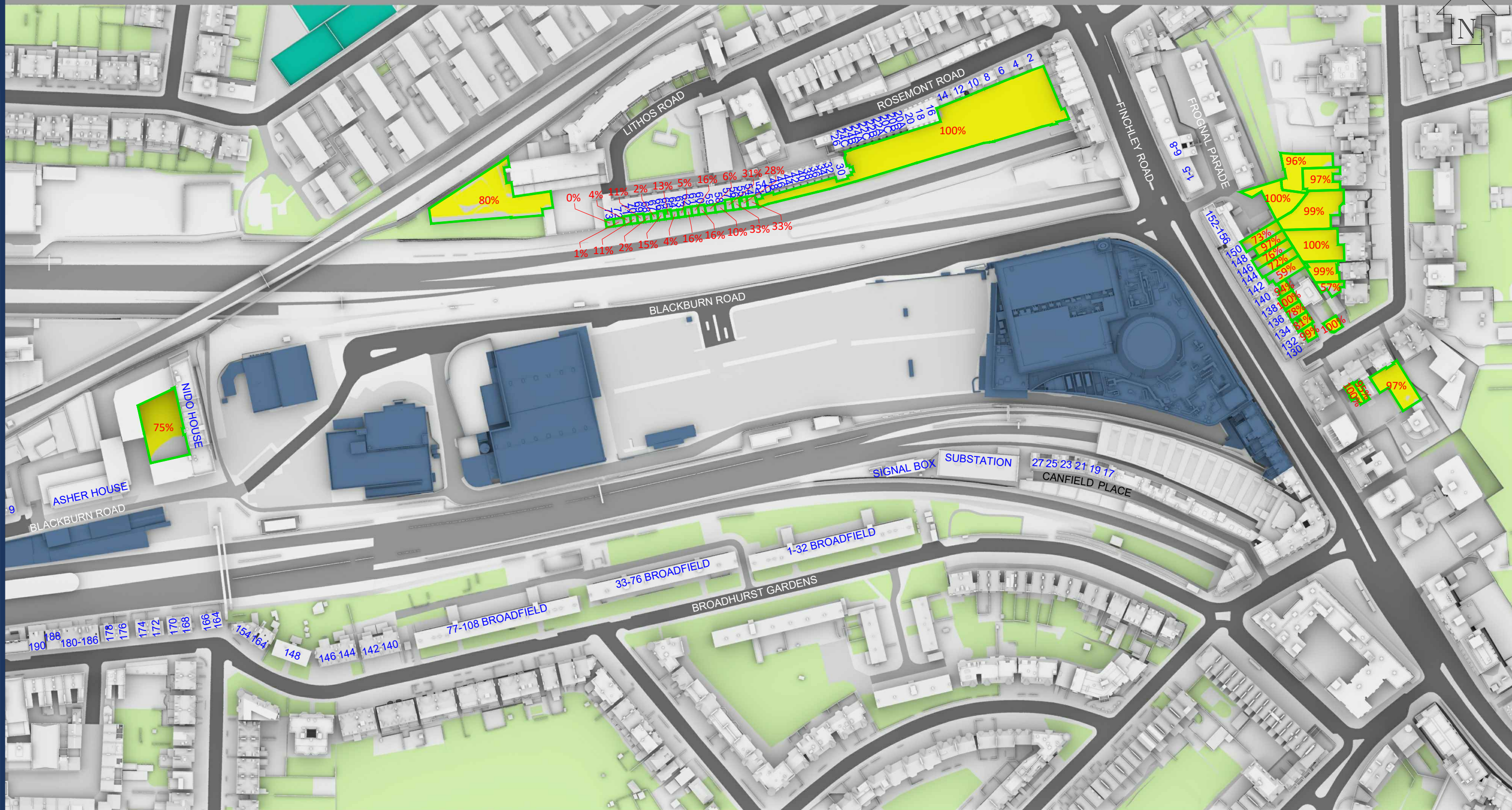
APSH

Room	Window	Room Use	Window				Winter %Loss	Annual %Loss	Room				Winter %Loss	Annual %Loss
			Existing		Proposed				Existing		Proposed			
			Winter APSH	Annual APSH	Winter APSH	Annual APSH			Winter APSH	Annual APSH	Winter APSH	Annual APSH		
R2/1401	W2/1401	ASSUMED_KITCHEN	0	13	0	11	-	15.4						
R2/1401	W3/1401	ASSUMED_KITCHEN	5	18	5	17	0.0	5.6	5	29	5	27	0.0	6.9
R3/1402	W3/1402	ASSUMED	0	9	0	8	-	11.1						
R3/1402	W4/1402	ASSUMED	9	36	9	36	0.0	0.0	9	41	9	40	0.0	2.4

186 Broadhurst Gardens

R1/1484	W1/1484	ASSUMED	5	26	5	26	0.0	0.0						
R1/1484	W2/1484	ASSUMED	0	45	0	45	-	0.0						
R1/1484	W3/1484	ASSUMED	0	53	0	53	-	0.0						
R1/1484	W4/1484	ASSUMED	0	50	0	50	-	0.0						
R1/1484	W5/1484	ASSUMED	0	40	0	40	-	0.0	5	65	5	65	0.0	0.0

**Appendix 6.7.13: Existing vs. Proposed Sun on Ground Results for the
Surrounding Amenity Spaces**



Sources: Z MAPPING
 Survey Info (received 12/12/14)
 Finchley Road_121214_Mesh.dwg

PLOWMAN CRAVEN
 Survey Model (received 11/02/19)
 40070RoLM-01A.dwg

ALLFORD HALL MONAGHAN MORRIS
 Proposed Scheme Model (received 28/10/2021)
 19066_3D_OPTION 59_MASSING_R02.DWG

Key:

- Area analysed
- Area with more than 2 hours of direct sunlight
- Area with less than 2 hours of direct sunlight
- 50% Percentage of area with more than 2 hours of direct sunlight

Project: O2 Centre
 Finchley Road, London

Title: BRE 2hr Sunlight Analysis
 Existing Buildings
 21st of March

Scheme Confirmed: -

Date: -

Drawn By: NI

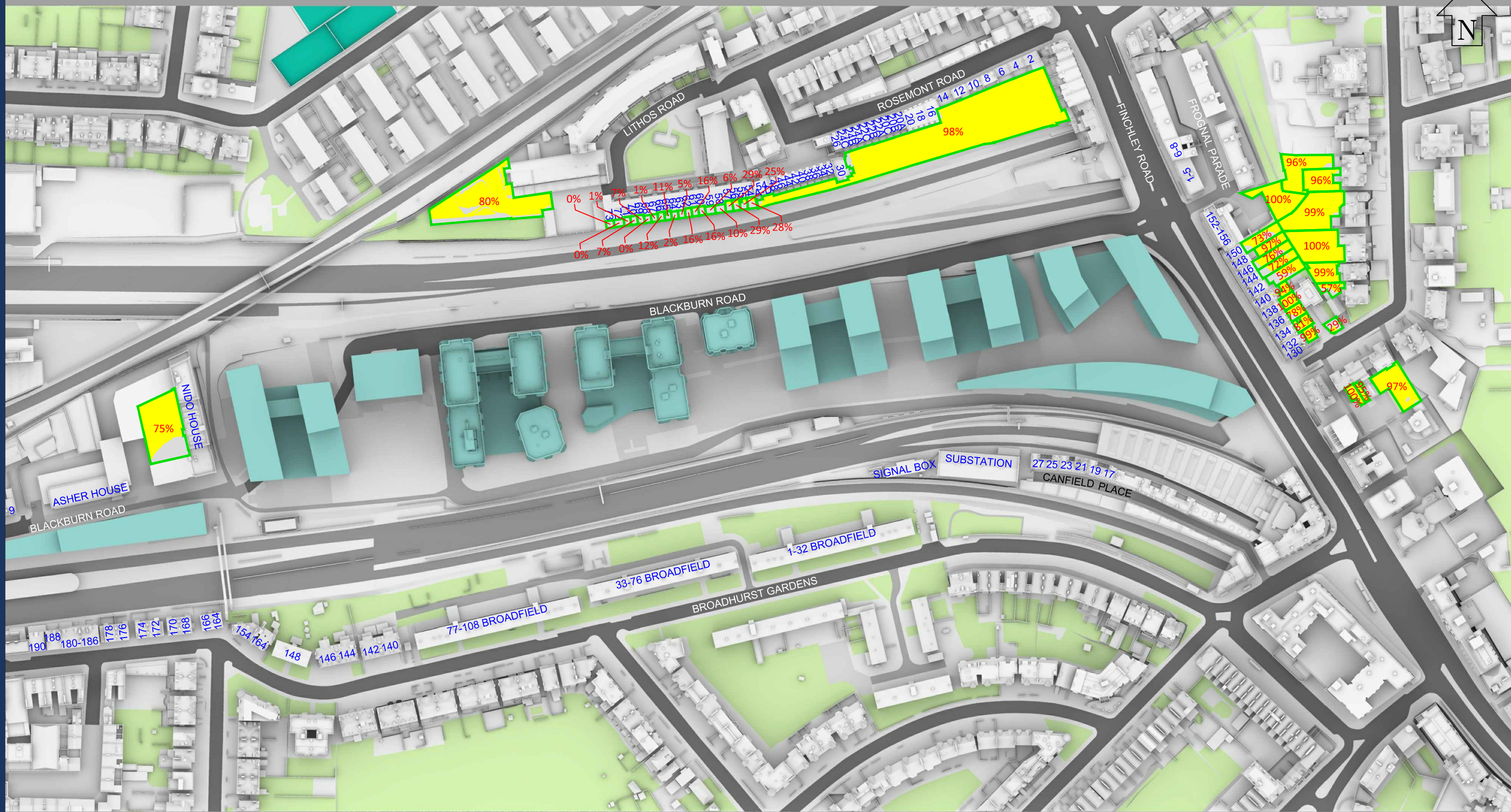
Scale: 1:2100 @ A3

Date: Nov 2021

Dwg No: P393/SHA/01

Rel: 29





Sources: Z MAPPING
Survey Info (received 12/12/14)
Finchley Road_121214_Mesh.dwg

PLOWMAN CRAVEN
Survey Model (received 11/02/19)
40070RoLM-01A.dwg

ALLFORD HALL MONAGHAN MORRIS
Proposed Scheme Model (received 21/11/2022)
19066_Outline_3D_max parameter_option 60 - Non-Detailed Plots - simplified.dwg
Proposed Scheme Model (received 06/01/2025)
4602_001-GRD-N3E-XXXX-M3-A-110000_detached.rvt
4602_001-GRD-N4Z-XXXX-M3-A-210000_detached.rvt
4602_001-GRD-N5Z-XXXX-M3-A-310000_detached.rvt

Key:

- Area analysed
- Area with more than 2 hours of direct sunlight
- Area with less than 2 hours of direct sunlight
- 50% Percentage of area with more than 2 hours of direct sunlight

Project: O2 Centre
Finchley Road, London

Title: BRE 2hr Sunlight Analysis
Proposed Scheme Received 06/01/2025 (Phase I) & 21/11/2022 (Phase II,III)
21st of March

Scheme Confirmed: -

Date: -

Drawn By: IM

Scale: 1:2100 @ A3

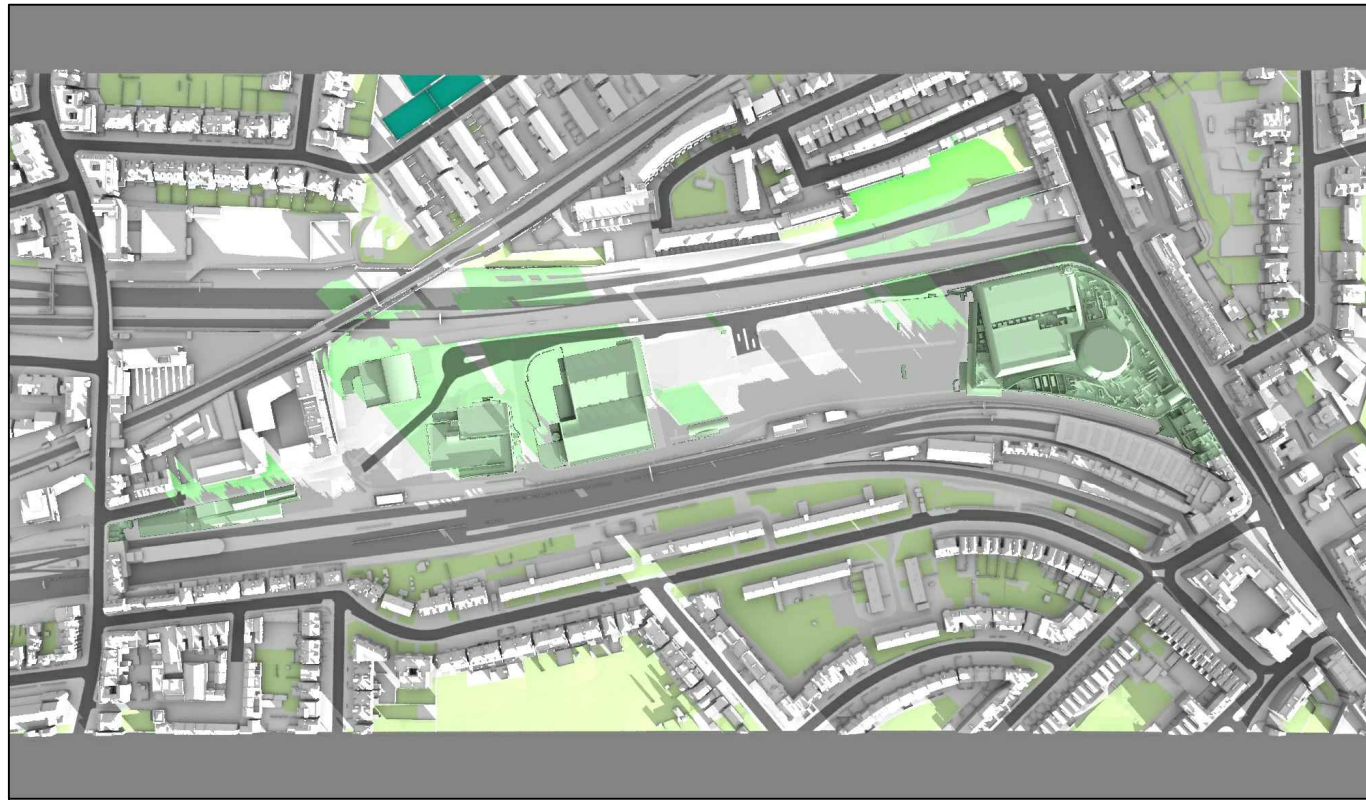
Date: Jan 2025

Dwg No: P393/SHA/14

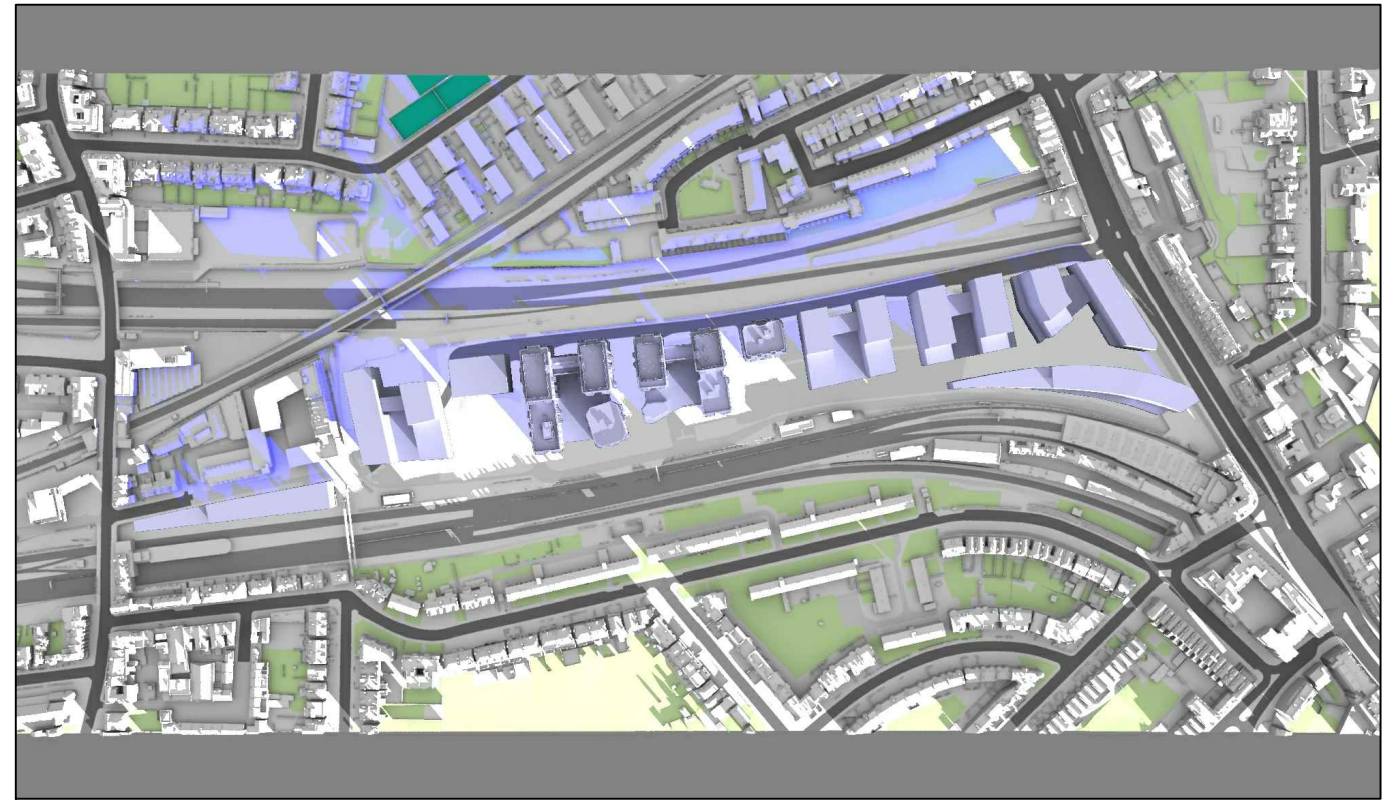
Rel: 57



Appendix 6.7.14: Existing vs. Proposed Transient Overshadowing Analysis

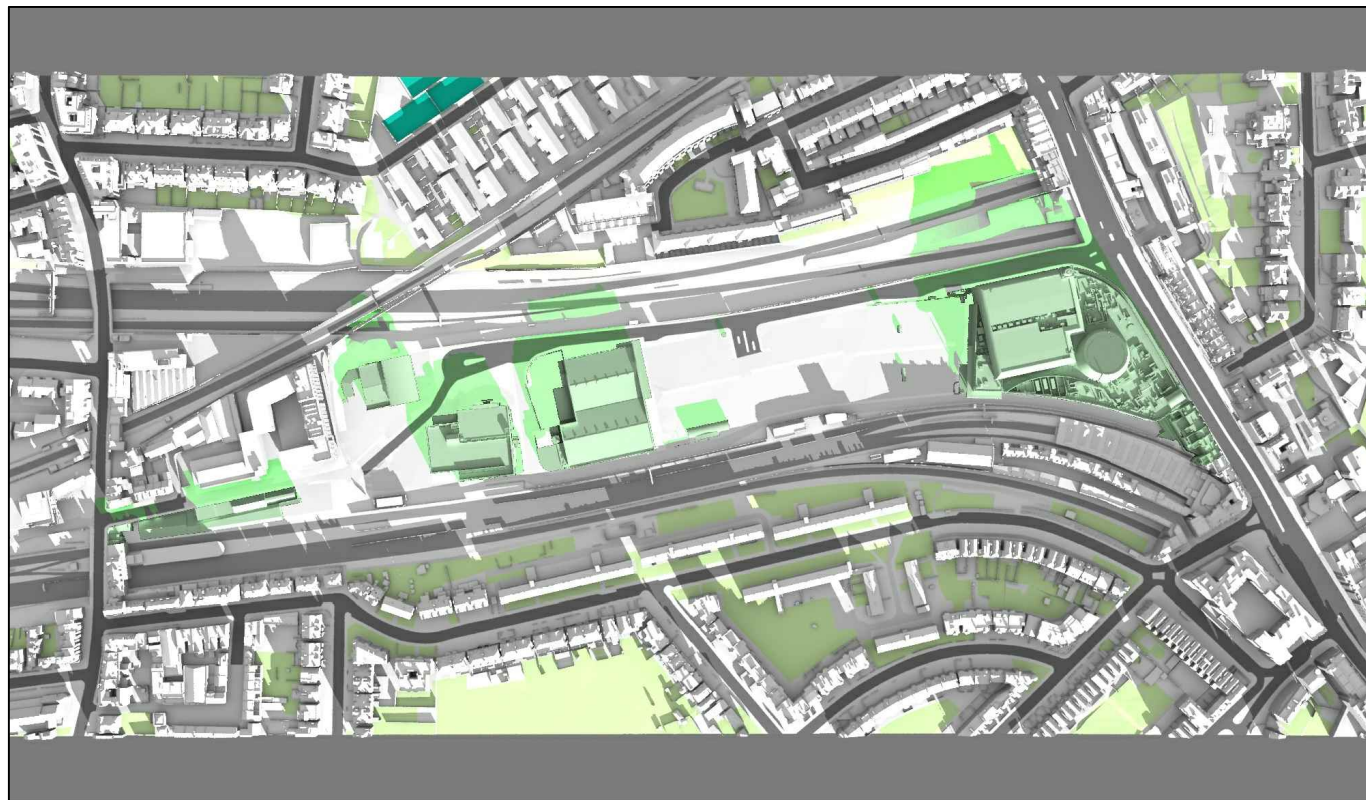


Existing 09:00am

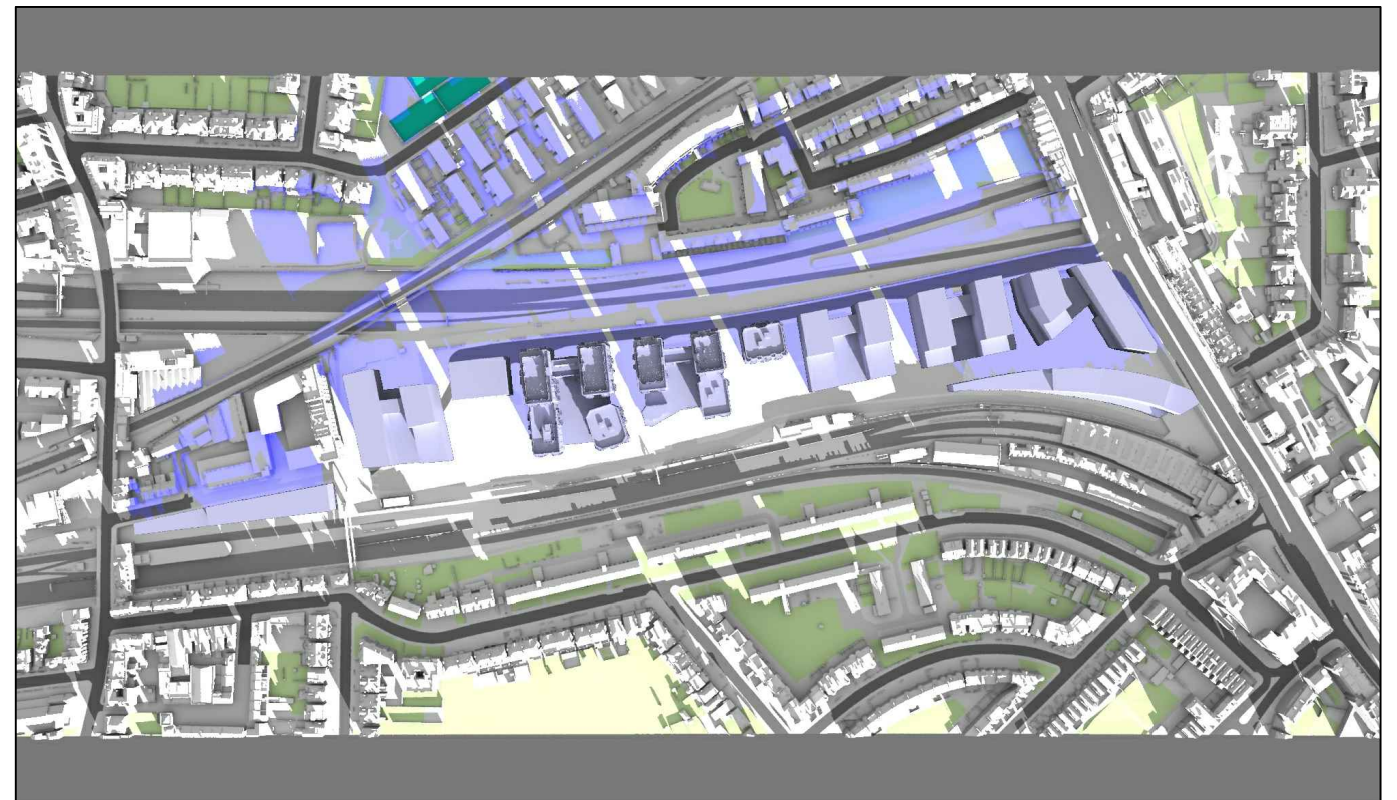


Proposed 09:00am

December 21st (GMT)



Existing 10:00am



Proposed 10:00am

Sources: Z MAPPING
Survey Info (received 12/12/14)
Finchley Road_121214_Mesh.dwg

PLOWMAN CRAVEN
Survey Model (received 11/02/19)
40070RoLM-01A.dwg

ALLFORD HALL MONAGHAN MORRIS
Proposed Scheme Model (received 21/11/2022)
19066_Outline_3D_max parameter_option 60 - Non-Detailed Plots - simplified.dwg
Proposed Scheme Model (received 06/01/2025)
4602_001-GRD-N3E-XXXX-M3-A-110000_detached.rvt
4602_001-GRD-N4Z-XXXX-M3-A-210000_detached.rvt
4602_001-GRD-N5Z-XXXX-M3-A-310000_detached.rvt

Key:

- Grey shadows are those caused by buildings which are not on the site under development.
- Green shadows are those caused specifically by the existing buildings on the site.
- Blue shadows are those caused specifically by the proposed development.

Scheme Confirmed: -

Date: -

Project: O2 Centre
Finchley Road, London

Drawn By:
IM

Scale:
NTS

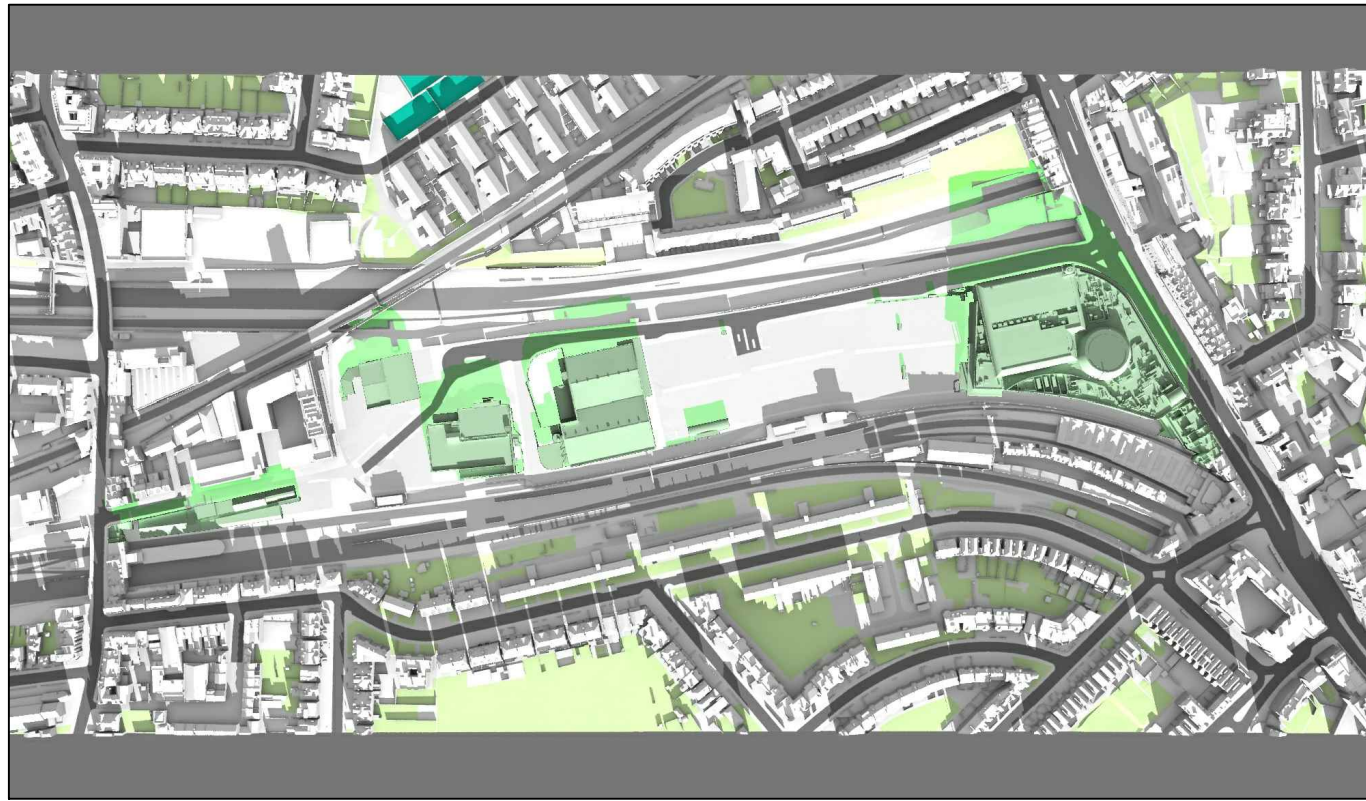
Date:
Jan 2025

Title: Transient Overshadowing
Proposed Scheme Received 06/01/2025 (Phase I)
Consented Scheme Received 21/11/2022 (Phase II,III)

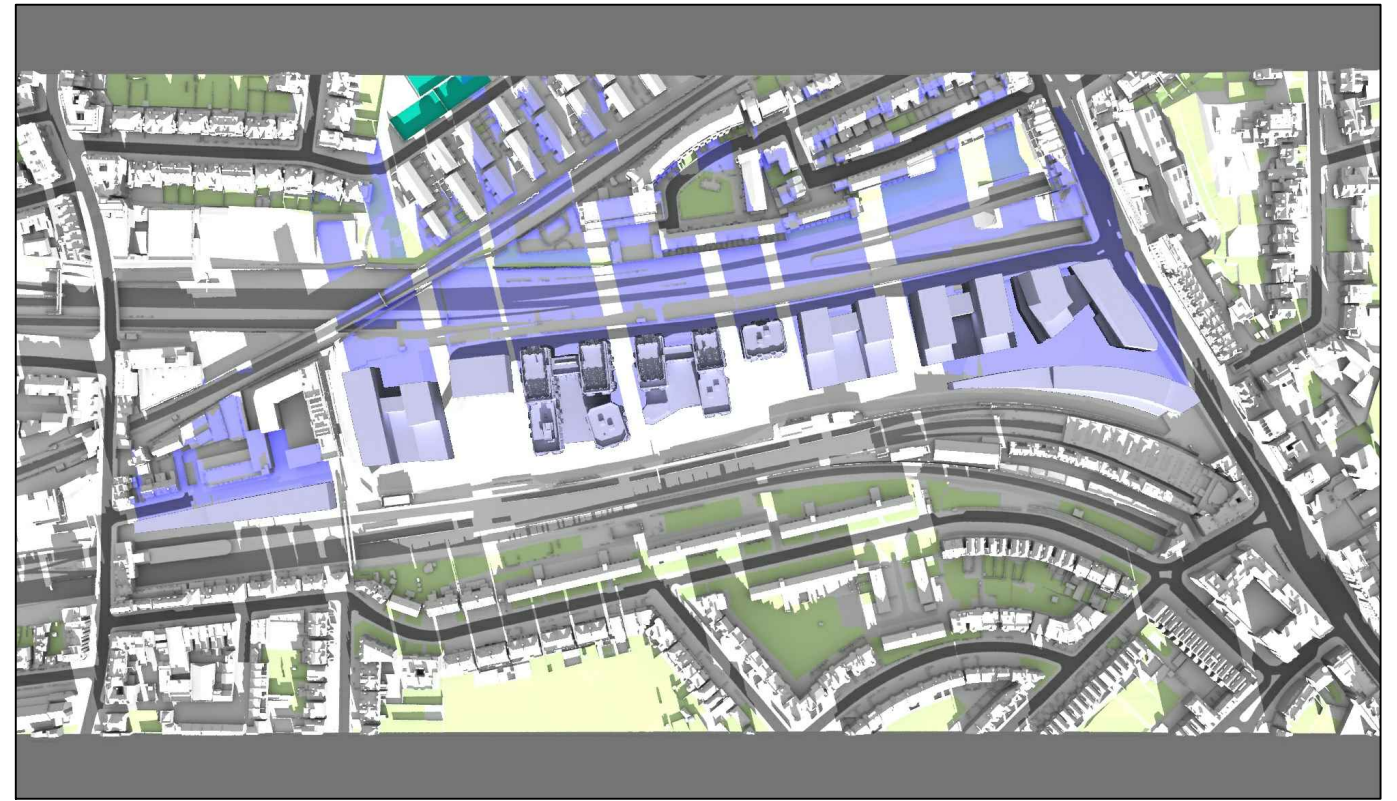
Dwg No:
P0393/DEC01/35

Rel:
57



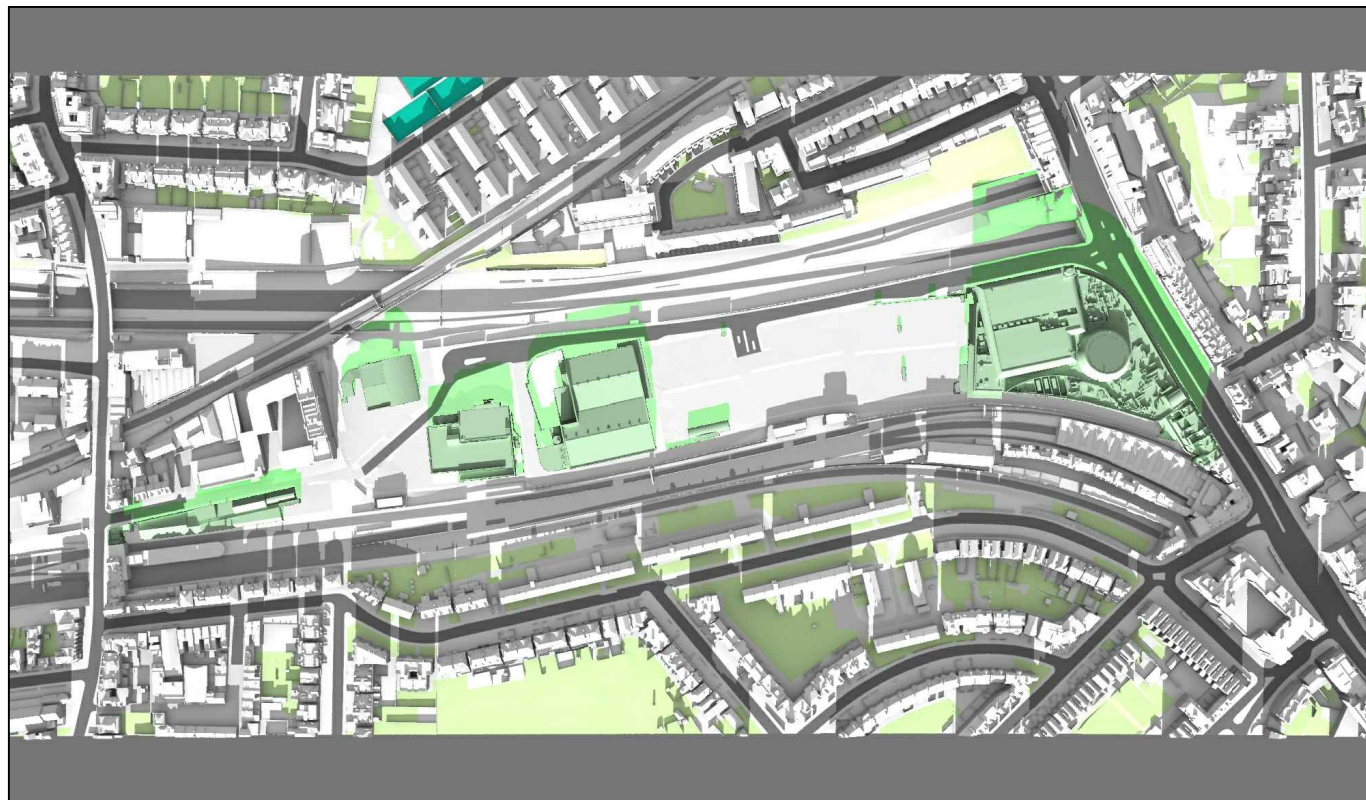


Existing 11:00am

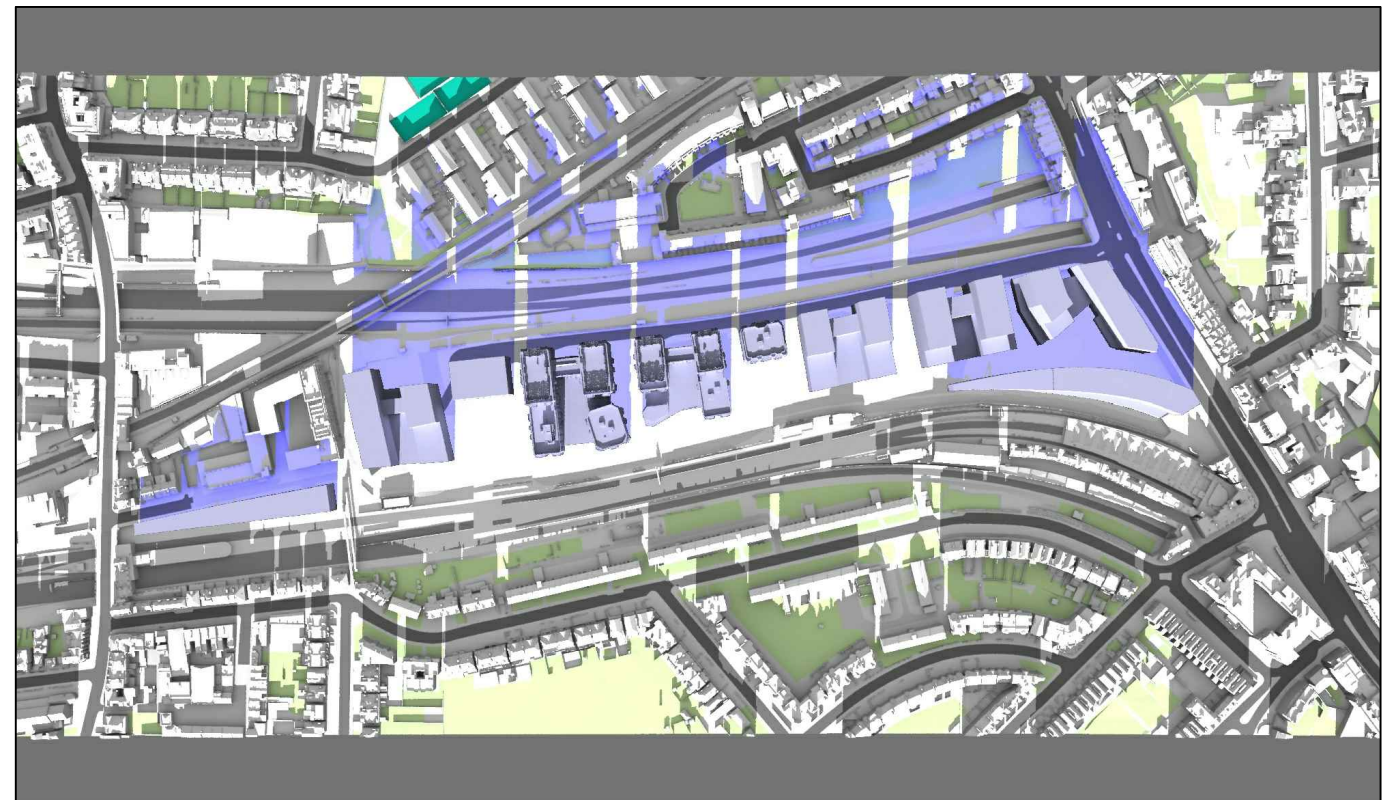


Proposed 11:00am

December 21st (GMT)



Existing 12:00pm



Proposed 12:00pm

Sources: Z MAPPING
Survey Info (received 12/12/14)
Finchley Road_121214_Mesh.dwg

PLOWMAN CRAVEN
Survey Model (received 11/02/19)
40070RoLM-01A.dwg

ALLFORD HALL MONAGHAN MORRIS
Proposed Scheme Model (received 21/11/2022)
19066_Outline_3D_max parameter_option 60 - Non-Detailed Plots - simplified.dwg
Proposed Scheme Model (received 06/01/2025)
4602_001-GRD-N3E-XXXX-M3-A-110000_detached.rvt
4602_001-GRD-N4Z-XXXX-M3-A-210000_detached.rvt
4602_001-GRD-N5Z-XXXX-M3-A-310000_detached.rvt

Key:

- Grey shadows are those caused by buildings which are not on the site under development.
- Green shadows are those caused specifically by the existing buildings on the site.
- Blue shadows are those caused specifically by the proposed development.

Scheme Confirmed: -
Date: -

Project: O2 Centre
Finchley Road, London

Drawn By:
IM

Scale:
NTS

Date:
Jan 2025

Title: Transient Overshadowing
Proposed Scheme Received 06/01/2025 (Phase I)
Consented Scheme Received 21/11/2022 (Phase II,III)

Dwg No:
P0393/DEC01/36

Rel:
57

