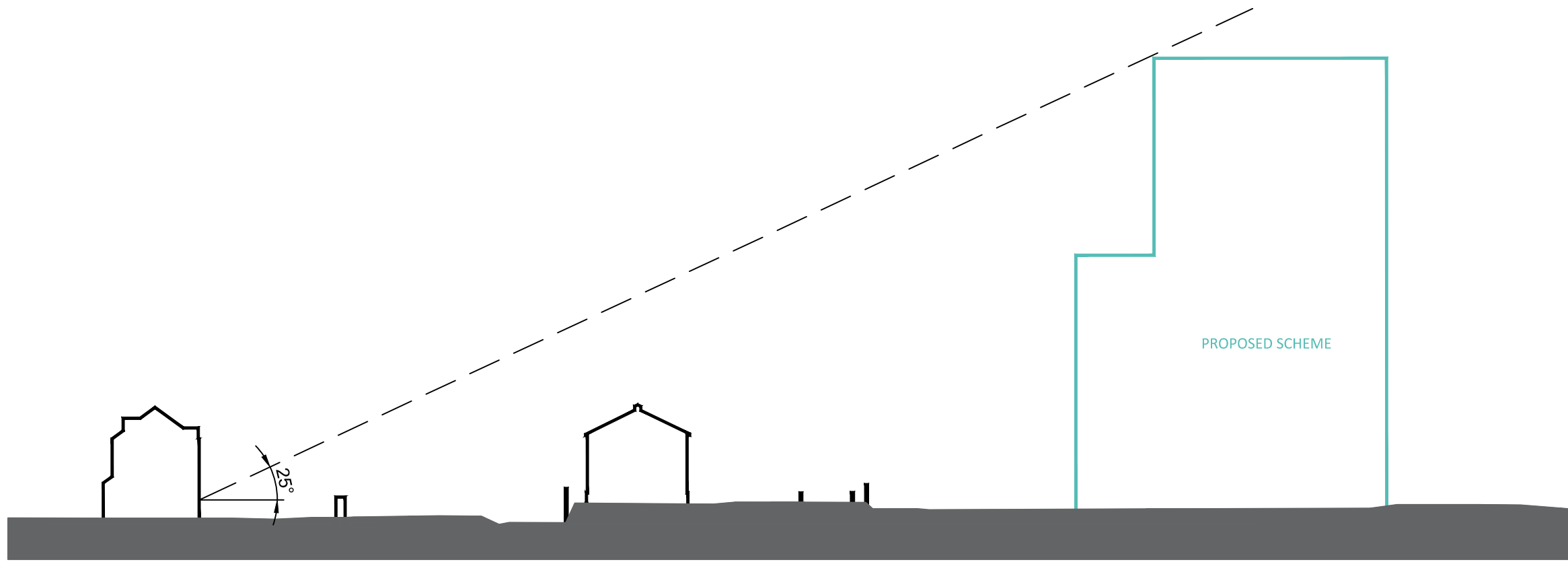


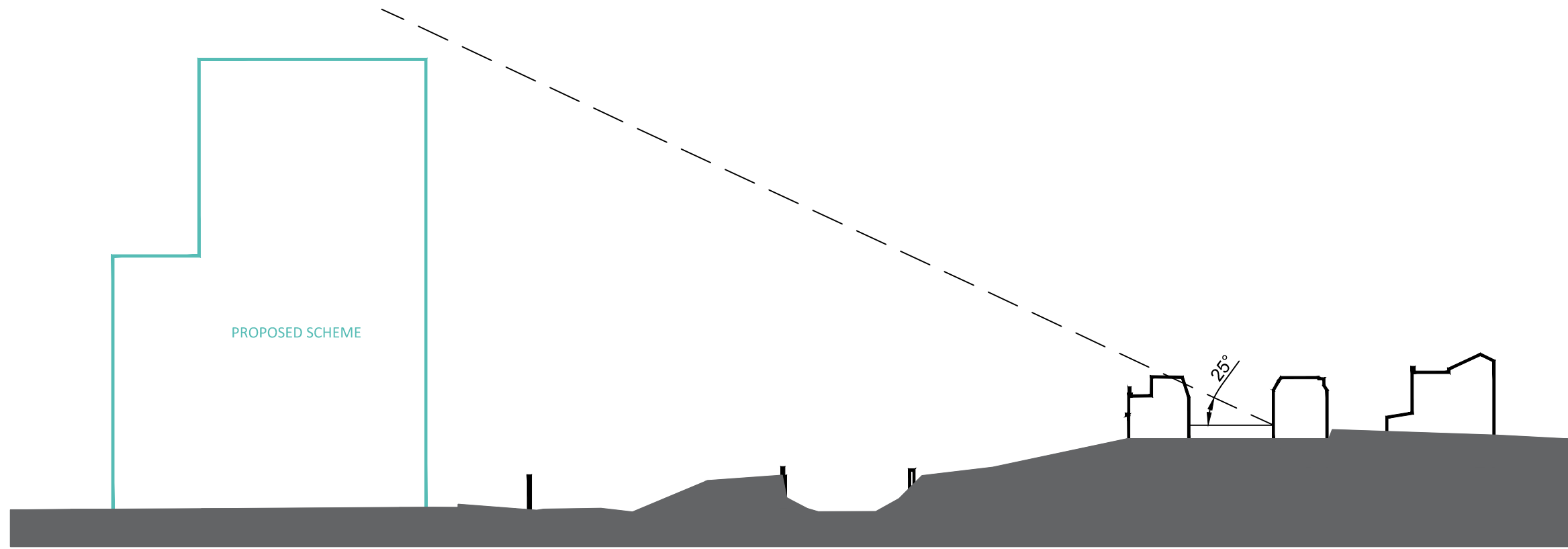
SECTION A-A



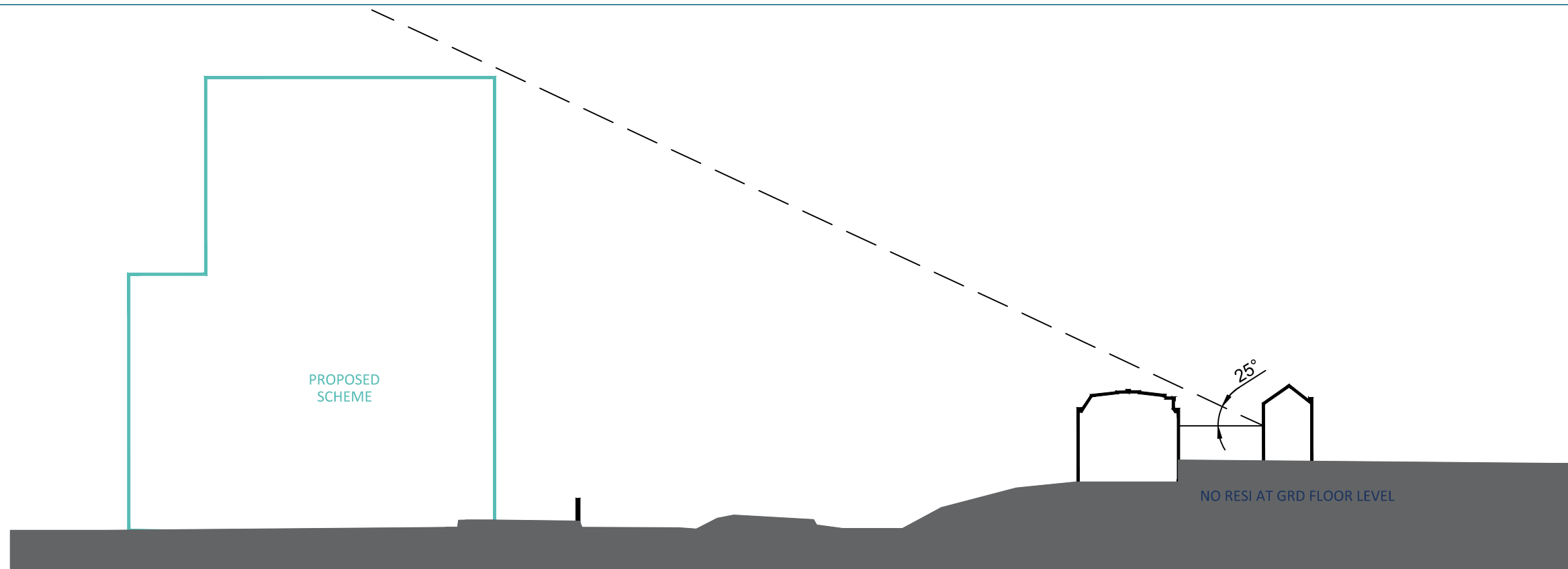
SECTION B-B

Sources: Z MAPPING Survey Info (received 12/12/14) Finchley Road_121214_Mesh.dwg PLOWMAN CRAVEN Survey Model (received 11/02/19) 40070RoLM-01A.dwg ALLFORD HALL MONAGHAN MORRIS Proposed Scheme Model (received 21/11/2022) 19066_Outline_3D_max parameter_option 60 - Non-Detailed Plots - simplified.dwg Proposed Scheme Model (received 06/01/2025) 4602_001-GRD-N3E-XXXX-M3-A-110000_detached.rvt 4602_001-GRD-N4Z-XXXX-M3-A-210000_detached.rvt 4602_001-GRD-N5Z-XXXX-M3-A-310000_detached.rvt	Key: Existing Buildings Proposed Scheme	Project: O2 Centre Finchley Road, London		Title: Sections A-A, B-B Proposed Scheme Received 06/01/2025 Consented Scheme Received 21/11/2022		
		Scheme Confirmed: -	Date: -	Drawn By: IM	Scale: 1:700 @ A3	Date: Jan 2025





SECTION C-C



SECTION D-D

Sources: Z MAPPING
Survey Info (received 12/12/14)
Finchley Road_121214_Mesh.dwg

PLOWMAN CRAVEN
Survey Model (received 11/02/19)
40070RoLM-01A.dwg

ALLFORD HALL MONAGHAN MORRIS
Proposed Scheme Model (received 21/11/2022)
19066_Outline_3D_max parameter_option 60 - Non-Detailed Plots - simplified.dwg
Proposed Scheme Model (received 06/01/2025)
4602_001-GRD-N3E-XXXX-M3-A-110000_detached.rvt
4602_001-GRD-N4Z-XXXX-M3-A-210000_detached.rvt
4602_001-GRD-N5Z-XXXX-M3-A-310000_detached.rvt

Key: Existing Buildings
 Proposed Scheme

Project: O2 Centre
Finchley Road, London

Title: Sections C-C, D-D
Proposed Scheme Received 06/01/2025
Consented Scheme Received 21/11/2022

Scheme Confirmed: -

Date: -

Drawn By: IM

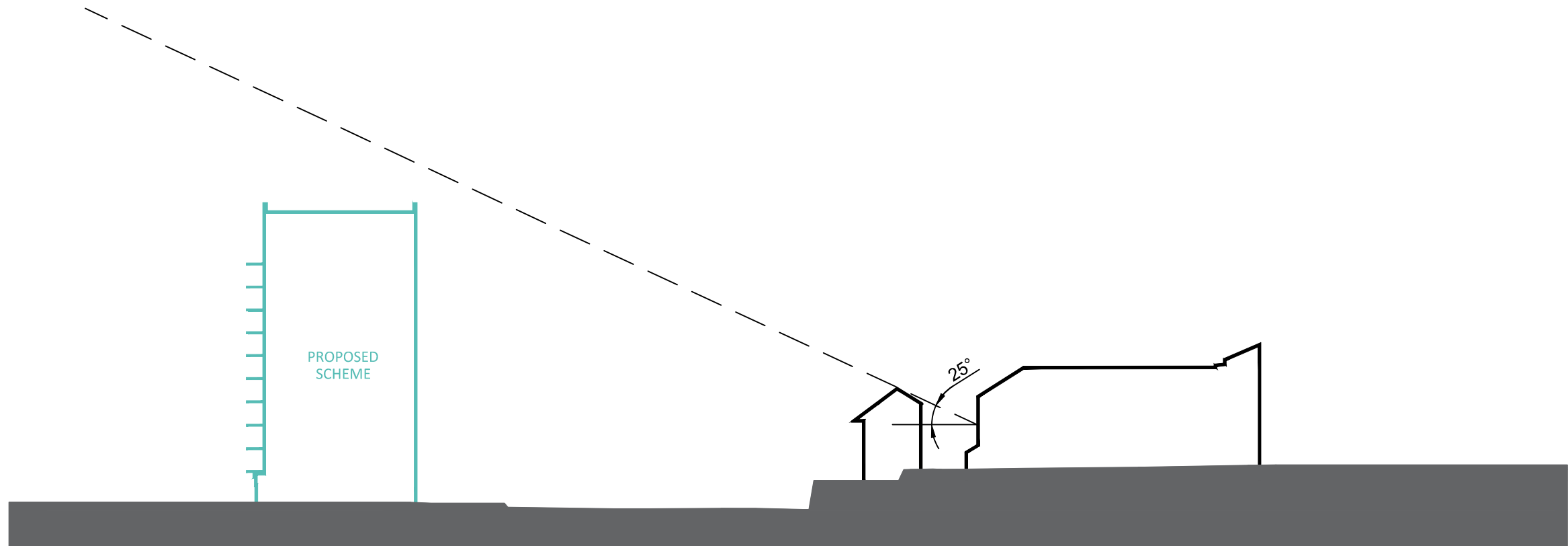
Scale: 1:700 @ A3

Date: Jan 2025

Dwg No: P393/SEC/15

Rel: 57





SECTION E-E

Sources: Z MAPPING
 Survey Info (received 12/12/14)
 Finchley Road_121214_Mesh.dwg

PLOWMAN CRAVEN
 Survey Model (received 11/02/19)
 40070RoLM-01A.dwg

ALLFORD HALL MONAGHAN MORRIS
 Proposed Scheme Model (received 21/11/2022)
 19066_Outline_3D_max parameter_option 60 - Non-Detailed Plots - simplified.dwg
 Proposed Scheme Model (received 06/01/2025)
 4602_001-GRD-N3E-XXXX-M3-A-110000_detached.rvt
 4602_001-GRD-N4Z-XXXX-M3-A-210000_detached.rvt
 4602_001-GRD-N5Z-XXXX-M3-A-310000_detached.rvt

Key: Existing Buildings
 Proposed Scheme

Scheme Confirmed: -

Project: O2 Centre
 Finchley Road, London

Date: -

Drawn By: IM

Title: Sections E-E
 Proposed Scheme Received 06/01/2025
 Consented Scheme Received 21/11/2022

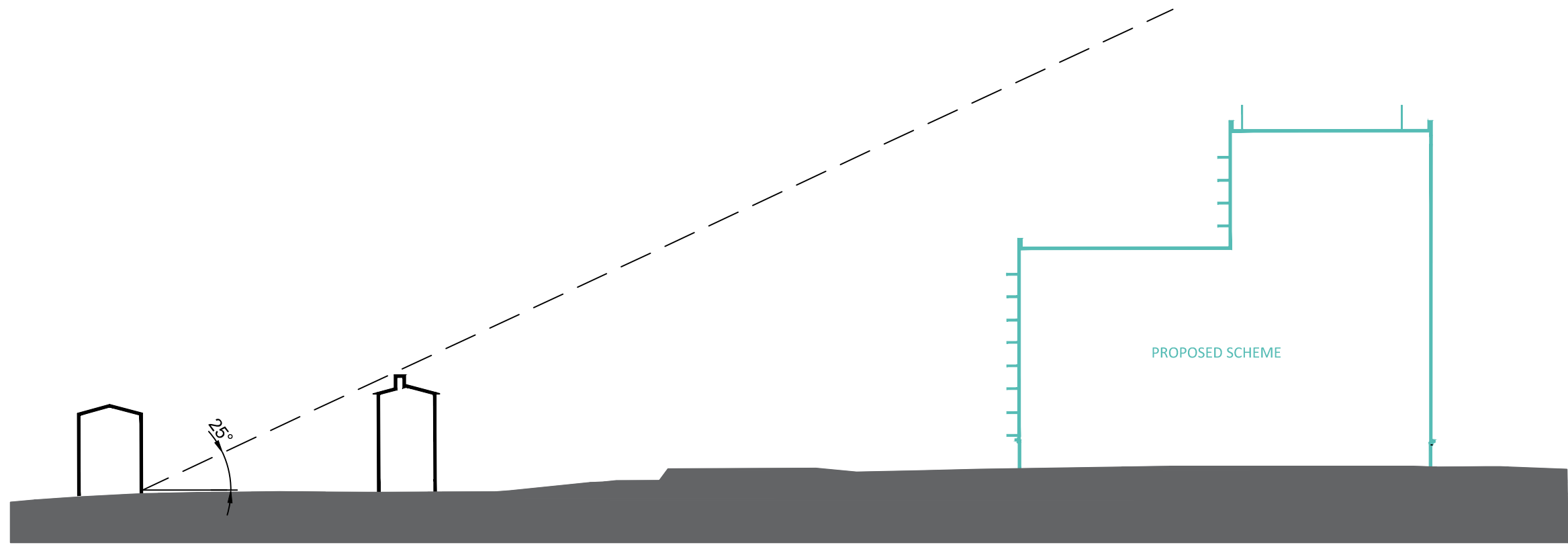
Scale: 1:700 @ A3

Date: Jan 2025

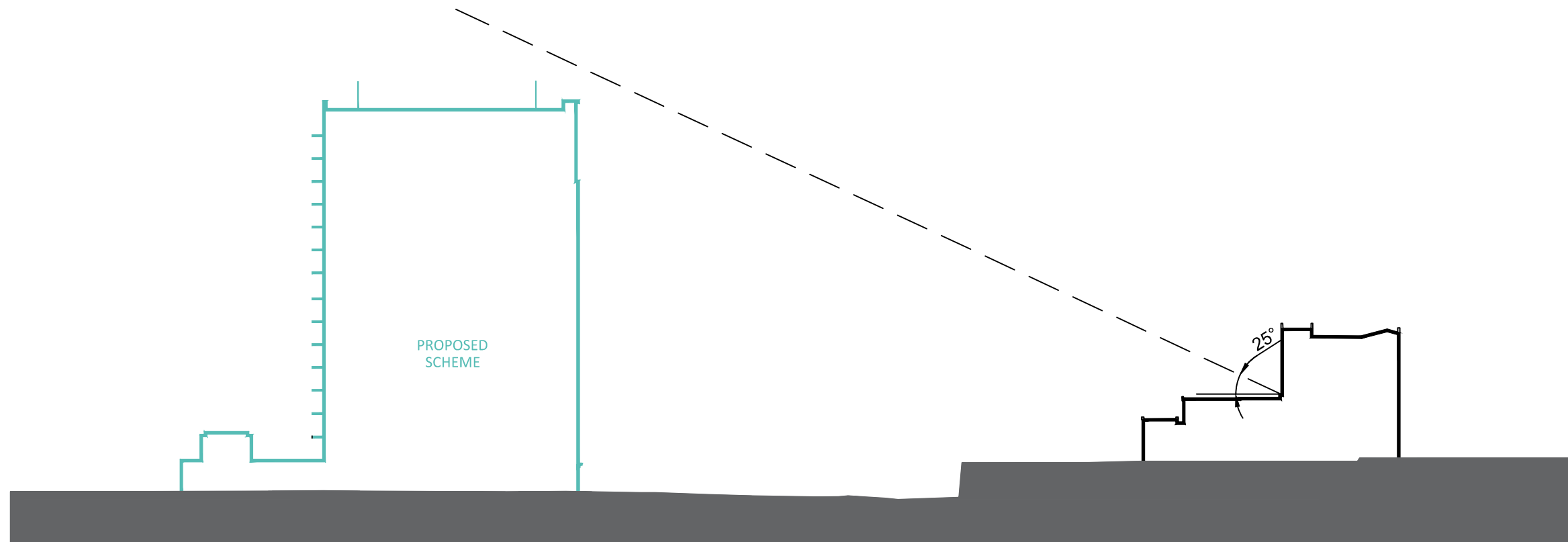
Dwg No: P393/SEC/16

Rel: 57





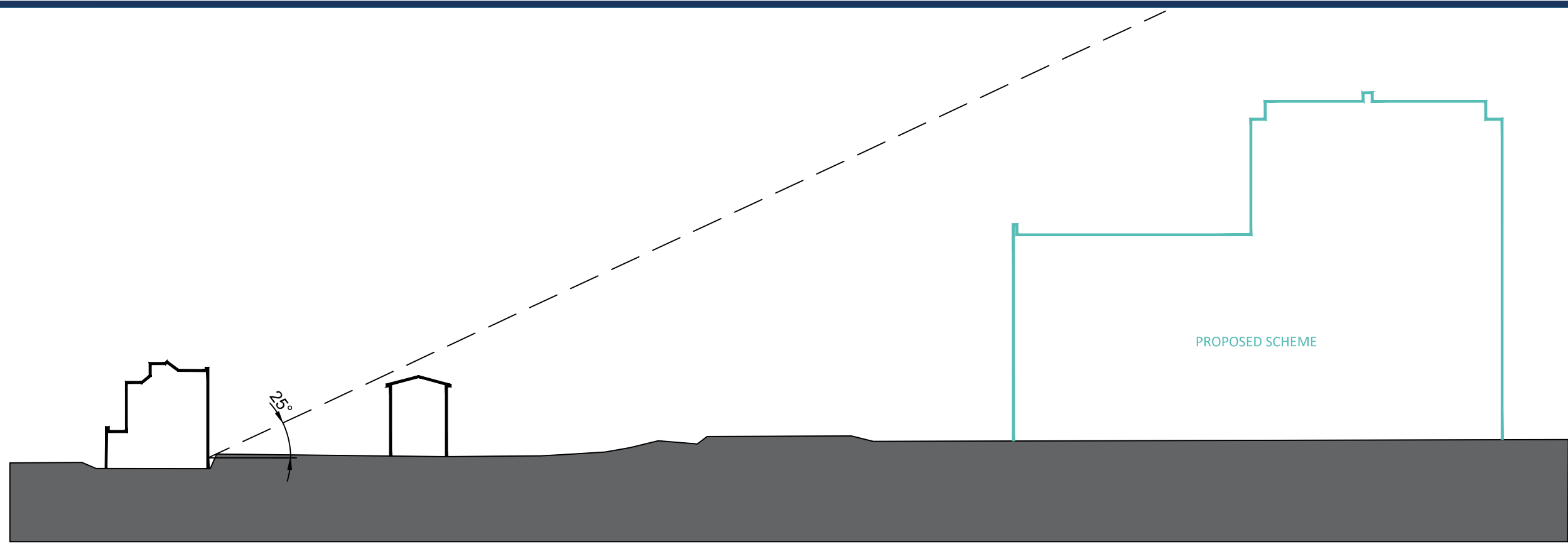
SECTION F-F



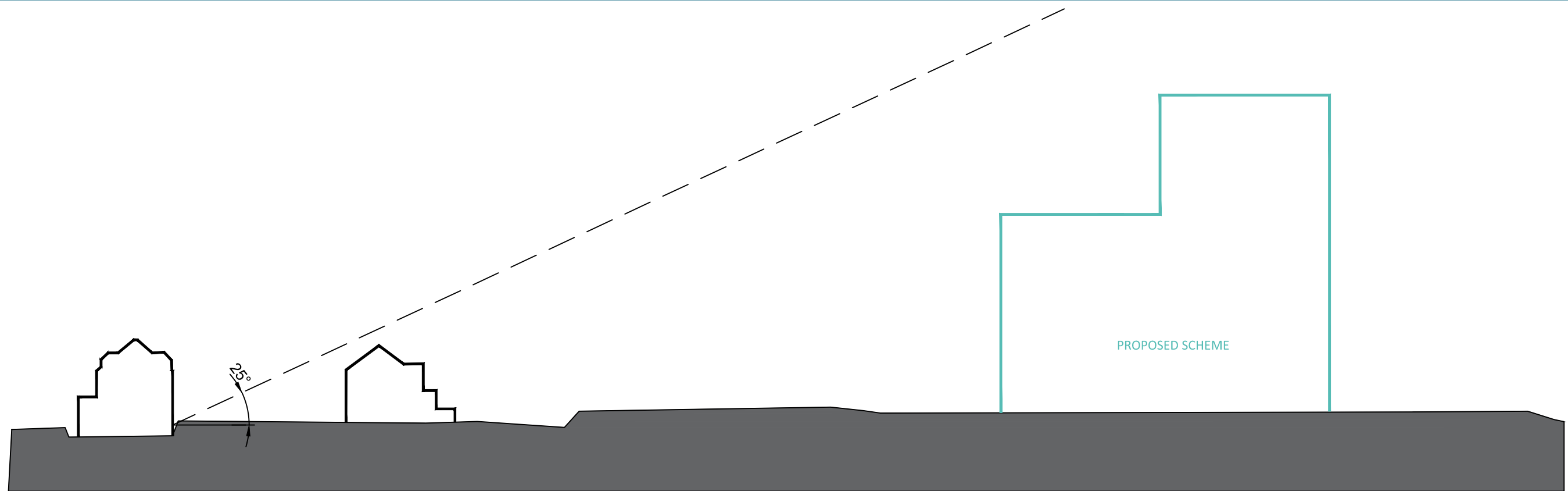
SECTION G-G

Sources: Z MAPPING Survey Info (received 12/12/14) Finchley Road_121214_Mesh.dwg PLOWMAN CRAVEN Survey Model (received 11/02/19) 40070RoLM-01A.dwg ALLFORD HALL MONAGHAN MORRIS Proposed Scheme Model (received 21/11/2022) 19066_Outline_3D_max parameter_option 60 - Non-Detailed Plots - simplified.dwg Proposed Scheme Model (received 06/01/2025) 4602_001-GRD-N3E-XXXX-M3-A-110000_detached.rvt 4602_001-GRD-N4Z-XXXX-M3-A-210000_detached.rvt 4602_001-GRD-N5Z-XXXX-M3-A-310000_detached.rvt	Key: Existing Buildings Proposed Scheme	Project: O2 Centre Finchley Road, London		Title: Sections F-F, G-G Proposed Scheme Received 06/01/2025 Consented Scheme Received 21/11/2022		
		Scheme Confirmed: -	Date: -	Drawn By: IM	Scale: 1:700 @ A3	Date: Jan 2025





SECTION H-H



SECTION I-I

Sources: Z MAPPING
 Survey Info (received 12/12/14)
 Finchley Road_121214_Mesh.dwg

PLOWMAN CRAVEN
 Survey Model (received 11/02/19)
 40070RoLM-01A.dwg

ALLFORD HALL MONAGHAN MORRIS
 Proposed Scheme Model (received 21/11/2022)
 19066_Outline_3D_max parameter_option 60 - Non-Detailed Plots - simplified.dwg

Proposed Scheme Model (received 06/01/2025)
 4602_001-GRD-N3E-XXXX-M3-A-110000_detached.rvt
 4602_001-GRD-N4Z-XXXX-M3-A-210000_detached.rvt
 4602_001-GRD-N5Z-XXXX-M3-A-310000_detached.rvt

Key: Existing Buildings
 Proposed Scheme

Scheme Confirmed: -

Date: -

Project: O2 Centre
 Finchley Road, London

Drawn By: IM

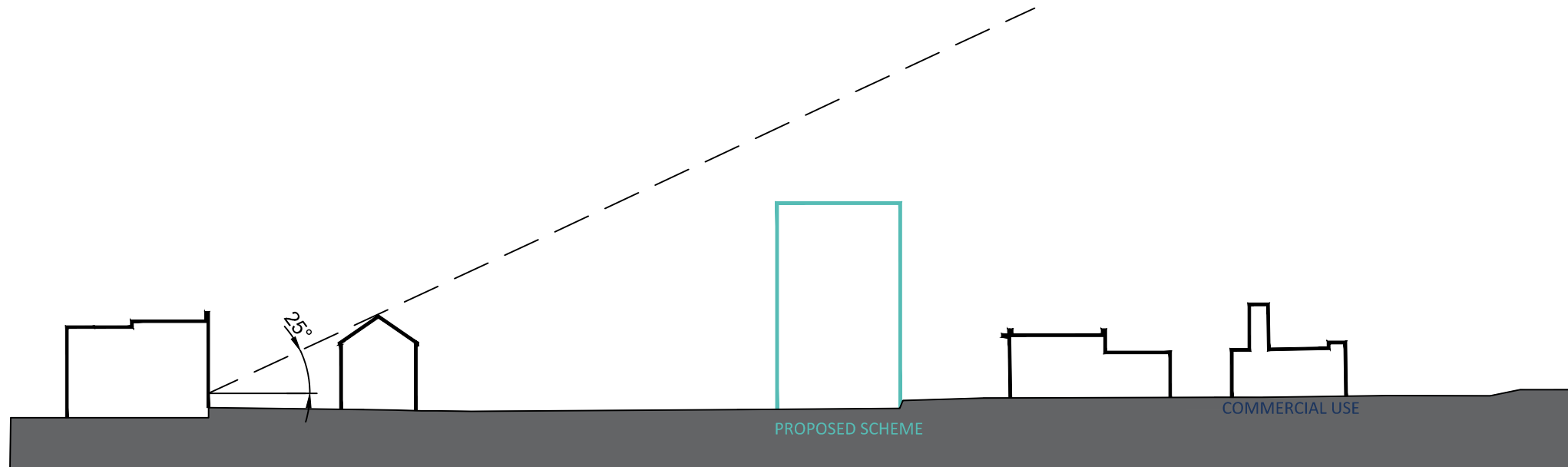
Date: Jan 2025

Title: Sections H-H and I-I
 Proposed Scheme Received 06/01/2025
 Consented Scheme Received 21/11/2022

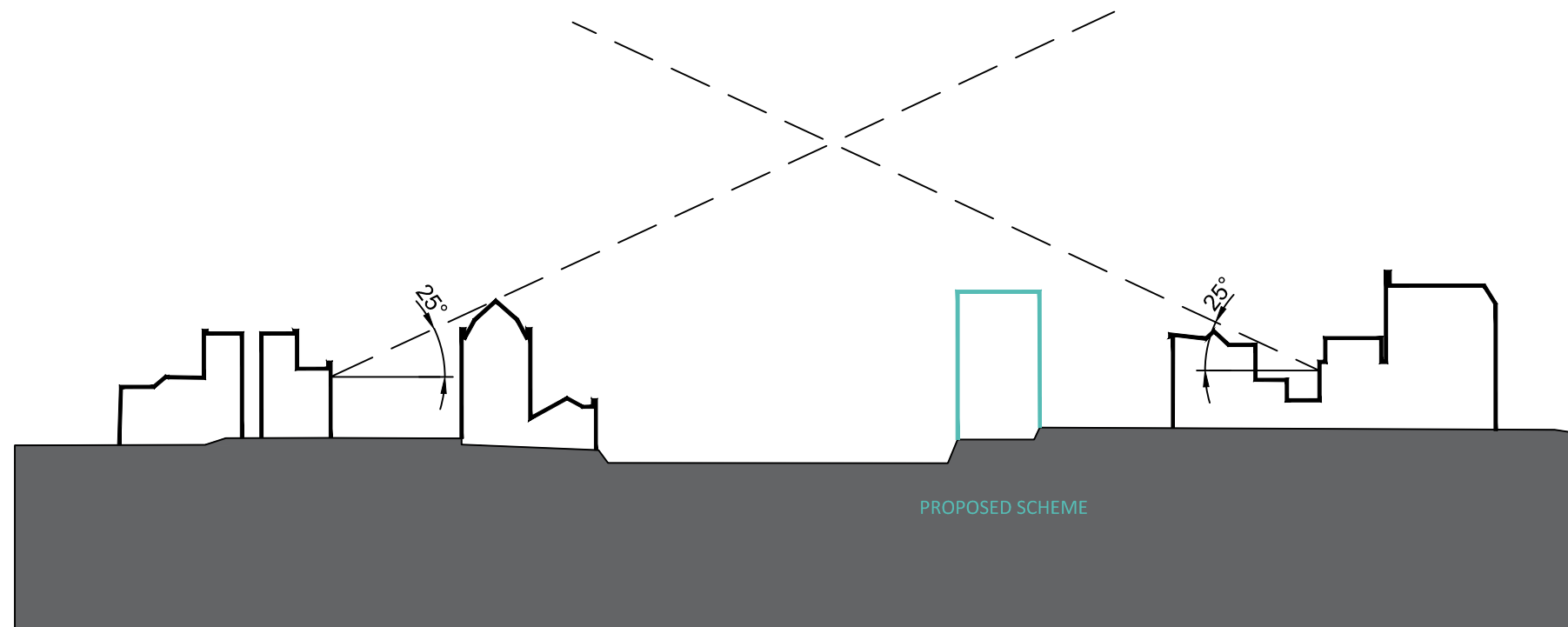
Dwg No: P393/SEC/18

Rel: 57





SECTION J-J



SECTION K-K

<p>Sources: Z MAPPING Survey Info (received 12/12/14) Finchley Road_121214_Mesh.dwg</p> <p>PLOWMAN CRAVEN Survey Model (received 11/02/19) 40070RoLM-01A.dwg</p> <p>ALLFORD HALL MONAGHAN MORRIS Proposed Scheme Model (received 21/11/2022) 19066_Outline_3D_max parameter_option 60 - Non-Detailed Plots - simplified.dwg Proposed Scheme Model (received 06/01/2025) 4602_001-GRD-N3E-XXXX-M3-A-110000_detached.rvt 4602_001-GRD-N4Z-XXXX-M3-A-210000_detached.rvt 4602_001-GRD-N5Z-XXXX-M3-A-310000_detached.rvt</p>	<p>Key: Existing Buildings Proposed Scheme</p>		<p>Project: O2 Centre Finchley Road, London</p>		<p>Title: Sections J-J and K-K Proposed Scheme Received 06/01/2025 Consented Scheme Received 21/11/2022</p>	
	<p>Scheme Confirmed: -</p>	<p>Date: -</p>	<p>Drawn By: IM</p>	<p>Scale: 1:700 @ A3</p>	<p>Date: Jan 2025</p>	<p>Dwg No: P393/SEC/19</p>



**Appendix 6.7.29: Tabular Comparisons Consented vs Proposed – VSC, NSL,
APSH Tabular Analysis Results**



DAYLIGHT Analysis

O2 Centre, Finchley, Camden, London

2024 Proposed Scheme vs 2022 Proposed Scheme 06-01-25 Phase 1 and Consented Phase 2,3

DAYLIGHT

Room	Room Use	Window	Existing VSC	2024 Proposed Development			2022 Proposed Development			2024 Proposed VSC vs 2022 Proposed VSC	2024 Proposed VSC vs 2022 Proposed VSC (% Loss)
				Proposed VSC	Loss	%Loss	Proposed VSC	Loss	%Loss		
Hardy Building											
R1/1151	BEDROOM	W1/1151	37.47	37.40	0.07	0.19	37.40	0.07	0.19	0.00	0.00
R1/1152	BEDROOM	W1/1152	38.41	38.36	0.05	0.13	38.36	0.05	0.13	0.00	0.00
R2/1152	LKD	W2/1152	37.22	37.17	0.05	0.13	37.17	0.05	0.13	0.00	0.00
R2/1152	LKD	W3/1152	21.07	21.00	0.07	0.33	21.00	0.07	0.33	0.00	0.00
R2/1152	LKD	W4/1152	21.12	20.68	0.44	2.08	20.69	0.43	2.04	-0.01	0.05
R3/1152	BEDROOM	W5/1152	36.32	35.92	0.40	1.10	35.92	0.40	1.10	0.00	0.00
R4/1152	BEDROOM	W6/1152	37.70	37.36	0.34	0.90	37.36	0.34	0.90	0.00	0.00
R5/1152	BEDROOM	W7/1152	37.62	37.34	0.28	0.74	37.34	0.28	0.74	0.00	0.00
R6/1152	BEDROOM	W8/1152	35.75	35.50	0.25	0.70	35.50	0.25	0.70	0.00	0.00
R7/1152	LKD	W9/1152	22.29	22.02	0.27	1.21	22.02	0.27	1.21	0.00	0.00
R7/1152	LKD	W10/1152	39.00	38.99	0.01	0.03	38.99	0.01	0.03	0.00	0.00
R7/1152	LKD	W11/1152	39.00	39.00	0.00	0.00	39.00	0.00	0.00	0.00	0.00
R1/1153	BEDROOM	W1/1153	39.15	39.14	0.01	0.03	39.14	0.01	0.03	0.00	0.00
R2/1153	LKD	W2/1153	39.15	39.14	0.01	0.03	39.14	0.01	0.03	0.00	0.00
R2/1153	LKD	W3/1153	39.14	39.12	0.02	0.05	39.12	0.02	0.05	0.00	0.00
R2/1153	LKD	W4/1153	38.99	38.55	0.44	1.13	38.56	0.43	1.10	-0.01	0.03
R3/1153	BEDROOM	W5/1153	39.00	38.58	0.42	1.08	38.59	0.41	1.05	-0.01	0.03
R4/1153	BEDROOM	W6/1153	38.98	38.58	0.40	1.03	38.59	0.39	1.00	-0.01	0.03
R5/1153	BEDROOM	W7/1153	38.96	38.61	0.35	0.90	38.62	0.34	0.87	-0.01	0.03
R6/1153	BEDROOM	W8/1153	38.98	38.64	0.34	0.87	38.65	0.33	0.85	-0.01	0.03
R7/1153	LKD	W9/1153	38.94	38.61	0.33	0.85	38.61	0.33	0.85	0.00	0.00
R7/1153	LKD	W10/1153	39.33	39.32	0.01	0.03	39.32	0.01	0.03	0.00	0.00
R7/1153	LKD	W11/1153	39.33	39.33	0.00	0.00	39.33	0.00	0.00	0.00	0.00
R1/1154	LKD	W1/1154	30.17	30.17	0.00	0.00	30.17	0.00	0.00	0.00	0.00
R1/1154	LKD	W2/1154	31.05	31.04	0.01	0.03	31.04	0.01	0.03	0.00	0.00
R1/1154	LKD	W3/1154	30.96	30.95	0.01	0.03	30.95	0.01	0.03	0.00	0.00
R1/1154	LKD	W4/1154	31.05	31.04	0.01	0.03	31.04	0.01	0.03	0.00	0.00
R1/1154	LKD	W5/1154	30.02	29.61	0.41	1.37	29.62	0.40	1.33	-0.01	0.03
R1/1154	LKD	W6/1154	29.87	29.47	0.40	1.34	29.48	0.39	1.31	-0.01	0.03
R2/1154	BEDROOM	W7/1154	29.95	29.55	0.40	1.34	29.55	0.40	1.34	0.00	0.00
124 West End Lane											
R1/1171		W1/1171	34.84	34.84	0.00	0.00	34.84	0.00	0.00	0.00	0.00
R1/1171		W2/1171	34.98	34.98	0.00	0.00	34.98	0.00	0.00	0.00	0.00
R1/1171		W3/1171	36.46	36.11	0.35	0.96	36.11	0.35	0.96	0.00	0.00
R1/1171		W4/1171	37.55	33.93	3.62	9.64	33.93	3.62	9.64	0.00	0.00
R2/1171		W5/1171	37.46	33.07	4.39	11.72	33.07	4.39	11.72	0.00	0.00
R2/1171		W6/1171	37.47	32.04	5.43	14.49	32.04	5.43	14.49	0.00	0.00
R1/1172		W1/1172	36.04	36.04	0.00	0.00	36.04	0.00	0.00	0.00	0.00
R1/1172		W2/1172	36.34	36.34	0.00	0.00	36.34	0.00	0.00	0.00	0.00
R1/1172		W3/1172	37.31	37.11	0.20	0.54	37.11	0.20	0.54	0.00	0.00
R1/1172		W4/1172	38.14	36.05	2.09	5.48	36.05	2.09	5.48	0.00	0.00
R1/1172		W5/1172	37.87	35.30	2.57	6.79	35.30	2.57	6.79	0.00	0.00
R2/1172		W6/1172	37.84	34.66	3.18	8.40	34.66	3.18	8.40	0.00	0.00
R1/1173		W1/1173	37.96	37.96	0.00	0.00	37.96	0.00	0.00	0.00	0.00
R1/1173		W2/1173	38.43	38.37	0.06	0.16	38.37	0.06	0.16	0.00	0.00
R1/1173		W3/1173	39.09	38.42	0.67	1.71	38.42	0.67	1.71	0.00	0.00
R2/1173		W4/1173	38.89	37.84	1.05	2.70	37.84	1.05	2.70	0.00	0.00
R2/1176		W2/1176	37.19	27.77	9.42	25.33	27.77	9.42	25.33	0.00	0.00
R2/1176		W3/1176	28.78	24.09	4.69	16.30	24.09	4.69	16.30	0.00	0.00
R2/1177		W2/1177	38.07	31.43	6.64	17.44	31.43	6.64	17.44	0.00	0.00
R2/1177		W3/1177	35.93	32.62	3.31	9.21	32.62	3.31	9.21	0.00	0.00
3 Blackburn Road											
R1/1180	LKD	W1/1180	33.16	18.64	14.52	43.79	18.64	14.52	43.79	0.00	0.00
R1/1180	LKD	W2/1180	28.12	14.94	13.18	46.87	14.94	13.18	46.87	0.00	0.00
R3/1180	STUDIO	W4/1180	12.70	6.03	6.67	52.52	6.03	6.67	52.52	0.00	0.00
R3/1180	STUDIO	W5/1180	34.83	17.22	17.61	50.56	17.22	17.61	50.56	0.00	0.00
R3/1180	STUDIO	W6/1180	28.40	13.78	14.62	51.48	13.78	14.62	51.48	0.00	0.00
R1/1181	LKD	W1/1181	36.13	23.26	12.87	35.62	23.26	12.87	35.62	0.00	0.00
R1/1181	LKD	W2/1181	36.47	22.96	13.51	37.04	22.96	13.51	37.04	0.00	0.00
R2/1181	BEDROOM	W3/1181	36.57	22.70	13.87	37.93	22.70	13.87	37.93	0.00	0.00
R2/1181	BEDROOM	W4/1181	36.58	22.44	14.14	38.66	22.44	14.14	38.66	0.00	0.00



DAYLIGHT Analysis

O2 Centre, Finchley, Camden, London

2024 Proposed Scheme vs 2022 Proposed Scheme 06-01-25 Phase 1 and Consented Phase 2,3

DAYLIGHT

Room	Room Use	Window	Existing VSC	Proposed VSC	Loss	%Loss	Proposed VSC	Loss	%Loss	2024 Proposed VSC vs 2022 Proposed VSC	2024 Proposed VSC vs 2022 Proposed VSC (% Loss)
R1/1182	LKD	W1/1182	36.79	27.43	9.36	25.44	27.43	9.36	25.44	0.00	0.00
R2/1182	LKD	W2/1182	36.92	26.93	9.99	27.06	26.93	9.99	27.06	0.00	0.00
5 Blackburn Road											
R1/1190		W1/1190	27.25	16.67	10.58	38.83	16.67	10.58	38.83	0.00	0.00
R1/1190		W2/1190	35.12	16.56	18.56	52.85	16.56	18.56	52.85	0.00	0.00
R1/1190		W3/1190	30.82	15.16	15.66	50.81	15.17	15.65	50.78	-0.01	0.03
R1/1191		W1/1191	36.56	21.63	14.93	40.84	21.63	14.93	40.84	0.00	0.00
R1/1191		W2/1191	36.61	21.40	15.21	41.55	21.40	15.21	41.55	0.00	0.00
R1/1192		W1/1192	36.35	25.50	10.85	29.85	25.50	10.85	29.85	0.00	0.00
7 Blackburn Road											
R2/1200		W2/1200	29.36	17.42	11.94	40.67	17.42	11.94	40.67	0.00	0.00
R2/1200		W3/1200	35.42	16.02	19.40	54.77	16.02	19.40	54.77	0.00	0.00
R2/1200		W4/1200	29.75	13.98	15.77	53.01	13.98	15.77	53.01	0.00	0.00
R1/1201		W1/1201	36.67	21.13	15.54	42.38	21.13	15.54	42.38	0.00	0.00
R1/1201		W2/1201	36.70	20.87	15.83	43.13	20.87	15.83	43.13	0.00	0.00
R1/1202		W1/1202	36.74	25.56	11.18	30.43	25.56	11.18	30.43	0.00	0.00
9 Blackburn Road											
R1/1210		W1/1210	27.49	15.25	12.24	44.53	15.25	12.24	44.53	0.00	0.00
R1/1210		W2/1210	35.28	15.26	20.02	56.75	15.26	20.02	56.75	0.00	0.00
R1/1210		W3/1210	31.11	14.84	16.27	52.30	14.85	16.26	52.27	-0.01	0.03
R1/1211		W1/1211	36.65	20.10	16.55	45.16	20.10	16.55	45.16	0.00	0.00
R1/1211		W2/1211	36.69	19.95	16.74	45.63	19.95	16.74	45.63	0.00	0.00
R1/1212		W1/1212	36.82	24.64	12.18	33.08	24.64	12.18	33.08	0.00	0.00
R1/1212		W2/1212	36.93	24.67	12.26	33.20	24.67	12.26	33.20	0.00	0.00
R1/1212		W3/1212	36.85	24.53	12.32	33.43	24.53	12.32	33.43	0.00	0.00
Asher House											
R2/1220	LD	W2/1220	31.37	8.84	22.53	71.82	8.84	22.53	71.82	0.00	0.00
R2/1220	LD	W3/1220	31.58	8.64	22.94	72.64	8.64	22.94	72.64	0.00	0.00
R2/1220	LD	W4/1220	31.72	8.47	23.25	73.30	8.47	23.25	73.30	0.00	0.00
R3/1220	BEDROOM	W5/1220	31.86	8.32	23.54	73.89	8.32	23.54	73.89	0.00	0.00
R3/1220	BEDROOM	W6/1220	31.96	8.19	23.77	74.37	8.19	23.77	74.37	0.00	0.00
R3/1220	BEDROOM	W7/1220	32.04	8.09	23.95	74.75	8.10	23.94	74.72	-0.01	0.03
R4/1220	BEDROOM	W8/1220	32.08	8.00	24.08	75.06	8.00	24.08	75.06	0.00	0.00
R4/1220	BEDROOM	W9/1220	32.10	7.90	24.20	75.39	7.90	24.20	75.39	0.00	0.00
R4/1220	BEDROOM	W10/1220	32.10	7.84	24.26	75.58	7.84	24.26	75.58	0.00	0.00
R5/1220	LD	W11/1220	32.07	7.79	24.28	75.71	7.79	24.28	75.71	0.00	0.00
R5/1220	LD	W12/1220	32.05	7.74	24.31	75.85	7.74	24.31	75.85	0.00	0.00
R5/1220	LD	W13/1220	31.99	7.70	24.29	75.93	7.70	24.29	75.93	0.00	0.00
R6/1220	LD	W14/1220	31.88	7.67	24.21	75.94	7.67	24.21	75.94	0.00	0.00
R6/1220	LD	W15/1220	31.77	7.63	24.14	75.98	7.63	24.14	75.98	0.00	0.00
R6/1220	LD	W16/1220	31.71	7.62	24.09	75.97	7.62	24.09	75.97	0.00	0.00
R7/1220	BEDROOM	W17/1220	31.65	7.61	24.04	75.96	7.61	24.04	75.96	0.00	0.00
R7/1220	BEDROOM	W18/1220	31.60	7.59	24.01	75.98	7.59	24.01	75.98	0.00	0.00
R7/1220	BEDROOM	W19/1220	31.54	7.58	23.96	75.97	7.58	23.96	75.97	0.00	0.00
R8/1220	BEDROOM	W20/1220	31.44	7.57	23.87	75.92	7.57	23.87	75.92	0.00	0.00
R8/1220	BEDROOM	W21/1220	31.28	7.54	23.74	75.90	7.54	23.74	75.90	0.00	0.00
R8/1220	BEDROOM	W22/1220	30.93	7.46	23.47	75.88	7.46	23.47	75.88	0.00	0.00
R9/1220	LD	W23/1220	30.04	7.26	22.78	75.83	7.26	22.78	75.83	0.00	0.00
R9/1220	LD	W24/1220	27.84	6.60	21.24	76.29	6.60	21.24	76.29	0.00	0.00
R9/1220	LD	W25/1220	23.28	4.85	18.43	79.17	4.85	18.43	79.17	0.00	0.00
R2/1221	STUDIO	W2/1221	30.63	6.34	24.29	79.30	6.34	24.29	79.30	0.00	0.00
R2/1221	STUDIO	W3/1221	30.59	6.01	24.58	80.35	6.01	24.58	80.35	0.00	0.00
R2/1221	STUDIO	W4/1221	30.60	5.73	24.87	81.27	5.73	24.87	81.27	0.00	0.00
R2/1221	STUDIO	W5/1221	30.63	5.50	25.13	82.04	5.51	25.12	82.01	-0.01	0.03
R2/1221	STUDIO	W6/1221	30.65	5.30	25.35	82.71	5.30	25.35	82.71	0.00	0.00
R2/1221	STUDIO	W7/1221	30.66	5.16	25.50	83.17	5.16	25.50	83.17	0.00	0.00
R3/1221	STUDIO	W8/1221	30.67	5.02	25.65	83.63	5.02	25.65	83.63	0.00	0.00
R3/1221	STUDIO	W9/1221	30.69	4.88	25.81	84.10	4.88	25.81	84.10	0.00	0.00
R3/1221	STUDIO	W10/1221	30.69	4.78	25.91	84.42	4.78	25.91	84.42	0.00	0.00
R3/1221	STUDIO	W11/1221	30.68	4.71	25.97	84.65	4.71	25.97	84.65	0.00	0.00
R3/1221	STUDIO	W12/1221	30.70	4.65	26.05	84.85	4.65	26.05	84.85	0.00	0.00
R3/1221	STUDIO	W13/1221	30.72	4.59	26.13	85.06	4.59	26.13	85.06	0.00	0.00
R4/1221	STUDIO	W14/1221	30.73	4.56	26.17	85.16	4.56	26.17	85.16	0.00	0.00
R4/1221	STUDIO	W15/1221	30.73	4.51	26.22	85.32	4.51	26.22	85.32	0.00	0.00
R4/1221	STUDIO	W16/1221	30.76	4.51	26.25	85.34	4.51	26.25	85.34	0.00	0.00
R4/1221	STUDIO	W17/1221	30.79	4.51	26.28	85.35	4.51	26.28	85.35	0.00	0.00
R4/1221	STUDIO	W18/1221	30.83	4.51	26.32	85.37	4.51	26.32	85.37	0.00	0.00
R4/1221	STUDIO	W19/1221	30.86	4.51	26.35	85.39	4.51	26.35	85.39	0.00	0.00
R5/1221	BEDROOM	W20/1221	30.89	4.52	26.37	85.37	4.52	26.37	85.37	0.00	0.00



DAYLIGHT Analysis

O2 Centre, Finchley, Camden, London

2024 Proposed Scheme vs 2022 Proposed Scheme 06-01-25 Phase 1 and Consented Phase 2,3

DAYLIGHT

Room	Room Use	Window	Existing VSC	Proposed VSC	Loss	%Loss	Proposed VSC	Loss	%Loss	2024 Proposed VSC vs 2022 Proposed VSC	2024 Proposed VSC vs 2022 Proposed VSC (% Loss)
R5/1221	BEDROOM	W21/1221	30.92	4.55	26.37	85.28	4.55	26.37	85.28	0.00	0.00
R5/1221	BEDROOM	W22/1221	30.97	4.56	26.41	85.28	4.56	26.41	85.28	0.00	0.00
R6/1221	LKD	W23/1221	31.00	4.60	26.40	85.16	4.60	26.40	85.16	0.00	0.00
R6/1221	LKD	W24/1221	31.03	4.64	26.39	85.05	4.64	26.39	85.05	0.00	0.00
R6/1221	LKD	W25/1221	31.06	4.66	26.40	85.00	4.66	26.40	85.00	0.00	0.00
R6/1221	LKD	W26/1221	31.08	4.70	26.38	84.88	4.70	26.38	84.88	0.00	0.00
R6/1221	LKD	W27/1221	31.14	4.74	26.40	84.78	4.74	26.40	84.78	0.00	0.00
R6/1221	LKD	W28/1221	31.18	4.79	26.39	84.64	4.79	26.39	84.64	0.00	0.00
NIDO HOUSE (STUDENT ACCOMODATION)											
R1/732	BEDROOM	W4/732	39.00	30.53	8.47	21.72	30.53	8.47	21.72	0.00	0.00
R1/732	BEDROOM	W5/732	39.04	15.24	23.80	60.96	15.24	23.80	60.96	0.00	0.00
R1/732	BEDROOM	W6/732	39.04	13.40	25.64	65.68	13.40	25.64	65.68	0.00	0.00
R2/732	BEDROOM	W7/732	39.04	12.20	26.84	68.75	12.20	26.84	68.75	0.00	0.00
R3/732	BEDROOM	W8/732	39.04	11.24	27.80	71.21	11.24	27.80	71.21	0.00	0.00
R3/732	BEDROOM	W9/732	33.30	6.55	26.75	80.33	6.55	26.75	80.33	0.00	0.00
R3/732	BEDROOM	W10/732	37.25	9.41	27.84	74.74	9.41	27.84	74.74	0.00	0.00
R3/732	BEDROOM	W11/732	34.05	8.00	26.05	76.51	8.00	26.05	76.51	0.00	0.00
R4/732	BEDROOM	W1/732	38.94	27.29	11.65	29.92	27.29	11.65	29.92	0.00	0.00
R5/732	BEDROOM	W2/732	38.94	28.12	10.82	27.79	28.12	10.82	27.79	0.00	0.00
R6/732	BEDROOM	W3/732	38.98	29.85	9.13	23.42	29.85	9.13	23.42	0.00	0.00
R1/733	BEDROOM	W4/733	39.33	31.86	7.47	18.99	31.86	7.47	18.99	0.00	0.00
R1/733	BEDROOM	W5/733	39.24	15.98	23.26	59.28	15.98	23.26	59.28	0.00	0.00
R1/733	BEDROOM	W6/733	39.24	14.44	24.80	63.20	14.44	24.80	63.20	0.00	0.00
R2/733	BEDROOM	W7/733	39.23	12.99	26.24	66.89	12.99	26.24	66.89	0.00	0.00
R3/733	BEDROOM	W8/733	39.24	12.64	26.60	67.79	12.64	26.60	67.79	0.00	0.00
R3/733	BEDROOM	W9/733	33.49	7.67	25.82	77.10	7.67	25.82	77.10	0.00	0.00
R3/733	BEDROOM	W10/733	37.45	10.60	26.85	71.70	10.60	26.85	71.70	0.00	0.00
R3/733	BEDROOM	W11/733	34.22	9.06	25.16	73.52	9.06	25.16	73.52	0.00	0.00
R4/733	BEDROOM	W1/733	39.29	28.51	10.78	27.44	28.51	10.78	27.44	0.00	0.00
R5/733	BEDROOM	W2/733	39.31	30.22	9.09	23.12	30.22	9.09	23.12	0.00	0.00
R6/733	BEDROOM	W3/733	39.31	30.90	8.41	21.39	30.90	8.41	21.39	0.00	0.00
R1/734	BEDROOM	W4/734	39.48	33.26	6.22	15.75	33.26	6.22	15.75	0.00	0.00
R1/734	BEDROOM	W5/734	39.35	17.42	21.93	55.73	17.42	21.93	55.73	0.00	0.00
R1/734	BEDROOM	W6/734	39.35	15.72	23.63	60.05	15.72	23.63	60.05	0.00	0.00
R2/734	BEDROOM	W7/734	39.35	14.64	24.71	62.80	14.64	24.71	62.80	0.00	0.00
R3/734	BEDROOM	W8/734	39.35	13.79	25.56	64.96	13.79	25.56	64.96	0.00	0.00
R3/734	BEDROOM	W9/734	33.78	9.21	24.57	72.74	9.21	24.57	72.74	0.00	0.00
R3/734	BEDROOM	W10/734	37.79	12.27	25.52	67.53	12.27	25.52	67.53	0.00	0.00
R3/734	BEDROOM	W11/734	34.45	10.48	23.97	69.58	10.48	23.97	69.58	0.00	0.00
R4/734	BEDROOM	W1/734	39.47	31.01	8.46	21.43	31.01	8.46	21.43	0.00	0.00
R5/734	BEDROOM	W2/734	39.47	31.65	7.82	19.81	31.65	7.82	19.81	0.00	0.00
R6/734	BEDROOM	W3/734	39.48	32.87	6.61	16.74	32.87	6.61	16.74	0.00	0.00
R1/741	BEDROOM	W1/741	38.76	9.58	29.18	75.28	9.58	29.18	75.28	0.00	0.00
R2/741	BEDROOM	W2/741	38.75	9.42	29.33	75.69	9.42	29.33	75.69	0.00	0.00
R3/741	BEDROOM	W3/741	38.76	9.42	29.34	75.70	9.42	29.34	75.70	0.00	0.00
R4/741	BEDROOM	W4/741	38.75	9.66	29.09	75.07	9.66	29.09	75.07	0.00	0.00
R5/741	BEDROOM	W5/741	38.75	10.10	28.65	73.94	10.10	28.65	73.94	0.00	0.00
R6/741	BEDROOM	W6/741	38.75	10.36	28.39	73.26	10.36	28.39	73.26	0.00	0.00
R7/741	BEDROOM	W7/741	38.76	11.42	27.34	70.54	11.42	27.34	70.54	0.00	0.00
R1/742	BEDROOM	W1/742	39.05	10.59	28.46	72.88	10.59	28.46	72.88	0.00	0.00
R2/742	BEDROOM	W2/742	39.03	10.29	28.74	73.64	10.29	28.74	73.64	0.00	0.00
R3/742	BEDROOM	W3/742	39.04	10.39	28.65	73.39	10.39	28.65	73.39	0.00	0.00
R4/742	BEDROOM	W4/742	39.03	10.77	28.26	72.41	10.77	28.26	72.41	0.00	0.00
R5/742	BEDROOM	W5/742	39.03	10.98	28.05	71.87	10.98	28.05	71.87	0.00	0.00
R6/742	BEDROOM	W6/742	39.04	11.67	27.37	70.11	11.67	27.37	70.11	0.00	0.00
R7/742	BEDROOM	W7/742	39.04	12.16	26.88	68.85	12.16	26.88	68.85	0.00	0.00
R1/743	BEDROOM	W1/743	39.24	11.72	27.52	70.13	11.72	27.52	70.13	0.00	0.00
R2/743	BEDROOM	W2/743	39.23	11.58	27.65	70.48	11.58	27.65	70.48	0.00	0.00



DAYLIGHT Analysis

O2 Centre, Finchley, Camden, London

2024 Proposed Scheme vs 2022 Proposed Scheme 06-01-25 Phase 1 and Consented Phase 2,3

DAYLIGHT

Room	Room Use	Window	Existing VSC	Proposed VSC	Loss	%Loss	Proposed VSC	Loss	%Loss	2024 Proposed VSC vs 2022 Proposed VSC	2024 Proposed VSC vs 2022 Proposed VSC (% Loss)
R3/743	BEDROOM	W3/743	39.24	11.58	27.66	70.49	11.58	27.66	70.49	0.00	0.00
R4/743	BEDROOM	W4/743	39.24	11.81	27.43	69.90	11.81	27.43	69.90	0.00	0.00
R5/743	BEDROOM	W5/743	39.24	12.23	27.01	68.83	12.23	27.01	68.83	0.00	0.00
R6/743	BEDROOM	W6/743	39.24	12.48	26.76	68.20	12.48	26.76	68.20	0.00	0.00
R7/743	BEDROOM	W7/743	39.25	13.47	25.78	65.68	13.47	25.78	65.68	0.00	0.00
R1/744	BEDROOM	W1/744	39.35	13.20	26.15	66.45	13.20	26.15	66.45	0.00	0.00
R2/744	BEDROOM	W2/744	39.35	12.95	26.40	67.09	12.95	26.40	67.09	0.00	0.00
R3/744	BEDROOM	W3/744	39.35	13.03	26.32	66.89	13.03	26.32	66.89	0.00	0.00
R4/744	BEDROOM	W4/744	39.35	13.38	25.97	66.00	13.38	25.97	66.00	0.00	0.00
R5/744	BEDROOM	W5/744	39.35	13.57	25.78	65.51	13.57	25.78	65.51	0.00	0.00
R6/744	BEDROOM	W6/744	39.36	14.19	25.17	63.95	14.19	25.17	63.95	0.00	0.00
R7/744	BEDROOM	W7/744	39.36	14.65	24.71	62.78	14.65	24.71	62.78	0.00	0.00
R3/745	BEDROOM	W3/745	39.43	14.84	24.59	62.36	14.84	24.59	62.36	0.00	0.00
R4/745	BEDROOM	W4/745	39.43	15.03	24.40	61.88	15.03	24.40	61.88	0.00	0.00
R5/745	BEDROOM	W5/745	39.42	15.39	24.03	60.96	15.39	24.03	60.96	0.00	0.00
R6/745	BEDROOM	W6/745	39.43	15.61	23.82	60.41	15.61	23.82	60.41	0.00	0.00
R7/745	BEDROOM	W7/745	39.43	16.47	22.96	58.23	16.47	22.96	58.23	0.00	0.00
R2/746	BEDROOM	W5/746	39.03	17.17	21.86	56.01	17.17	21.86	56.01	0.00	0.00
R3/746	STUDIO	W7/746	39.03	17.36	21.67	55.52	17.36	21.67	55.52	0.00	0.00
R3/746	STUDIO	W8/746	39.04	17.57	21.47	54.99	17.57	21.47	54.99	0.00	0.00
R4/746	STUDIO	W9/746	39.04	18.00	21.04	53.89	18.00	21.04	53.89	0.00	0.00
R4/746	STUDIO	W10/746	39.04	18.50	20.54	52.61	18.50	20.54	52.61	0.00	0.00
R1/761	BEDROOM	W1/761	38.72	14.75	23.97	61.91	14.75	23.97	61.91	0.00	0.00
R2/761	BEDROOM	W2/761	38.73	15.85	22.88	59.08	15.85	22.88	59.08	0.00	0.00
R3/761	BEDROOM	W3/761	38.71	18.92	19.79	51.12	18.92	19.79	51.12	0.00	0.00
R4/761	BEDROOM	W4/761	38.71	20.39	18.32	47.33	20.39	18.32	47.33	0.00	0.00
R5/761	BEDROOM	W5/761	38.68	23.79	14.89	38.50	23.79	14.89	38.50	0.00	0.00
R1/762	BEDROOM	W1/762	39.02	14.91	24.11	61.79	14.91	24.11	61.79	0.00	0.00
R2/762	BEDROOM	W2/762	39.02	17.52	21.50	55.10	17.52	21.50	55.10	0.00	0.00
R3/762	BEDROOM	W3/762	39.02	18.87	20.15	51.64	18.87	20.15	51.64	0.00	0.00
R4/762	BEDROOM	W4/762	39.02	22.39	16.63	42.62	22.39	16.63	42.62	0.00	0.00
R5/762	BEDROOM	W5/762	38.99	23.89	15.10	38.73	23.89	15.10	38.73	0.00	0.00
R1/763	BEDROOM	W1/763	39.23	16.66	22.57	57.53	16.66	22.57	57.53	0.00	0.00
R2/763	BEDROOM	W2/763	39.25	17.70	21.55	54.90	17.70	21.55	54.90	0.00	0.00
R3/763	BEDROOM	W3/763	39.23	20.66	18.57	47.34	20.66	18.57	47.34	0.00	0.00
R4/763	BEDROOM	W4/763	39.24	22.08	17.16	43.73	22.08	17.16	43.73	0.00	0.00
R5/763	BEDROOM	W5/763	39.22	25.35	13.87	35.36	25.35	13.87	35.36	0.00	0.00
R1/764	BEDROOM	W1/764	39.35	17.17	22.18	56.37	17.17	22.18	56.37	0.00	0.00
R2/764	BEDROOM	W2/764	39.36	19.59	19.77	50.23	19.59	19.77	50.23	0.00	0.00
R3/764	BEDROOM	W3/764	39.36	20.87	18.49	46.98	20.87	18.49	46.98	0.00	0.00
R4/764	BEDROOM	W4/764	39.36	24.19	15.17	38.54	24.19	15.17	38.54	0.00	0.00
R5/764	BEDROOM	W5/764	39.34	25.59	13.75	34.95	25.59	13.75	34.95	0.00	0.00
R1/765	BEDROOM	W1/765	39.42	19.29	20.13	51.07	19.29	20.13	51.07	0.00	0.00
R2/765	BEDROOM	W2/765	39.43	20.21	19.22	48.74	20.21	19.22	48.74	0.00	0.00
R3/765	BEDROOM	W3/765	39.43	22.92	16.51	41.87	22.92	16.51	41.87	0.00	0.00
R4/765	BEDROOM	W4/765	39.43	24.22	15.21	38.57	24.22	15.21	38.57	0.00	0.00
R5/765	BEDROOM	W5/765	39.42	27.23	12.19	30.92	27.23	12.19	30.92	0.00	0.00
R1/766	BEDROOM	W1/766	39.46	20.49	18.97	48.07	20.49	18.97	48.07	0.00	0.00
R2/766	BEDROOM	W2/766	39.46	22.57	16.89	42.80	22.57	16.89	42.80	0.00	0.00



DAYLIGHT Analysis
 O2 Centre, Finchley, Camden, London
 2024 Proposed Scheme vs 2022 Proposed Scheme 06-01-25 Phase 1 and Consented Phase 2,3

DAYLIGHT

Room	Room Use	Window	Existing VSC	Proposed VSC	Loss	%Loss	Proposed VSC	Loss	%Loss	2024 Proposed VSC vs 2022 Proposed VSC	2024 Proposed VSC vs 2022 Proposed VSC (% Loss)
R3/766	BEDROOM	W3/766	39.47	23.69	15.78	39.98	23.69	15.78	39.98	0.00	0.00
R4/766	BEDROOM	W4/766	39.46	26.60	12.86	32.59	26.60	12.86	32.59	0.00	0.00
R5/766	BEDROOM	W5/766	39.45	27.84	11.61	29.43	27.84	11.61	29.43	0.00	0.00
R1/767	STUDIO	W2/767	39.26	33.87	5.39	13.73	33.87	5.39	13.73	0.00	0.00
R1/767	STUDIO	W3/767	39.26	23.40	15.86	40.40	23.40	15.86	40.40	0.00	0.00
R1/767	STUDIO	W4/767	39.27	24.69	14.58	37.13	24.69	14.58	37.13	0.00	0.00
R2/767	STUDIO	W5/767	39.27	26.10	13.17	33.54	26.10	13.17	33.54	0.00	0.00
R2/767	STUDIO	W6/767	39.26	28.02	11.24	28.63	28.02	11.24	28.63	0.00	0.00
R3/767	STUDIO	W7/767	39.26	29.53	9.73	24.78	29.53	9.73	24.78	0.00	0.00
R3/767	STUDIO	W8/767	39.26	30.56	8.70	22.16	30.56	8.70	22.16	0.00	0.00
R4/767	STUDIO	W9/767	39.27	31.48	7.79	19.84	31.52	7.75	19.74	-0.04	0.10
R4/767	STUDIO	W10/767	39.27	32.25	7.02	17.88	32.33	6.94	17.67	-0.08	0.20
R4/767	STUDIO	W11/767	39.47	39.47	0.00	0.00	39.47	0.00	0.00	0.00	0.00
R1/768	STUDIO	W3/768	39.36	35.23	4.13	10.49	35.23	4.13	10.49	0.00	0.00
R1/768	STUDIO	W4/768	39.31	26.14	13.17	33.50	26.14	13.17	33.50	0.00	0.00
R1/768	STUDIO	W5/768	39.31	27.20	12.11	30.81	27.20	12.11	30.81	0.00	0.00
R2/768	STUDIO	W6/768	39.32	28.39	10.93	27.80	28.39	10.93	27.80	0.00	0.00
R2/768	STUDIO	W7/768	39.31	30.00	9.31	23.68	30.00	9.31	23.68	0.00	0.00
R3/768	STUDIO	W8/768	39.31	31.28	8.03	20.43	31.28	8.03	20.43	0.00	0.00
R3/768	STUDIO	W9/768	39.31	32.16	7.15	18.19	32.16	7.15	18.19	0.00	0.00
R4/768	STUDIO	W10/768	39.31	32.94	6.37	16.20	32.97	6.34	16.13	-0.03	0.08
R4/768	STUDIO	W11/768	39.31	33.58	5.73	14.58	33.65	5.66	14.40	-0.07	0.18
R4/768	STUDIO	W12/768	39.51	39.51	0.00	0.00	39.51	0.00	0.00	0.00	0.00
R1/1232	STUDIO	W1/1232	32.48	26.21	6.27	19.30	26.21	6.27	19.30	0.00	0.00
R1/1232	STUDIO	W2/1232	38.73	14.55	24.18	62.43	14.55	24.18	62.43	0.00	0.00
R2/1232	STUDIO	W3/1232	38.77	15.05	23.72	61.18	15.05	23.72	61.18	0.00	0.00
R3/1232	STUDIO	W4/1232	38.82	16.76	22.06	56.83	16.76	22.06	56.83	0.00	0.00
R4/1232	STUDIO	W5/1232	38.85	18.64	20.21	52.02	18.64	20.21	52.02	0.00	0.00
R5/1232	LKD	W6/1232	37.97	22.44	15.53	40.90	22.44	15.53	40.90	0.00	0.00
R1/1233	STUDIO	W1/1233	36.75	30.41	6.34	17.25	30.41	6.34	17.25	0.00	0.00
R1/1233	STUDIO	W2/1233	39.17	17.48	21.69	55.37	17.48	21.69	55.37	0.00	0.00
R2/1233	STUDIO	W3/1233	39.21	18.28	20.93	53.38	18.28	20.93	53.38	0.00	0.00
R3/1233	STUDIO	W4/1233	39.23	19.08	20.15	51.36	19.08	20.15	51.36	0.00	0.00
R4/1233	STUDIO	W5/1233	39.24	20.51	18.73	47.73	20.51	18.73	47.73	0.00	0.00
R5/1233	LKD	W6/1233	38.41	24.49	13.92	36.24	24.49	13.92	36.24	0.00	0.00
R1/1234	STUDIO	W1/1234	38.39	34.01	4.38	11.41	34.01	4.38	11.41	0.00	0.00
R1/1234	STUDIO	W2/1234	39.41	21.48	17.93	45.50	21.48	17.93	45.50	0.00	0.00
R2/1234	STUDIO	W3/1234	39.42	21.85	17.57	44.57	21.85	17.57	44.57	0.00	0.00
R3/1234	STUDIO	W4/1234	39.43	23.07	16.36	41.49	23.07	16.36	41.49	0.00	0.00
R4/1234	STUDIO	W5/1234	39.44	24.42	15.02	38.08	24.42	15.02	38.08	0.00	0.00
R5/1234	LKD	W6/1234	38.75	27.08	11.67	30.12	27.08	11.67	30.12	0.00	0.00
73 LITHOS ROAD											
R1/30		W1/30	9.78	7.26	2.52	25.77	7.66	2.12	21.68	-0.40	4.09
R1/30		W2/30	10.22	9.17	1.05	10.27	9.42	0.80	7.83	-0.25	2.45
R1/30		W3/30	6.80	3.86	2.94	43.24	4.29	2.51	36.91	-0.43	6.32
R1/30		W4/30	10.34	9.31	1.03	9.96	9.56	0.78	7.54	-0.25	2.42
R1/30		W5/30	8.11	5.00	3.11	38.35	5.61	2.50	30.83	-0.61	7.52
R1/30		W6/30	12.13	9.61	2.52	20.77	10.29	1.84	15.17	-0.68	5.61
R1/31		W1/31	24.43	11.93	12.50	51.17	13.09	11.34	46.42	-1.16	4.75
R1/31		W2/31	24.10	11.47	12.63	52.41	12.56	11.54	47.88	-1.09	4.52
R1/32		W1/32	25.60	13.06	12.54	48.98	14.25	11.35	44.34	-1.19	4.65
R1/32		W2/32	25.27	12.78	12.49	49.43	13.91	11.36	44.95	-1.13	4.47
R24/32		W28/32	37.56	33.28	4.28	11.40	33.73	3.83	10.20	-0.45	1.20
R25/32		W29/32	37.78	33.33	4.45	11.78	33.78	4.00	10.59	-0.45	1.19
R1/33		W1/33	39.16	25.15	14.01	35.78	26.63	12.53	32.00	-1.48	3.78
R1/33		W2/33	39.16	25.10	14.06	35.90	26.53	12.63	32.25	-1.43	3.65
R24/33		W16/33	38.34	34.26	4.08	10.64	34.72	3.62	9.44	-0.46	1.20
R25/33		W17/33	38.44	34.20	4.24	11.03	34.65	3.79	9.86	-0.45	1.17
72 LITHOS ROAD											



DAYLIGHT Analysis
 O2 Centre, Finchley, Camden, London
 2024 Proposed Scheme vs 2022 Proposed Scheme 06-01-25 Phase 1 and Consented Phase 2,3

DAYLIGHT

Room	Room Use	Window	Existing VSC	Proposed VSC	Loss	%Loss	Proposed VSC	Loss	%Loss	2024 Proposed VSC vs 2022 Proposed VSC	2024 Proposed VSC vs 2022 Proposed VSC (% Loss)
R2/30		W7/30	14.21	10.70	3.51	24.70	11.46	2.75	19.35	-0.76	5.35
R2/30		W8/30	13.87	12.11	1.76	12.69	12.55	1.32	9.52	-0.44	3.17
R2/30		W9/30	10.17	5.69	4.48	44.05	6.53	3.64	35.79	-0.84	8.26
R2/30		W10/30	13.50	11.69	1.81	13.41	12.23	1.27	9.41	-0.54	4.00
R2/30		W11/30	10.29	5.91	4.38	42.57	6.77	3.52	34.21	-0.86	8.36
R2/30		W12/30	13.98	10.90	3.08	22.03	11.63	2.35	16.81	-0.73	5.22
R2/31		W3/31	24.36	11.58	12.78	52.46	12.73	11.63	47.74	-1.15	4.72
R2/31		W4/31	24.58	11.87	12.71	51.71	13.14	11.44	46.54	-1.27	5.17
R2/32		W3/32	34.13	20.69	13.44	39.38	22.06	12.07	35.36	-1.37	4.01
R3/32		W4/32	25.41	12.90	12.51	49.23	14.08	11.33	44.59	-1.18	4.64
R3/32		W5/32	25.42	12.98	12.44	48.94	14.28	11.14	43.82	-1.30	5.11
R2/33		W3/33	38.92	25.09	13.83	35.53	26.68	12.24	31.45	-1.59	4.09
R3/33		W4/33	39.15	25.22	13.93	35.58	26.69	12.46	31.83	-1.47	3.75
R3/33		W5/33	39.15	25.22	13.93	35.58	26.82	12.33	31.49	-1.60	4.09
71 LITHOS ROAD											
R3/30		W13/30	13.47	12.72	0.75	5.57	12.77	0.70	5.20	-0.05	0.37
R3/30		W14/30	10.74	10.63	0.11	1.02	10.65	0.09	0.84	-0.02	0.19
R3/30		W15/30	22.38	18.57	3.81	17.02	19.61	2.77	12.38	-1.04	4.65
R3/30		W16/30	15.10	14.10	1.00	6.62	14.22	0.88	5.83	-0.12	0.79
R3/30		W17/30	25.30	20.00	5.30	20.95	21.14	4.16	16.44	-1.14	4.51
R3/30		W18/30	22.73	19.38	3.35	14.74	20.23	2.50	11.00	-0.85	3.74
R3/31		W5/31	34.93	20.88	14.05	40.22	22.20	12.73	36.44	-1.32	3.78
R3/31		W6/31	36.31	21.80	14.51	39.96	23.32	12.99	35.78	-1.52	4.19
R4/32		W6/32	31.48	17.48	14.00	44.47	18.91	12.57	39.93	-1.43	4.54
R1/34		W1/34	85.55	75.61	9.94	11.62	77.00	8.55	9.99	-1.39	1.62
R1/34		W2/34	85.86	76.27	9.59	11.17	77.65	8.21	9.56	-1.38	1.61
70 LITHOS ROAD											
R4/30		W19/30	23.76	19.81	3.95	16.62	20.68	3.08	12.96	-0.87	3.66
R4/30		W20/30	19.99	18.27	1.72	8.60	18.65	1.34	6.70	-0.38	1.90
R4/30		W21/30	26.30	20.36	5.94	22.59	21.50	4.80	18.25	-1.14	4.33
R4/30		W22/30	20.22	18.19	2.03	10.04	18.75	1.47	7.27	-0.56	2.77
R4/30		W23/30	26.88	20.89	5.99	22.28	22.05	4.83	17.97	-1.16	4.32
R4/30		W24/30	24.46	20.37	4.09	16.72	21.39	3.07	12.55	-1.02	4.17
R4/31		W7/31	37.52	22.95	14.57	38.83	24.25	13.27	35.37	-1.30	3.46
R4/31		W8/31	37.47	23.11	14.36	38.32	24.48	12.99	34.67	-1.37	3.66
R5/32		W7/32	32.17	17.96	14.21	44.17	19.54	12.63	39.26	-1.58	4.91
R2/34		W3/34	85.80	75.78	10.02	11.68	77.19	8.61	10.03	-1.41	1.64
R2/34		W4/34	85.87	76.36	9.51	11.07	77.72	8.15	9.49	-1.36	1.58
69 LITHOS ROAD											
R5/30		W25/30	24.04	20.06	3.98	16.56	20.96	3.08	12.81	-0.90	3.74
R5/30		W26/30	19.94	18.09	1.85	9.28	18.56	1.38	6.92	-0.47	2.36
R5/30		W27/30	25.94	19.92	6.02	23.21	21.17	4.77	18.39	-1.25	4.82
R5/30		W28/30	19.62	17.62	2.00	10.19	18.18	1.44	7.34	-0.56	2.85
R5/30		W29/30	25.59	19.82	5.77	22.55	21.07	4.52	17.66	-1.25	4.88
R5/30		W30/30	22.04	18.16	3.88	17.60	19.13	2.91	13.20	-0.97	4.40
R5/31		W9/31	37.05	22.61	14.44	38.97	24.13	12.92	34.87	-1.52	4.10
R5/31		W10/31	35.63	21.69	13.94	39.12	23.25	12.38	34.75	-1.56	4.38
R6/32		W8/32	31.76	18.08	13.68	43.07	19.35	12.41	39.07	-1.27	4.00
R3/34		W5/34	85.65	75.79	9.86	11.51	77.21	8.44	9.85	-1.42	1.66
R3/34		W6/34	85.88	76.44	9.44	10.99	77.80	8.08	9.41	-1.36	1.58
68 LITHOS ROAD											
R6/30		W31/30	22.59	20.11	2.48	10.98	20.68	1.91	8.46	-0.57	2.52
R6/30		W32/30	18.85	17.79	1.06	5.62	18.07	0.78	4.14	-0.28	1.49
R6/30		W33/30	25.39	20.60	4.79	18.87	21.59	3.80	14.97	-0.99	3.90
R6/30		W34/30	19.03	17.66	1.37	7.20	18.07	0.96	5.04	-0.41	2.15
R6/30		W35/30	25.88	20.92	4.96	19.17	21.90	3.98	15.38	-0.98	3.79
R6/30		W36/30	23.30	20.29	3.01	12.92	21.00	2.30	9.87	-0.71	3.05
R6/31		W11/31	38.22	24.03	14.19	37.13	25.38	12.84	33.59	-1.35	3.53
R6/31		W12/31	38.08	23.95	14.13	37.11	25.26	12.82	33.67	-1.31	3.44
R7/32		W9/32	39.09	25.03	14.06	35.97	26.61	12.48	31.93	-1.58	4.04
R7/33		W6/33	39.00	25.77	13.23	33.92	27.38	11.62	29.79	-1.61	4.13
R4/34		W7/34	85.83	76.49	9.34	10.88	77.84	7.99	9.31	-1.35	1.57
R4/34		W8/34	85.88	76.79	9.09	10.58	78.11	7.77	9.05	-1.32	1.54
67 LITHOS ROAD											
R7/30		W37/30	23.24	20.67	2.57	11.06	21.26	1.98	8.52	-0.59	2.54
R7/30		W38/30	19.13	18.24	0.89	4.65	18.53	0.60	3.14	-0.29	1.52



DAYLIGHT Analysis
 O2 Centre, Finchley, Camden, London
 2024 Proposed Scheme vs 2022 Proposed Scheme 06-01-25 Phase 1 and Consented Phase 2,3

DAYLIGHT

Room	Room Use	Window	Existing VSC	Proposed VSC	Loss	%Loss	Proposed VSC	Loss	%Loss	2024 Proposed VSC vs 2022 Proposed VSC	2024 Proposed VSC vs 2022 Proposed VSC (% Loss)
R7/30		W39/30	26.05	21.34	4.71	18.08	22.33	3.72	14.28	-0.99	3.80
R7/30		W40/30	19.10	17.79	1.31	6.86	18.21	0.89	4.66	-0.42	2.20
R7/30		W41/30	25.53	20.56	4.97	19.47	21.61	3.92	15.35	-1.05	4.11
R7/30		W42/30	23.17	20.17	3.00	12.95	20.85	2.32	10.01	-0.68	2.93
R7/31		W13/31	38.08	23.95	14.13	37.11	25.36	12.72	33.40	-1.41	3.70
R7/31		W14/31	38.24	23.92	14.32	37.45	25.49	12.75	33.34	-1.57	4.11
R8/32		W10/32	39.08	25.28	13.80	35.31	26.67	12.41	31.76	-1.39	3.56
R8/33		W7/33	38.99	26.01	12.98	33.29	27.43	11.56	29.65	-1.42	3.64
R5/34		W9/34	85.88	76.84	9.04	10.53	78.13	7.75	9.02	-1.29	1.50
R5/34		W10/34	85.80	76.59	9.21	10.73	77.91	7.89	9.20	-1.32	1.54
66 LITHOS ROAD											
R8/30		W43/30	22.08	18.43	3.65	16.53	19.36	2.72	12.32	-0.93	4.21
R8/30		W44/30	19.76	18.49	1.27	6.43	18.80	0.96	4.86	-0.31	1.57
R8/30		W45/30	25.45	19.79	5.66	22.24	21.01	4.44	17.45	-1.22	4.79
R8/30		W46/30	20.07	18.38	1.69	8.42	18.84	1.23	6.13	-0.46	2.29
R8/30		W47/30	26.67	20.66	6.01	22.53	21.95	4.72	17.70	-1.29	4.84
R8/30		W48/30	24.30	20.35	3.95	16.26	21.36	2.94	12.10	-1.01	4.16
R8/31		W15/31	35.83	22.02	13.81	38.54	23.36	12.47	34.80	-1.34	3.74
R8/31		W16/31	36.93	22.87	14.06	38.07	24.29	12.64	34.23	-1.42	3.85
R9/32		W11/32	31.74	18.18	13.56	42.72	19.54	12.20	38.44	-1.36	4.28
R6/34		W11/34	85.57	75.99	9.58	11.20	77.30	8.27	9.66	-1.31	1.53
R6/34		W12/34	85.87	76.61	9.26	10.78	77.92	7.95	9.26	-1.31	1.53
65 LITHOS ROAD											
R9/30		W49/30	18.55	16.23	2.32	12.51	16.76	1.79	9.65	-0.53	2.86
R9/30		W50/30	17.11	16.33	0.78	4.56	16.44	0.67	3.92	-0.11	0.64
R9/30		W51/30	25.72	20.42	5.30	20.61	21.69	4.03	15.67	-1.27	4.94
R9/30		W52/30	18.47	17.32	1.15	6.23	17.56	0.91	4.93	-0.24	1.30
R9/30		W53/30	25.67	19.95	5.72	22.28	21.21	4.46	17.37	-1.26	4.91
R9/30		W54/30	22.01	18.11	3.90	17.72	19.17	2.84	12.90	-1.06	4.82
R9/31		W17/31	37.06	22.97	14.09	38.02	24.37	12.69	34.24	-1.40	3.78
R9/31		W18/31	35.78	22.01	13.77	38.49	23.41	12.37	34.57	-1.40	3.91
R10/32		W12/32	31.76	18.06	13.70	43.14	19.60	12.16	38.29	-1.54	4.85
R7/34		W13/34	85.62	75.93	9.69	11.32	77.27	8.35	9.75	-1.34	1.57
R7/34		W14/34	85.86	76.57	9.29	10.82	77.88	7.98	9.29	-1.31	1.53
64 LITHOS ROAD											
R10/30		W55/30	23.26	20.13	3.13	13.46	20.69	2.57	11.05	-0.56	2.41
R10/30		W56/30	19.32	18.52	0.80	4.14	18.76	0.56	2.90	-0.24	1.24
R10/30		W57/30	25.69	20.85	4.84	18.84	21.93	3.76	14.64	-1.08	4.20
R10/30		W58/30	19.37	18.50	0.87	4.49	18.83	0.54	2.79	-0.33	1.70
R10/30		W59/30	26.16	21.33	4.83	18.46	22.37	3.79	14.49	-1.04	3.98
R10/30		W60/30	23.62	20.54	3.08	13.04	21.21	2.41	10.20	-0.67	2.84
R10/31		W19/31	38.24	23.89	14.35	37.53	25.34	12.90	33.73	-1.45	3.79
R10/31		W20/31	38.08	23.79	14.29	37.53	25.24	12.84	33.72	-1.45	3.81
R11/32		W13/32	39.07	25.05	14.02	35.88	26.52	12.55	32.12	-1.47	3.76
R11/33		W8/33	38.98	25.81	13.17	33.79	27.30	11.68	29.96	-1.49	3.82
R8/34		W15/34	85.80	76.53	9.27	10.80	77.83	7.97	9.29	-1.30	1.52
R8/34		W16/34	85.87	76.76	9.11	10.61	78.04	7.83	9.12	-1.28	1.49
63 LITHOS ROAD											
R11/30		W61/30	23.74	20.40	3.34	14.07	20.94	2.80	11.79	-0.54	2.27
R11/30		W62/30	19.75	18.53	1.22	6.18	18.75	1.00	5.06	-0.22	1.11
R11/30		W63/30	26.38	21.33	5.05	19.14	22.43	3.95	14.97	-1.10	4.17
R11/30		W64/30	19.86	18.83	1.03	5.19	19.10	0.76	3.83	-0.27	1.36
R11/30		W65/30	25.96	21.04	4.92	18.95	22.07	3.89	14.98	-1.03	3.97
R11/30		W66/30	23.87	20.53	3.34	13.99	21.20	2.67	11.19	-0.67	2.81
R11/31		W21/31	38.08	23.76	14.32	37.61	25.22	12.86	33.77	-1.46	3.83
R11/31		W22/31	38.22	23.80	14.42	37.73	25.21	13.01	34.04	-1.41	3.69
R12/32		W14/32	39.06	24.95	14.11	36.12	26.36	12.70	32.51	-1.41	3.61
R12/33		W9/33	38.96	25.71	13.25	34.01	27.16	11.80	30.29	-1.45	3.72
R9/34		W17/34	85.87	76.77	9.10	10.60	78.00	7.87	9.17	-1.23	1.43
R9/34		W18/34	85.73	76.44	9.29	10.84	77.73	8.00	9.33	-1.29	1.50
62 LITHOS ROAD											
R12/30		W67/30	22.36	18.01	4.35	19.45	18.99	3.37	15.07	-0.98	4.38
R12/30		W68/30	20.30	18.48	1.82	8.97	18.73	1.57	7.73	-0.25	1.23
R12/30		W69/30	25.78	19.42	6.36	24.67	20.78	5.00	19.39	-1.36	5.28
R12/30		W70/30	20.68	19.04	1.64	7.93	19.37	1.31	6.33	-0.33	1.60
R12/30		W71/30	26.98	20.77	6.21	23.02	22.09	4.89	18.12	-1.32	4.89
R12/30		W72/30	24.98	20.90	4.08	16.33	21.95	3.03	12.13	-1.05	4.20



DAYLIGHT Analysis
 O2 Centre, Finchley, Camden, London
 2024 Proposed Scheme vs 2022 Proposed Scheme 06-01-25 Phase 1 and Consented Phase 2,3

DAYLIGHT

Room	Room Use	Window	Existing VSC	Proposed VSC	Loss	%Loss	Proposed VSC	Loss	%Loss	2024 Proposed VSC vs 2022 Proposed VSC	2024 Proposed VSC vs 2022 Proposed VSC (% Loss)
R12/31		W23/31	35.49	21.39	14.10	39.73	22.72	12.77	35.98	-1.33	3.75
R12/31		W24/31	36.92	22.44	14.48	39.22	23.85	13.07	35.40	-1.41	3.82
R13/32		W15/32	31.70	17.73	13.97	44.07	19.19	12.51	39.46	-1.46	4.61
R10/34		W19/34	85.54	75.74	9.80	11.46	77.05	8.49	9.93	-1.31	1.53
R10/34		W20/34	85.85	76.40	9.45	11.01	77.68	8.17	9.52	-1.28	1.49
61 LITHOS ROAD											
R13/30		W73/30	24.75	20.43	4.32	17.45	21.44	3.31	13.37	-1.01	4.08
R13/30		W74/30	20.65	18.92	1.73	8.38	19.13	1.52	7.36	-0.21	1.02
R13/30		W75/30	26.97	20.40	6.57	24.36	21.76	5.21	19.32	-1.36	5.04
R13/30		W76/30	20.62	19.05	1.57	7.61	19.35	1.27	6.16	-0.30	1.45
R13/30		W77/30	27.34	20.99	6.35	23.23	22.35	4.99	18.25	-1.36	4.97
R13/30		W78/30	24.59	20.65	3.94	16.02	21.71	2.88	11.71	-1.06	4.31
R13/31		W25/31	37.59	22.93	14.66	39.00	24.26	13.33	35.46	-1.33	3.54
R13/31		W26/31	37.40	22.86	14.54	38.88	24.24	13.16	35.19	-1.38	3.69
R14/32		W16/32	32.13	17.88	14.25	44.35	19.32	12.81	39.87	-1.44	4.48
R11/34		W21/34	85.79	75.72	10.07	11.74	77.02	8.77	10.22	-1.30	1.52
R11/34		W22/34	85.85	76.32	9.53	11.10	77.56	8.29	9.66	-1.24	1.44
60 LITHOS ROAD											
R14/30		W79/30	23.75	19.42	4.33	18.23	20.42	3.33	14.02	-1.00	4.21
R14/30		W80/30	19.93	18.05	1.88	9.43	18.21	1.72	8.63	-0.16	0.80
R14/30		W81/30	25.85	19.43	6.42	24.84	20.80	5.05	19.54	-1.37	5.30
R14/30		W82/30	19.88	18.08	1.80	9.05	18.37	1.51	7.60	-0.29	1.46
R14/30		W83/30	25.48	19.27	6.21	24.37	20.61	4.87	19.11	-1.34	5.26
R14/30		W84/30	22.52	18.30	4.22	18.74	19.42	3.10	13.77	-1.12	4.97
R14/31		W27/31	36.40	21.87	14.53	39.92	23.19	13.21	36.29	-1.32	3.63
R14/31		W28/31	34.79	20.79	14.00	40.24	22.13	12.66	36.39	-1.34	3.85
R15/32		W17/32	31.45	17.59	13.86	44.07	18.94	12.51	39.78	-1.35	4.29
R12/34		W23/34	85.69	75.57	10.12	11.81	76.83	8.86	10.34	-1.26	1.47
R12/34		W24/34	85.85	76.23	9.62	11.21	77.43	8.42	9.81	-1.20	1.40
59 LITHOS ROAD											
R15/30	LIVINGROOM?	W85/30	15.64	12.19	3.45	22.06	12.78	2.86	18.29	-0.59	3.77
R15/30	LIVINGROOM?	W86/30	14.72	13.16	1.56	10.60	13.35	1.37	9.31	-0.19	1.29
R15/30	LIVINGROOM?	W87/30	12.34	7.09	5.25	42.54	8.17	4.17	33.79	-1.08	8.75
R15/30	LIVINGROOM?	W88/30	14.17	12.82	1.35	9.53	13.07	1.10	7.76	-0.25	1.76
R15/30	LIVINGROOM?	W89/30	11.85	6.89	4.96	41.86	7.93	3.92	33.08	-1.04	8.78
R15/30	LIVINGROOM?	W90/30	15.46	11.98	3.48	22.51	12.58	2.88	18.63	-0.60	3.88
R15/31	LIVINGROOM?	W29/31	24.78	11.31	13.47	54.36	12.66	12.12	48.91	-1.35	5.45
R15/31	LIVINGROOM?	W30/31	24.63	11.16	13.47	54.69	12.39	12.24	49.70	-1.23	4.99
R16/32	LIVINGROOM	W18/32	25.60	12.43	13.17	51.45	13.82	11.78	46.02	-1.39	5.43
R16/32	LIVINGROOM	W19/32	25.45	12.32	13.13	51.59	13.58	11.87	46.64	-1.26	4.95
R17/32	KITCHEN	W20/32	34.72	21.45	13.27	38.22	22.59	12.13	34.94	-1.14	3.28
R16/33	LIVINGROOM	W10/33	38.94	25.08	13.86	35.59	26.44	12.50	32.10	-1.36	3.49
R16/33	LIVINGROOM	W11/33	38.93	24.97	13.96	35.86	26.37	12.56	32.26	-1.40	3.60
R17/33	KITCHEN	W12/33	37.82	24.14	13.68	36.17	25.52	12.30	32.52	-1.38	3.65
58 LITHOS ROAD											
R16/30	LIVINGROOM?	W91/30	16.06	12.18	3.88	24.16	12.79	3.27	20.36	-0.61	3.80
R16/30	LIVINGROOM?	W92/30	15.62	13.91	1.71	10.95	14.14	1.48	9.48	-0.23	1.47
R16/30	LIVINGROOM?	W93/30	12.29	7.08	5.21	42.39	8.15	4.14	33.69	-1.07	8.71
R16/30	LIVINGROOM?	W94/30	15.21	13.48	1.73	11.37	13.70	1.51	9.93	-0.22	1.45
R16/30	LIVINGROOM?	W95/30	12.32	7.18	5.14	41.72	8.27	4.05	32.87	-1.09	8.85
R16/30	LIVINGROOM?	W96/30	16.10	12.32	3.78	23.48	12.90	3.20	19.88	-0.58	3.60
R16/31	LIVINGROOM?	W31/31	24.68	11.90	12.78	51.78	12.94	11.74	47.57	-1.04	4.21
R16/31	LIVINGROOM?	W32/31	24.68	11.61	13.07	52.96	12.82	11.86	48.06	-1.21	4.90
R18/32	KITCHEN	W21/32	35.09	22.03	13.06	37.22	23.30	11.79	33.60	-1.27	3.62
R19/32	LIVINGROOM	W22/32	25.54	13.05	12.49	48.90	14.13	11.41	44.68	-1.08	4.23
R19/32	LIVINGROOM	W23/32	25.47	12.74	12.73	49.98	13.98	11.49	45.11	-1.24	4.87
R18/33	KITCHEN	W13/33	37.57	23.98	13.59	36.17	25.28	12.29	32.71	-1.30	3.46
R19/33	LIVINGROOM	W14/33	38.71	25.01	13.70	35.39	26.31	12.40	32.03	-1.30	3.36
R19/33	LIVINGROOM	W15/33	38.71	24.91	13.80	35.65	26.24	12.47	32.21	-1.33	3.44
57 LITHOS ROAD											
R17/30		W97/30	20.84	15.72	5.12	24.57	16.66	4.18	20.06	-0.94	4.51
R17/30		W98/30	20.01	16.71	3.30	16.49	17.37	2.64	13.19	-0.66	3.30
R17/30		W99/30	24.19	17.26	6.93	28.65	18.24	5.95	24.60	-0.98	4.05
R17/30		W100/30	20.64	17.24	3.40	16.47	17.98	2.66	12.89	-0.74	3.59
R17/30		W101/30	25.77	18.27	7.50	29.10	19.32	6.45	25.03	-1.05	4.07
R17/30		W102/30	24.67	18.69	5.98	24.24	19.79	4.88	19.78	-1.10	4.46



DAYLIGHT Analysis
 O2 Centre, Finchley, Camden, London
 2024 Proposed Scheme vs 2022 Proposed Scheme 06-01-25 Phase 1 and Consented Phase 2,3

DAYLIGHT

Room	Room Use	Window	Existing VSC	Proposed VSC	Loss	%Loss	Proposed VSC	Loss	%Loss	2024 Proposed VSC vs 2022 Proposed VSC	2024 Proposed VSC vs 2022 Proposed VSC (% Loss)
R17/31		W33/31	29.43	17.07	12.36	42.00	18.00	11.43	38.84	-0.93	3.16
R17/31		W34/31	32.13	18.63	13.50	42.02	19.64	12.49	38.87	-1.01	3.14
R20/32		W24/32	15.63	3.39	12.24	78.31	4.39	11.24	71.91	-1.00	6.40
R13/34		W25/34	85.59	75.57	10.02	11.71	76.65	8.94	10.45	-1.08	1.26
R13/34		W32/34	87.27	87.26	0.01	0.01	87.26	0.01	0.01	0.00	0.00
56 LITHOS ROAD											
R18/30		W103/30	25.94	19.94	6.00	23.13	21.01	4.93	19.01	-1.07	4.12
R18/30		W104/30	22.30	19.08	3.22	14.44	19.73	2.57	11.52	-0.65	2.91
R18/30		W105/30	27.81	20.05	7.76	27.90	21.18	6.63	23.84	-1.13	4.06
R18/30		W106/30	22.35	18.97	3.38	15.12	19.72	2.63	11.77	-0.75	3.36
R18/30		W107/30	27.92	20.04	7.88	28.22	21.12	6.80	24.36	-1.08	3.87
R18/30		W108/30	25.90	19.87	6.03	23.28	20.99	4.91	18.96	-1.12	4.32
R18/31		W35/31	34.41	19.98	14.43	41.94	21.07	13.34	38.77	-1.09	3.17
R18/31		W36/31	34.54	20.20	14.34	41.52	21.29	13.25	38.36	-1.09	3.16
R21/32		W25/32	16.69	3.51	13.18	78.97	4.54	12.15	72.80	-1.03	6.17
R14/34		W26/34	85.74	75.64	10.10	11.78	76.67	9.07	10.58	-1.03	1.20
R14/34		W31/34	87.15	87.15	0.00	0.00	87.15	0.00	0.00	0.00	0.00
55 LITHOS ROAD											
R19/30		W109/30	0.00	0.00	0.00	0.00	0.00	0.00	0.00		
R19/30		W110/30	15.51	13.20	2.31	14.89	13.42	2.09	13.48	-0.22	1.42
R19/30		W111/30	25.32	19.35	5.97	23.58	20.25	5.07	20.02	-0.90	3.55
R19/30		W112/30	18.52	16.31	2.21	11.93	16.82	1.70	9.18	-0.51	2.75
R19/30		W113/30	26.87	20.21	6.66	24.79	21.19	5.68	21.14	-0.98	3.65
R19/30		W114/30	23.94	19.20	4.74	19.80	20.20	3.74	15.62	-1.00	4.18
R19/31		W37/31	34.77	20.23	14.54	41.82	21.32	13.45	38.68	-1.09	3.13
R19/31		W38/31	34.75	20.41	14.34	41.27	21.45	13.30	38.27	-1.04	2.99
R22/32		W26/32	16.75	3.62	13.13	78.39	4.63	12.12	72.36	-1.01	6.03
R15/34		W27/34	85.66	75.53	10.13	11.83	76.54	9.12	10.65	-1.01	1.18
R15/34		W30/34	87.02	87.01	0.01	0.01	87.01	0.01	0.01	0.00	0.00
54 LITHOS ROAD											
R20/30		W115/30	21.07	17.29	3.78	17.94	17.96	3.11	14.76	-0.67	3.18
R20/30		W116/30	18.23	15.92	2.31	12.67	16.38	1.85	10.15	-0.46	2.52
R20/30		W117/30	24.52	18.99	5.53	22.55	19.98	4.54	18.52	-0.99	4.04
R20/30		W118/30	18.70	16.56	2.14	11.44	17.14	1.56	8.34	-0.58	3.10
R20/30		W119/30	24.15	18.69	5.46	22.61	19.71	4.44	18.39	-1.02	4.22
R20/30		W120/30	21.66	17.87	3.79	17.50	18.80	2.86	13.20	-0.93	4.29
R20/31		W39/31	34.52	20.08	14.44	41.83	21.14	13.38	38.76	-1.06	3.07
R20/31		W40/31	34.01	19.94	14.07	41.37	20.98	13.03	38.31	-1.04	3.06
R23/32		W27/32	16.74	3.55	13.19	78.79	4.54	12.20	72.88	-0.99	5.91
R16/34		W28/34	84.53	74.76	9.77	11.56	75.70	8.83	10.45	-0.94	1.11
R16/34		W29/34	86.38	83.39	2.99	3.46	83.44	2.94	3.40	-0.05	0.06
54A-D ROSEMONT ROAD											
R1/40		W1/40	15.26	5.45	9.81	64.29	5.73	9.53	62.45	-0.28	1.83
R1/40		W2/40	17.76	6.79	10.97	61.77	7.36	10.40	58.56	-0.57	3.21
R2/40		W3/40	34.13	20.59	13.54	39.67	21.29	12.84	37.62	-0.70	2.05
R3/40		W4/40	35.82	21.02	14.80	41.32	21.81	14.01	39.11	-0.79	2.21
R1/41		W1/41	23.59	9.54	14.05	59.56	10.37	13.22	56.04	-0.83	3.52
R1/41		W2/41	23.54	9.21	14.33	60.88	10.10	13.44	57.09	-0.89	3.78
R2/41		W3/41	36.88	22.78	14.10	38.23	23.49	13.39	36.31	-0.71	1.93
R3/41		W4/41	37.74	23.17	14.57	38.61	23.98	13.76	36.46	-0.81	2.15
R1/42		W1/42	38.70	25.01	13.69	35.37	25.91	12.79	33.05	-0.90	2.33
R1/42		W2/42	38.86	24.85	14.01	36.05	25.77	13.09	33.69	-0.92	2.37
R2/42		W3/42	38.95	24.96	13.99	35.92	25.83	13.12	33.68	-0.87	2.23
R3/42		W4/42	38.93	24.92	14.01	35.99	25.73	13.20	33.91	-0.81	2.08
R1/43		W1/43	37.45	25.06	12.39	33.08	25.98	11.47	30.63	-0.92	2.46
R1/43		W2/43	35.63	23.62	12.01	33.71	24.52	11.11	31.18	-0.90	2.53
R1/43		W3/43	32.13	21.31	10.82	33.68	22.19	9.94	30.94	-0.88	2.74
R1/43		W4/43	24.72	16.99	7.73	31.27	17.85	6.87	27.79	-0.86	3.48
R2/43		W5/43	39.14	26.08	13.06	33.37	26.95	12.19	31.14	-0.87	2.22
R3/43		W6/43	39.13	26.03	13.10	33.48	26.84	12.29	31.41	-0.81	2.07
48 ROSEMONT ROAD											
R1/50	KD	W1/50	22.65	7.76	14.89	65.74	8.49	14.16	62.52	-0.73	3.22



DAYLIGHT Analysis
 O2 Centre, Finchley, Camden, London
 2024 Proposed Scheme vs 2022 Proposed Scheme 06-01-25 Phase 1 and Consented Phase 2,3

DAYLIGHT

Room	Room Use	Window	Existing VSC	Proposed VSC	Loss	%Loss	Proposed VSC	Loss	%Loss	2024 Proposed VSC vs 2022 Proposed VSC	2024 Proposed VSC vs 2022 Proposed VSC (% Loss)
R1/50	KD	W2/50	19.74	4.93	14.81	75.03	5.65	14.09	71.38	-0.72	3.65
R1/50	KD	W3/50	20.43	6.03	14.40	70.48	6.72	13.71	67.11	-0.69	3.38
R2/51	RECEPTION	W1/51	20.32	14.84	5.48	26.97	15.55	4.77	23.47	-0.71	3.49
R2/51	RECEPTION	W2/51	38.58	23.42	15.16	39.29	24.17	14.41	37.35	-0.75	1.94
R2/51	RECEPTION	W3/51	9.62	6.16	3.46	35.97	6.16	3.46	35.97	0.00	0.00
R1/52	BEDROOM	W1/52	38.80	24.66	14.14	36.44	25.41	13.39	34.51	-0.75	1.93
R1/53	BEDROOM	W1/53	29.47	19.19	10.28	34.88	19.50	9.97	33.83	-0.31	1.05
R1/53	BEDROOM	W2/53	33.31	21.79	11.52	34.58	22.38	10.93	32.81	-0.59	1.77
R1/53	BEDROOM	W3/53	21.01	9.78	11.23	53.45	10.37	10.64	50.64	-0.59	2.81
R1/53	BEDROOM	W4/53	34.43	22.40	12.03	34.94	23.04	11.39	33.08	-0.64	1.86
46 ROSEMONT ROAD											
R2/50	KD	W4/50	20.11	5.84	14.27	70.96	6.44	13.67	67.98	-0.60	2.98
R2/50	KD	W5/50	18.92	4.32	14.60	77.17	4.87	14.05	74.26	-0.55	2.91
R2/50	KD	W6/50	20.18	5.68	14.50	71.85	6.29	13.89	68.83	-0.61	3.02
R1/51	RECEPTION	W4/51	9.69	6.85	2.84	29.31	7.29	2.40	24.77	-0.44	4.54
R1/51	RECEPTION	W5/51	38.54	23.14	15.40	39.96	23.83	14.71	38.17	-0.69	1.79
R1/51	RECEPTION	W6/51	9.59	6.11	3.48	36.29	6.11	3.48	36.29	0.00	0.00
R2/52	BEDROOM	W2/52	38.86	24.81	14.05	36.16	25.48	13.38	34.43	-0.67	1.72
R2/53	BEDROOM	W5/53	36.18	23.94	12.24	33.83	24.54	11.64	32.17	-0.60	1.66
R2/53	BEDROOM	W6/53	36.97	24.14	12.83	34.70	24.79	12.18	32.95	-0.65	1.76
R2/53	BEDROOM	W7/53	22.82	10.22	12.60	55.21	10.87	11.95	52.37	-0.65	2.85
R2/53	BEDROOM	W8/53	36.27	23.64	12.63	34.82	24.28	11.99	33.06	-0.64	1.76
44 ROSEMONT ROAD											
R3/50	KD	W7/50	20.07	5.54	14.53	72.40	6.16	13.91	69.31	-0.62	3.09
R3/50	KD	W8/50	18.91	4.07	14.84	78.48	4.57	14.34	75.83	-0.50	2.64
R3/50	KD	W9/50	20.09	5.70	14.39	71.63	6.24	13.85	68.94	-0.54	2.69
R3/51	RECEPTION	W7/51	9.82	6.88	2.94	29.94	7.31	2.51	25.56	-0.43	4.38
R3/51	RECEPTION	W8/51	38.50	23.24	15.26	39.64	23.85	14.65	38.05	-0.61	1.58
R3/51	RECEPTION	W9/51	9.63	6.17	3.46	35.93	6.17	3.46	35.93	0.00	0.00
R3/52	BEDROOM	W3/52	38.84	24.59	14.25	36.69	25.21	13.63	35.09	-0.62	1.60
R3/53	BEDROOM	W9/53	36.17	23.90	12.27	33.92	24.45	11.72	32.40	-0.55	1.52
R3/53	BEDROOM	W10/53	37.01	24.16	12.85	34.72	24.74	12.27	33.15	-0.58	1.57
R3/53	BEDROOM	W11/53	22.88	10.17	12.71	55.55	10.75	12.13	53.02	-0.58	2.53
R3/53	BEDROOM	W12/53	36.33	23.39	12.94	35.62	23.98	12.35	33.99	-0.59	1.62
42 ROSEMONT ROAD											
R4/50	KD	W10/50	20.04	5.75	14.29	71.31	6.23	13.81	68.91	-0.48	2.40
R4/50	KD	W11/50	18.85	3.90	14.95	79.31	4.35	14.50	76.92	-0.45	2.39
R4/50	KD	W12/50	19.96	5.34	14.62	73.25	5.84	14.12	70.74	-0.50	2.51
R4/51	RECEPTION	W10/51	9.89	6.98	2.91	29.42	7.38	2.51	25.38	-0.40	4.04
R4/51	RECEPTION	W11/51	38.46	22.99	15.47	40.22	23.56	14.90	38.74	-0.57	1.48
R4/51	RECEPTION	W12/51	9.07	5.74	3.33	36.71	5.74	3.33	36.71	0.00	0.00
R4/52	BEDROOM	W4/52	38.79	24.41	14.38	37.07	24.98	13.81	35.60	-0.57	1.47
R4/53	BEDROOM	W13/53	36.23	23.65	12.58	34.72	24.15	12.08	33.34	-0.50	1.38
R4/53	BEDROOM	W14/53	37.01	24.13	12.88	34.80	24.66	12.35	33.37	-0.53	1.43
R4/53	BEDROOM	W15/53	22.87	10.13	12.74	55.71	10.66	12.21	53.39	-0.53	2.32
R4/53	BEDROOM	W16/53	36.36	23.34	13.02	35.81	23.88	12.48	34.32	-0.54	1.49
40 ROSEMONT ROAD											
R5/50	KD	W13/50	19.91	5.61	14.30	71.82	6.05	13.86	69.61	-0.44	2.21
R5/50	KD	W14/50	18.78	3.97	14.81	78.86	4.38	14.40	76.68	-0.41	2.18
R5/50	KD	W15/50	20.07	5.21	14.86	74.04	5.66	14.41	71.80	-0.45	2.24
R5/51	RECEPTION	W13/51	9.33	6.46	2.87	30.76	6.83	2.50	26.80	-0.37	3.97
R5/51	RECEPTION	W14/51	38.38	22.86	15.52	40.44	23.37	15.01	39.11	-0.51	1.33
R5/51	RECEPTION	W15/51	9.50	6.21	3.29	34.63	6.21	3.29	34.63	0.00	0.00
R5/52	BEDROOM	W5/52	38.70	24.42	14.28	36.90	24.93	13.77	35.58	-0.51	1.32
R5/53	BEDROOM	W17/53	36.07	23.56	12.51	34.68	23.99	12.08	33.49	-0.43	1.19
R5/53	BEDROOM	W18/53	36.96	24.03	12.93	34.98	24.51	12.45	33.69	-0.48	1.30
R5/53	BEDROOM	W19/53	22.84	10.02	12.82	56.13	10.51	12.33	53.98	-0.49	2.15
R5/53	BEDROOM	W20/53	36.28	23.43	12.85	35.42	23.91	12.37	34.10	-0.48	1.32
38 ROSEMONT ROAD											
R6/50	KD	W16/50	20.05	5.69	14.36	71.62	6.09	13.96	69.63	-0.40	2.00
R6/50	KD	W17/50	18.78	4.11	14.67	78.12	4.46	14.32	76.25	-0.35	1.86
R6/50	KD	W18/50	19.82	5.41	14.41	72.70	5.82	14.00	70.64	-0.41	2.07
R6/51	RECEPTION	W16/51	9.82	6.83	2.99	30.45	7.18	2.64	26.88	-0.35	3.56
R6/51	RECEPTION	W17/51	38.26	23.13	15.13	39.55	23.57	14.69	38.40	-0.44	1.15
R6/51	RECEPTION	W18/51	9.20	6.06	3.14	34.13	6.06	3.14	34.13	0.00	0.00
R6/52	BEDROOM	W6/52	38.57	24.44	14.13	36.63	24.88	13.69	35.49	-0.44	1.14
R6/53	BEDROOM	W21/53	36.09	23.71	12.38	34.30	24.09	12.00	33.25	-0.38	1.05



DAYLIGHT Analysis
 O2 Centre, Finchley, Camden, London
 2024 Proposed Scheme vs 2022 Proposed Scheme 06-01-25 Phase 1 and Consented Phase 2,3

DAYLIGHT

Room	Room Use	Window	Existing VSC	Proposed VSC	Loss	%Loss	Proposed VSC	Loss	%Loss	2024 Proposed VSC vs 2022 Proposed VSC	2024 Proposed VSC vs 2022 Proposed VSC (% Loss)
R6/53	BEDROOM	W22/53	36.81	23.91	12.90	35.04	24.34	12.47	33.88	-0.43	1.17
R6/53	BEDROOM	W23/53	22.76	9.98	12.78	56.15	10.42	12.34	54.22	-0.44	1.93
R6/53	BEDROOM	W24/53	33.52	21.53	11.99	35.77	21.95	11.57	34.52	-0.42	1.25
36 ROSEMONT ROAD											
R7/50	KD	W19/50	19.73	5.75	13.98	70.86	6.08	13.65	69.18	-0.33	1.67
R7/50	KD	W20/50	18.60	4.36	14.24	76.56	4.67	13.93	74.89	-0.31	1.67
R7/50	KD	W21/50	19.66	5.69	13.97	71.06	6.04	13.62	69.28	-0.35	1.78
R7/51	RECEPTION	W19/51	9.53	6.62	2.91	30.54	6.91	2.62	27.49	-0.29	3.04
R7/51	RECEPTION	W20/51	38.05	23.12	14.93	39.24	23.52	14.53	38.19	-0.40	1.05
R7/51	RECEPTION	W21/51	9.09	6.03	3.06	33.66	6.03	3.06	33.66	0.00	0.00
R7/52	BEDROOM	W7/52	38.19	24.33	13.86	36.29	24.71	13.48	35.30	-0.38	1.00
R7/53	BEDROOM	W25/53	35.90	23.69	12.21	34.01	24.03	11.87	33.06	-0.34	0.95
R7/53	BEDROOM	W26/53	36.71	24.08	12.63	34.40	24.44	12.27	33.42	-0.36	0.98
R7/53	BEDROOM	W27/53	22.61	10.08	12.53	55.42	10.46	12.15	53.74	-0.38	1.68
R7/53	BEDROOM	W28/53	36.26	23.67	12.59	34.72	24.05	12.21	33.67	-0.38	1.05
34 ROSEMONT ROAD											
R8/50	KD	W22/50	19.33	5.51	13.82	71.50	5.80	13.53	69.99	-0.29	1.50
R8/50	KD	W23/50	17.99	4.01	13.98	77.71	4.27	13.72	76.26	-0.26	1.45
R8/50	KD	W24/50	18.84	5.34	13.50	71.66	5.63	13.21	70.12	-0.29	1.54
R8/51	RECEPTION	W22/51	9.46	6.56	2.90	30.66	6.81	2.65	28.01	-0.25	2.64
R8/51	RECEPTION	W23/51	37.30	22.51	14.79	39.65	22.85	14.45	38.74	-0.34	0.91
R8/51	RECEPTION	W24/51	7.93	5.05	2.88	36.32	5.05	2.88	36.32	0.00	0.00
R8/52	BEDROOM	W8/52	36.72	23.09	13.63	37.12	23.43	13.29	36.19	-0.34	0.93
R8/53	BEDROOM	W29/53	34.99	23.34	11.65	33.30	23.62	11.37	32.49	-0.28	0.80
R8/53	BEDROOM	W30/53	35.60	23.71	11.89	33.40	24.03	11.57	32.50	-0.32	0.90
R8/53	BEDROOM	W31/53	21.98	9.96	12.02	54.69	10.29	11.69	53.18	-0.33	1.50
R8/53	BEDROOM	W32/53	35.16	23.34	11.82	33.62	23.66	11.50	32.71	-0.32	0.91
32 ROSEMONT ROAD											
R9/50	KD	W25/50	17.49	5.21	12.28	70.21	5.44	12.05	68.90	-0.23	1.32
R9/50	KD	W26/50	14.95	3.76	11.19	74.85	3.99	10.96	73.31	-0.23	1.54
R9/50	KD	W27/50	12.81	3.48	9.33	72.83	3.73	9.08	70.88	-0.25	1.95
R9/51	RECEPTION	W25/51	8.60	5.83	2.77	32.21	5.98	2.62	30.47	-0.15	1.74
R9/51	RECEPTION	W26/51	32.04	18.82	13.22	41.26	19.12	12.92	40.32	-0.30	0.94
R9/51	RECEPTION	W27/51	0.18	0.16	0.02	11.11	0.16	0.02	11.11	0.00	0.00
R9/52	BEDROOM	W9/52	29.01	18.53	10.48	36.13	18.82	10.19	35.13	-0.29	1.00
R9/53	BEDROOM	W33/53	30.28	20.85	9.43	31.14	21.10	9.18	30.32	-0.25	0.83
R9/53	BEDROOM	W34/53	28.66	19.97	8.69	30.32	20.24	8.42	29.38	-0.27	0.94
R9/53	BEDROOM	W35/53	17.93	8.75	9.18	51.20	9.03	8.90	49.64	-0.28	1.56
R9/53	BEDROOM	W36/53	25.11	17.74	7.37	29.35	18.02	7.09	28.24	-0.28	1.12
30 ROSEMONT ROAD											
R1/60		W1/60	24.78	18.95	5.83	23.53	19.40	5.38	21.71	-0.45	1.82
R1/60		W2/60	37.80	22.72	15.08	39.89	22.98	14.82	39.21	-0.26	0.69
R2/60		W3/60	37.66	22.72	14.94	39.67	22.95	14.71	39.06	-0.23	0.61
R2/60		W4/60	22.39	18.74	3.65	16.30	18.74	3.65	16.30	0.00	0.00
R2/60		W5/60	16.22	12.81	3.41	21.02	12.81	3.41	21.02	0.00	0.00
R2/60		W6/60	12.67	9.59	3.08	24.31	9.59	3.08	24.31	0.00	0.00
R2/60		W7/60	0.03	0.00	0.03	100.00	0.00	0.03	100.00	0.00	0.00
R2/60		W8/60	14.62	12.32	2.30	15.73	12.32	2.30	15.73	0.00	0.00
R3/60		W9/60	25.78	23.64	2.14	8.30	23.64	2.14	8.30	0.00	0.00
R1/61		W1/61	27.86	22.31	5.55	19.92	22.76	5.10	18.31	-0.45	1.62
R1/61		W2/61	38.21	23.63	14.58	38.16	23.88	14.33	37.50	-0.25	0.65
R2/61		W3/61	38.08	23.60	14.48	38.03	23.82	14.26	37.45	-0.22	0.58
R2/61		W4/61	22.76	19.15	3.61	15.86	19.15	3.61	15.86	0.00	0.00
R2/61		W5/61	19.28	15.91	3.37	17.48	15.91	3.37	17.48	0.00	0.00
R2/61		W6/61	16.66	13.48	3.18	19.09	13.48	3.18	19.09	0.00	0.00
R2/61		W7/61	0.03	0.00	0.03	100.00	0.00	0.03	100.00	0.00	0.00
R2/61		W8/61	18.61	15.94	2.67	14.35	15.94	2.67	14.35	0.00	0.00
R3/61		W9/61	28.38	26.29	2.09	7.36	26.29	2.09	7.36	0.00	0.00
R1/62		W1/62	31.56	26.30	5.26	16.67	26.73	4.83	15.30	-0.43	1.36
R1/62		W2/62	38.56	24.51	14.05	36.44	24.76	13.80	35.79	-0.25	0.65
R2/62		W3/62	38.46	24.46	14.00	36.40	24.68	13.78	35.83	-0.22	0.57
R2/62		W4/62	23.16	19.59	3.57	15.41	19.59	3.57	15.41	0.00	0.00
R2/62		W5/62	21.09	17.76	3.33	15.79	17.76	3.33	15.79	0.00	0.00
R2/62		W6/62	18.53	15.40	3.13	16.89	15.40	3.13	16.89	0.00	0.00
R2/62		W7/62	0.05	0.00	0.05	100.00	0.00	0.05	100.00	0.00	0.00
R2/62		W8/62	20.63	17.89	2.74	13.28	17.89	2.74	13.28	0.00	0.00
R3/62		W9/62	31.81	29.66	2.15	6.76	29.66	2.15	6.76	0.00	0.00
R1/63		W1/63	36.97	32.10	4.87	13.17	32.52	4.45	12.04	-0.42	1.14
R1/63		W2/63	38.85	25.49	13.36	34.39	25.74	13.11	33.75	-0.25	0.64



DAYLIGHT Analysis

O2 Centre, Finchley, Camden, London

2024 Proposed Scheme vs 2022 Proposed Scheme 06-01-25 Phase 1 and Consented Phase 2,3

DAYLIGHT

Room	Room Use	Window	Existing VSC	Proposed VSC	Loss	%Loss	Proposed VSC	Loss	%Loss	2024 Proposed VSC vs 2022 Proposed VSC	2024 Proposed VSC vs 2022 Proposed VSC (% Loss)
R2/63		W3/63	38.58	2.42		#VALUE!	25.45	13.13	34.03		
R2/63		W4/63	23.80	0.89		#VALUE!	20.29	3.51	14.75		
R2/63		W5/63	36.71	0.66		#VALUE!	33.43	3.28	8.93		
R2/63		W6/63	36.64	0.43		#VALUE!	33.43	3.21	8.76		
R2/63		W7/63	37.20	0.00		#VALUE!	34.02	3.18	8.55		
R2/63		W8/63	36.56	0.65		#VALUE!	33.38	3.18	8.70		
R3/63		W9/63	27.46	27.46	0.00	0.00	27.46	0.00	0.00	0.00	0.00
R3/63		W10/63	34.59	32.37	2.22	6.42	32.37	2.22	6.42	0.00	0.00
R3/63		W11/63	35.32	33.31	2.01	5.69	33.31	2.01	5.69	0.00	0.00
R1/65		W1/65	23.61	23.24	0.37	1.57	23.24	0.37	1.57	0.00	0.00
R1/66		W1/66	25.67	25.28	0.39	1.52	25.28	0.39	1.52	0.00	0.00
R1/67		W1/67	27.79	27.44	0.35	1.26	27.44	0.35	1.26	0.00	0.00
26 ROSEMONT ROAD											
R1/80	LKD	W1/80	13.47	10.24	3.23	23.98	10.24	3.23	23.98	0.00	0.00
R1/81	RECEPTION	W1/81	16.70	13.03	3.67	21.98	13.03	3.67	21.98	0.00	0.00
R1/82	BEDROOM	W1/82	19.80	16.04	3.76	18.99	16.04	3.76	18.99	0.00	0.00
R1/83	BEDROOM	W1/83	28.96	25.30	3.66	12.64	25.43	3.53	12.19	-0.13	0.45
R1/83	BEDROOM	W2/83	29.69	25.27	4.42	14.89	25.34	4.35	14.65	-0.07	0.24
R1/83	BEDROOM	W3/83	29.73	24.72	5.01	16.85	24.79	4.94	16.62	-0.07	0.24
24C ROSEMONT ROAD											
R2/80	LKD	W2/80	9.79	4.43	5.36	54.75	4.43	5.36	54.75	0.00	0.00
R2/80	LKD	W3/80	10.79	5.39	5.40	50.05	5.39	5.40	50.05	0.00	0.00
R2/80	LKD	W4/80	13.70	8.34	5.36	39.12	8.34	5.36	39.12	0.00	0.00
R2/81	RECEPTION	W2/81	22.91	17.63	5.28	23.05	17.63	5.28	23.05	0.00	0.00
R2/81	RECEPTION	W3/81	24.42	18.99	5.43	22.24	18.99	5.43	22.24	0.00	0.00
R2/81	RECEPTION	W4/81	25.83	20.32	5.51	21.33	20.32	5.51	21.33	0.00	0.00
R2/82	BEDROOM	W2/82	28.74	23.06	5.68	19.76	23.07	5.67	19.73	-0.01	0.03
R2/83	BEDROOM	W4/83	32.53	26.35	6.18	19.00	26.35	6.18	19.00	0.00	0.00
R2/83	BEDROOM	W5/83	33.61	26.99	6.62	19.70	27.02	6.59	19.61	-0.03	0.09
R2/83	BEDROOM	W6/83	33.63	26.81	6.82	20.28	26.85	6.78	20.16	-0.04	0.12
24B ROSEMONT ROAD											
R1/90	LKD	W1/90	13.79	6.76	7.03	50.98	6.76	7.03	50.98	0.00	0.00
R1/90	LKD	W2/90	14.12	6.70	7.42	52.55	6.70	7.42	52.55	0.00	0.00
R1/90	LKD	W3/90	16.64	9.19	7.45	44.77	9.19	7.45	44.77	0.00	0.00
R1/91	RECEPTION	W1/91	29.86	22.82	7.04	23.58	22.82	7.04	23.58	0.00	0.00
R1/91	RECEPTION	W2/91	30.83	23.33	7.50	24.33	23.33	7.50	24.33	0.00	0.00
R1/91	RECEPTION	W3/91	31.66	23.95	7.71	24.35	23.95	7.71	24.35	0.00	0.00
R1/92	BEDROOM	W1/92	34.27	26.54	7.73	22.56	26.55	7.72	22.53	-0.01	0.03
R1/93	BEDROOM	W1/93	35.64	27.67	7.97	22.36	27.68	7.96	22.33	-0.01	0.03
R1/93	BEDROOM	W2/93	35.78	27.54	8.24	23.03	27.61	8.17	22.83	-0.07	0.20
R1/93	BEDROOM	W3/93	34.32	25.99	8.33	24.27	26.12	8.20	23.89	-0.13	0.38
24A ROSEMONT ROAD											
R2/90	LKD	W4/90	17.02	8.78	8.24	48.41	8.78	8.24	48.41	0.00	0.00
R2/90	LKD	W5/90	16.26	7.53	8.73	53.69	7.53	8.73	53.69	0.00	0.00
R2/90	LKD	W6/90	18.84	10.11	8.73	46.34	10.11	8.73	46.34	0.00	0.00
R2/91	RECEPTION	W4/91	33.71	25.21	8.50	25.22	25.21	8.50	25.22	0.00	0.00
R2/91	RECEPTION	W5/91	34.17	25.59	8.58	25.11	25.59	8.58	25.11	0.00	0.00
R2/91	RECEPTION	W6/91	34.55	25.70	8.85	25.62	25.70	8.85	25.62	0.00	0.00
R2/92	BEDROOM	W2/92	36.29	27.73	8.56	23.59	27.75	8.54	23.53	-0.02	0.06
R2/93	BEDROOM	W4/93	34.65	26.25	8.40	24.24	26.25	8.40	24.24	0.00	0.00
R2/93	BEDROOM	W5/93	36.48	27.69	8.79	24.10	27.83	8.65	23.71	-0.14	0.38
R2/93	BEDROOM	W6/93	36.43	27.46	8.97	24.62	27.61	8.82	24.21	-0.15	0.41
22C ROSEMONT ROAD											
R1/100	LKD	W1/100	18.95	9.71	9.24	48.76	9.71	9.24	48.76	0.00	0.00
R1/100	LKD	W2/100	16.95	7.36	9.59	56.58	7.36	9.59	56.58	0.00	0.00
R1/100	LKD	W3/100	19.19	9.73	9.46	49.30	9.73	9.46	49.30	0.00	0.00
R1/101	RECEPTION	W1/101	35.77	26.45	9.32	26.06	26.45	9.32	26.06	0.00	0.00
R1/101	RECEPTION	W2/101	35.95	26.52	9.43	26.23	26.52	9.43	26.23	0.00	0.00
R1/101	RECEPTION	W3/101	36.18	26.56	9.62	26.59	26.56	9.62	26.59	0.00	0.00
R1/102	BEDROOM	W1/102	37.31	28.04	9.27	24.85	28.07	9.24	24.77	-0.03	0.08
R1/103	BEDROOM	W1/103	36.96	27.90	9.06	24.51	28.01	8.95	24.22	-0.11	0.30
R1/103	BEDROOM	W2/103	36.97	27.78	9.19	24.86	27.93	9.04	24.45	-0.15	0.41
R1/103	BEDROOM	W3/103	35.63	26.53	9.10	25.54	26.68	8.95	25.12	-0.15	0.42
22B ROSEMONT ROAD											



DAYLIGHT Analysis

O2 Centre, Finchley, Camden, London

2024 Proposed Scheme vs 2022 Proposed Scheme 06-01-25 Phase 1 and Consented Phase 2,3

DAYLIGHT

Room	Room Use	Window	Existing VSC	Proposed VSC	Loss	%Loss	Proposed VSC	Loss	%Loss	2024 Proposed VSC vs 2022 Proposed VSC	2024 Proposed VSC vs 2022 Proposed VSC (% Loss)
R2/100	LKD	W4/100	18.61	8.82	9.79	52.61	8.82	9.79	52.61	0.00	0.00
R2/100	LKD	W5/100	17.39	7.71	9.68	55.66	7.73	9.66	55.55	-0.02	0.12
R2/100	LKD	W6/100	20.46	10.57	9.89	48.34	10.59	9.87	48.24	-0.02	0.10
R2/101	RECEPTION	W4/101	36.59	26.76	9.83	26.87	26.76	9.83	26.87	0.00	0.00
R2/101	RECEPTION	W5/101	36.73	27.02	9.71	26.44	27.03	9.70	26.41	-0.01	0.03
R2/101	RECEPTION	W6/101	36.80	26.85	9.95	27.04	26.86	9.94	27.01	-0.01	0.03
R2/102	BEDROOM	W2/102	37.67	28.18	9.49	25.19	28.28	9.39	24.93	-0.10	0.27
R2/103	BEDROOM	W4/103	36.35	27.47	8.88	24.43	27.54	8.81	24.24	-0.07	0.19
R2/103	BEDROOM	W5/103	36.99	27.90	9.09	24.57	28.00	8.99	24.30	-0.10	0.27
R2/103	BEDROOM	W6/103	36.15	26.87	9.28	25.67	26.99	9.16	25.34	-0.12	0.33
22A ROSEMONT ROAD											
R1/110	LKD	W1/110	19.57	9.86	9.71	49.62	9.91	9.66	49.36	-0.05	0.26
R1/110	LKD	W2/110	17.92	8.03	9.89	55.19	8.07	9.85	54.97	-0.04	0.22
R1/110	LKD	W3/110	20.48	10.37	10.11	49.37	10.41	10.07	49.17	-0.04	0.20
R1/111	RECEPTION	W1/111	36.94	27.04	9.90	26.80	27.09	9.85	26.66	-0.05	0.14
R1/111	RECEPTION	W2/111	36.81	26.88	9.93	26.98	26.93	9.88	26.84	-0.05	0.14
R1/111	RECEPTION	W3/111	36.56	26.43	10.13	27.71	26.49	10.07	27.54	-0.06	0.16
R1/112	BEDROOM	W1/112	36.91	27.19	9.72	26.33	27.30	9.61	26.04	-0.11	0.30
R1/113	BEDROOM	W1/113	36.95	27.97	8.98	24.30	28.04	8.91	24.11	-0.07	0.19
R1/113	BEDROOM	W2/113	37.21	27.93	9.28	24.94	28.04	9.17	24.64	-0.11	0.30
R1/113	BEDROOM	W3/113	36.25	26.93	9.32	25.71	27.05	9.20	25.38	-0.12	0.33
20C ROSEMONT ROAD											
R2/110	LKD	W4/110	19.95	10.04	9.91	49.67	10.10	9.85	49.37	-0.06	0.30
R2/110	LKD	W5/110	18.33	8.18	10.15	55.37	8.24	10.09	55.05	-0.06	0.33
R2/110	LKD	W6/110	20.22	10.18	10.04	49.65	10.23	9.99	49.41	-0.05	0.25
R2/111	RECEPTION	W4/111	37.17	27.04	10.13	27.25	27.12	10.05	27.04	-0.08	0.22
R2/111	RECEPTION	W5/111	37.25	27.20	10.05	26.98	27.27	9.98	26.79	-0.07	0.19
R2/111	RECEPTION	W6/111	37.25	27.05	10.20	27.38	27.12	10.13	27.19	-0.07	0.19
R2/112	BEDROOM	W2/112	37.99	28.19	9.80	25.80	28.29	9.70	25.53	-0.10	0.26
R2/113	BEDROOM	W4/113	36.11	27.42	8.69	24.07	27.42	8.69	24.07	0.00	0.00
R2/113	BEDROOM	W5/113	37.06	28.01	9.05	24.42	28.09	8.97	24.20	-0.08	0.22
R2/113	BEDROOM	W6/113	36.36	27.14	9.22	25.36	27.23	9.13	25.11	-0.09	0.25
20B ROSEMONT ROAD											
R1/120	LKD	W1/120	20.39	10.56	9.83	48.21	10.63	9.76	47.87	-0.07	0.34
R1/120	LKD	W2/120	18.50	8.43	10.07	54.43	8.50	10.00	54.05	-0.07	0.38
R1/120	LKD	W3/120	20.24	10.35	9.89	48.86	10.39	9.85	48.67	-0.04	0.20
R1/121	RECEPTION	W1/121	37.28	27.27	10.01	26.85	27.35	9.93	26.64	-0.08	0.21
R1/121	RECEPTION	W2/121	37.19	27.14	10.05	27.02	27.23	9.96	26.78	-0.09	0.24
R1/121	RECEPTION	W3/121	37.07	27.13	9.94	26.81	27.22	9.85	26.57	-0.09	0.24
R1/122	BEDROOM	W1/122	37.93	28.17	9.76	25.73	28.26	9.67	25.49	-0.09	0.24
R1/123	BEDROOM	W1/123	36.88	28.06	8.82	23.92	28.11	8.77	23.78	-0.05	0.14
R1/123	BEDROOM	W2/123	37.23	28.10	9.13	24.52	28.18	9.05	24.31	-0.08	0.21
R1/123	BEDROOM	W3/123	36.21	27.08	9.13	25.21	27.17	9.04	24.97	-0.09	0.25
20A ROSEMONT ROAD											
R2/120	LKD	W4/120	20.89	10.82	10.07	48.20	10.88	10.01	47.92	-0.06	0.29
R2/120	LKD	W5/120	18.50	8.41	10.09	54.54	8.47	10.03	54.22	-0.06	0.32
R2/120	LKD	W6/120	17.38	7.44	9.94	57.19	7.48	9.90	56.96	-0.04	0.23
R2/121	RECEPTION	W4/121	36.00	25.90	10.10	28.06	25.99	10.01	27.81	-0.09	0.25
R2/121	RECEPTION	W5/121	34.76	24.68	10.08	29.00	24.77	9.99	28.74	-0.09	0.26
R2/121	RECEPTION	W6/121	31.84	22.03	9.81	30.81	22.11	9.73	30.56	-0.08	0.25
R2/122	BEDROOM	W2/122	35.55	25.80	9.75	27.43	25.88	9.67	27.20	-0.08	0.23
R2/123	BEDROOM	W4/123	34.40	25.93	8.47	24.62	25.93	8.47	24.62	0.00	0.00
R2/123	BEDROOM	W5/123	34.11	25.38	8.73	25.59	25.43	8.68	25.45	-0.05	0.15
R2/123	BEDROOM	W6/123	30.86	22.55	8.31	26.93	22.62	8.24	26.70	-0.07	0.23
16 ROSEMONT ROAD											
R3/130		W5/130	36.73	26.81	9.92	27.01	26.86	9.87	26.87	-0.05	0.14
R3/130		W6/130	36.62	26.81	9.81	26.79	26.87	9.75	26.62	-0.06	0.16
R3/130		W7/130	36.61	26.96	9.65	26.36	27.01	9.60	26.22	-0.05	0.14
R4/130		W8/130	0.77	0.77	0.00	0.00	0.77	0.00	0.00	0.00	0.00
R3/131		W5/131	37.42	27.79	9.63	25.73	27.84	9.58	25.60	-0.05	0.13
R3/131		W6/131	37.36	28.00	9.36	25.05	28.05	9.31	24.92	-0.05	0.13
R4/131		W7/131	19.49	16.55	2.94	15.08	16.55	2.94	15.08	0.00	0.00
R3/132		W5/132	37.98	28.72	9.26	24.38	28.77	9.21	24.25	-0.05	0.13
R3/132		W6/132	37.94	28.92	9.02	23.77	28.98	8.96	23.62	-0.06	0.16



DAYLIGHT Analysis

O2 Centre, Finchley, Camden, London

2024 Proposed Scheme vs 2022 Proposed Scheme 06-01-25 Phase 1 and Consented Phase 2,3

DAYLIGHT

Room	Room Use	Window	Existing VSC	Proposed VSC	Loss	%Loss	Proposed VSC	Loss	%Loss	2024 Proposed VSC vs 2022 Proposed VSC	2024 Proposed VSC vs 2022 Proposed VSC (% Loss)
R4/132		W7/132	20.51	17.51	3.00	14.63	17.51	3.00	14.63	0.00	0.00
R3/133		W5/133	37.42	28.69	8.73	23.33	28.74	8.68	23.20	-0.05	0.13
R3/133		W6/133	37.22	28.72	8.50	22.84	28.77	8.45	22.70	-0.05	0.13
14 ROSEMONT ROAD											
R1/141	BEDROOM	W1/141	31.20	26.17	5.03	16.12	26.17	5.03	16.12	0.00	0.00
R2/141	DINING	W2/141	34.91	28.79	6.12	17.53	28.79	6.12	17.53	0.00	0.00
R3/141	BEDROOM	W3/141	36.44	29.93	6.51	17.86	29.93	6.51	17.86	0.00	0.00
R5/141	LK	W4/141	62.26	59.60	2.66	4.27	59.60	2.66	4.27	0.00	0.00
R5/141	LK	W5/141	71.56	67.54	4.02	5.62	67.54	4.02	5.62	0.00	0.00
R5/141	LK	W7/141	29.25	29.25	0.00	0.00	29.25	0.00	0.00	0.00	0.00
R5/141	LK	W8/141	29.23	29.23	0.00	0.00	29.23	0.00	0.00	0.00	0.00
R5/141	LK	W9/141	29.12	29.12	0.00	0.00	29.12	0.00	0.00	0.00	0.00
12 ROSEMONT ROAD											
R1/150	LIVINGROOM	W1/150	35.66	28.86	6.80	19.07	28.86	6.80	19.07	0.00	0.00
R1/150	LIVINGROOM	W2/150	35.58	28.84	6.74	18.94	28.84	6.74	18.94	0.00	0.00
R1/150	LIVINGROOM	W4/150	24.30	24.30	0.00	0.00	24.30	0.00	0.00	0.00	0.00
R1/150	LIVINGROOM	W5/150	24.33	24.33	0.00	0.00	24.33	0.00	0.00	0.00	0.00
R1/150	LIVINGROOM	W6/150	24.33	24.33	0.00	0.00	24.33	0.00	0.00	0.00	0.00
R1/150	LIVINGROOM	W7/150	24.34	24.34	0.00	0.00	24.34	0.00	0.00	0.00	0.00
R2/150	HOBBYROOM	W3/150	35.31	28.90	6.41	18.15	28.91	6.40	18.13	-0.01	0.03
R1/151	BEDROOM	W1/151	36.85	30.28	6.57	17.83	30.28	6.57	17.83	0.00	0.00
R3/151	CONSERVATORY	W3/151	37.05	30.49	6.56	17.71	30.50	6.55	17.68	-0.01	0.03
R3/151	CONSERVATORY	W4/151	37.07	30.80	6.27	16.91	30.81	6.26	16.89	-0.01	0.03
R3/151	CONSERVATORY	W5/151	37.09	30.66	6.43	17.34	30.67	6.42	17.31	-0.01	0.03
R3/151	CONSERVATORY	W6/151	37.12	30.77	6.35	17.11	30.79	6.33	17.05	-0.02	0.05
R3/151	CONSERVATORY	W7/151	76.44	71.26	5.18	6.78	71.26	5.18	6.78	0.00	0.00
R3/151	CONSERVATORY	W8/151	78.45	73.51	4.94	6.30	73.52	4.93	6.28	-0.01	0.01
R3/151	CONSERVATORY	W9/151	77.80	73.04	4.76	6.12	73.06	4.74	6.09	-0.02	0.03
R3/151	CONSERVATORY	W10/151	77.07	72.02	5.05	6.55	72.02	5.05	6.55	0.00	0.00
R3/151	CONSERVATORY	W11/151	74.73	69.63	5.10	6.82	69.64	5.09	6.81	-0.01	0.01
R3/151	CONSERVATORY	W12/151	63.12	57.94	5.18	8.21	57.96	5.16	8.17	-0.02	0.03
R3/151	CONSERVATORY	W13/151	73.93	69.06	4.87	6.59	69.08	4.85	6.56	-0.02	0.03
R3/151	CONSERVATORY	W14/151	72.75	67.82	4.93	6.78	67.85	4.90	6.74	-0.03	0.04
R1/152	BEDROOM	W1/152	35.24	30.21	5.03	14.27	30.21	5.03	14.27	0.00	0.00
R1/152	BEDROOM	W2/152	35.54	29.79	5.75	16.18	29.79	5.75	16.18	0.00	0.00
R1/152	BEDROOM	W5/152	35.62	35.62	0.00	0.00	35.62	0.00	0.00	0.00	0.00
10 ROSEMONT ROAD											
R3/160	STUDY	W3/160	35.71	29.65	6.06	16.97	29.67	6.04	16.91	-0.02	0.06
R1/161	DINING	W1/161	37.34	31.28	6.06	16.23	31.30	6.04	16.18	-0.02	0.05
R1/161	DINING	W2/161	37.22	31.20	6.02	16.17	31.22	6.00	16.12	-0.02	0.05
R1/161	DINING	W3/161	37.21	31.33	5.88	15.80	31.35	5.86	15.75	-0.02	0.05
R1/161	DINING	W4/161	37.17	31.29	5.88	15.82	31.32	5.85	15.74	-0.03	0.08
R1/161	DINING	W5/161	37.16	31.35	5.81	15.64	31.37	5.79	15.58	-0.02	0.05
R1/162	BEDROOM	W1/162	25.71	24.08	1.63	6.34	24.08	1.63	6.34	0.00	0.00
R1/162	BEDROOM	W2/162	25.31	22.53	2.78	10.98	22.53	2.78	10.98	0.00	0.00
R1/162	BEDROOM	W3/162	36.16	30.82	5.34	14.77	30.82	5.34	14.77	0.00	0.00
R1/162	BEDROOM	W4/162	23.91	19.88	4.03	16.85	19.88	4.03	16.85	0.00	0.00
R1/162	BEDROOM	W13/162	36.13	36.13	0.00	0.00	36.13	0.00	0.00	0.00	0.00
R1/162	BEDROOM	W14/162	36.03	36.03	0.00	0.00	36.03	0.00	0.00	0.00	0.00
8 ROSEMONT ROAD											
R1/170	BEDROOM	W1/170	36.07	30.15	5.92	16.41	30.16	5.91	16.38	-0.01	0.03
R1/170	BEDROOM	W2/170	35.60	29.89	5.71	16.04	29.90	5.70	16.01	-0.01	0.03
R1/171	LD_TRUNCATED	W1/171	37.19	31.37	5.82	15.65	31.39	5.80	15.60	-0.02	0.05
R1/171	LD_TRUNCATED	W2/171	17.94	15.46	2.48	13.82	15.46	2.48	13.82	0.00	0.00
R1/171	LD_TRUNCATED	W3/171	23.65	18.77	4.88	20.63	18.77	4.88	20.63	0.00	0.00
R1/171	LD_TRUNCATED	W4/171	24.01	18.55	5.46	22.74	18.55	5.46	22.74	0.00	0.00
R1/171	LD_TRUNCATED	W5/171	19.02	13.63	5.39	28.34	13.64	5.38	28.29	-0.01	0.05
R1/171	LD_TRUNCATED	W6/171	36.93	31.49	5.44	14.73	31.50	5.43	14.70	-0.01	0.03
R1/172	BEDROOM	W1/172	31.19	28.90	2.29	7.34	28.90	2.29	7.34	0.00	0.00
R1/172	BEDROOM	W2/172	33.84	30.72	3.12	9.22	30.72	3.12	9.22	0.00	0.00
R1/172	BEDROOM	W3/172	37.54	32.41	5.13	13.67	32.42	5.12	13.64	-0.01	0.03
R1/172	BEDROOM	W12/172	36.29	36.29	0.00	0.00	36.29	0.00	0.00	0.00	0.00
R3/172	BEDROOM	W7/172	33.94	29.97	3.97	11.70	29.99	3.95	11.64	-0.02	0.06
R3/172	BEDROOM	W8/172	30.42	26.69	3.73	12.26	26.71	3.71	12.20	-0.02	0.07
R3/172	BEDROOM	W9/172	37.46	32.55	4.91	13.11	32.56	4.90	13.08	-0.01	0.03
6 ROSEMONT ROAD											
R1/181	KITCHEN	W1/181	21.33	19.96	1.37	6.42	19.96	1.37	6.42	0.00	0.00
R1/181	KITCHEN	W2/181	28.44	25.89	2.55	8.97	25.89	2.55	8.97	0.00	0.00
R1/181	KITCHEN	W3/181	32.04	28.28	3.76	11.74	28.28	3.76	11.74	0.00	0.00
R1/181	KITCHEN	W4/181	30.87	26.38	4.49	14.54	26.38	4.49	14.54	0.00	0.00
4 ROSEMONT ROAD											



DAYLIGHT Analysis

O2 Centre, Finchley, Camden, London
2024 Proposed Scheme vs 2022 Proposed Scheme 06-01-25 Phase 1 and Consented Phase 2,3

DAYLIGHT

Room	Room Use	Window	Existing VSC	Proposed VSC	Loss	%Loss	Proposed VSC	Loss	%Loss	2024 Proposed VSC vs 2022 Proposed VSC	2024 Proposed VSC vs 2022 Proposed VSC (% Loss)
R1/191		W1/191	31.52	29.49	2.03	6.44	29.49	2.03	6.44	0.00	0.00
R1/191		W2/191	32.98	30.09	2.89	8.76	30.09	2.89	8.76	0.00	0.00
R1/191		W6/191	30.63	30.63	0.00	0.00	30.63	0.00	0.00	0.00	0.00
R2/191		W3/191	34.54	30.17	4.37	12.65	30.17	4.37	12.65	0.00	0.00
R2/191		W4/191	30.55	30.55	0.00	0.00	30.55	0.00	0.00	0.00	0.00
R2/191		W5/191	30.62	30.62	0.00	0.00	30.62	0.00	0.00	0.00	0.00
2 ROSEMONT ROAD											
R1/200		W1/200	26.83	22.00	4.83	18.00	22.02	4.81	17.93	-0.02	0.07
R1/201		W1/201	33.55	28.89	4.66	13.89	28.90	4.65	13.86	-0.01	0.03
R1/201		W2/201	30.50	25.88	4.62	15.15	25.89	4.61	15.11	-0.01	0.03
R1/205		W1/205	23.19	18.63	4.56	19.66	18.64	4.55	19.62	-0.01	0.04
R1/206		W1/206	29.15	24.47	4.68	16.05	24.48	4.67	16.02	-0.01	0.03
R1/206		W2/206	27.95	23.22	4.73	16.92	23.24	4.71	16.85	-0.02	0.07
R1/206		W3/206	12.04	9.08	2.96	24.58	9.15	2.89	24.00	-0.07	0.58
6-8 Frognal Parade, 1-6 Warwick House											
R1/1001		W1/1001	36.33	30.47	5.86	16.13	30.50	5.83	16.05	-0.03	0.08
R1/1001		W2/1001	36.45	30.45	6.00	16.46	30.48	5.97	16.38	-0.03	0.08
R2/1001		W3/1001	36.54	30.38	6.16	16.86	30.40	6.14	16.80	-0.02	0.05
R2/1001		W4/1001	36.59	30.30	6.29	17.19	30.32	6.27	17.14	-0.02	0.05
R1/1002		W1/1002	37.45	31.76	5.69	15.19	31.79	5.66	15.11	-0.03	0.08
R1/1002		W2/1002	37.51	31.68	5.83	15.54	31.70	5.81	15.49	-0.02	0.05
R2/1002		W3/1002	37.56	31.57	5.99	15.95	31.59	5.97	15.89	-0.02	0.05
R2/1002		W4/1002	37.57	31.46	6.11	16.26	31.48	6.09	16.21	-0.02	0.05
R1/1003		W1/1003	38.44	32.96	5.48	14.26	32.98	5.46	14.20	-0.02	0.05
R1/1003		W2/1003	38.42	32.81	5.61	14.60	32.84	5.58	14.52	-0.03	0.08
R2/1003		W3/1003	38.42	32.66	5.76	14.99	32.68	5.74	14.94	-0.02	0.05
R2/1003		W4/1003	38.39	32.50	5.89	15.34	32.53	5.86	15.26	-0.03	0.08
1-5 Frognal Parade, 1-4 Midland Court											
R1/1011		W1/1011	36.21	29.83	6.38	17.62	29.85	6.36	17.56	-0.02	0.06
R1/1011		W2/1011	36.20	29.72	6.48	17.90	29.75	6.45	17.82	-0.03	0.08
R2/1011		W3/1011	36.16	29.56	6.60	18.25	29.58	6.58	18.20	-0.02	0.06
R2/1011		W4/1011	36.11	29.41	6.70	18.55	29.43	6.68	18.50	-0.02	0.06
R3/1011		W5/1011	36.00	29.02	6.98	19.39	29.03	6.97	19.36	-0.01	0.03
R3/1011		W6/1011	35.90	28.85	7.05	19.64	28.86	7.04	19.61	-0.01	0.03
R4/1011		W7/1011	35.81	28.64	7.17	20.02	28.66	7.15	19.97	-0.02	0.06
R4/1011		W8/1011	23.47	20.25	3.22	13.72	20.20	3.22	13.75	0.05	-0.03
R1/1012		W1/1012	37.21	30.94	6.27	16.85	30.96	6.25	16.80	-0.02	0.05
R1/1012		W2/1012	37.20	30.82	6.38	17.15	30.85	6.35	17.07	-0.03	0.08
R2/1012		W3/1012	37.17	30.66	6.51	17.51	30.68	6.49	17.46	-0.02	0.05
R2/1012		W4/1012	37.14	30.51	6.63	17.85	30.53	6.61	17.80	-0.02	0.05
R3/1012		W5/1012	37.08	30.13	6.95	18.74	30.14	6.94	18.72	-0.01	0.03
R3/1012		W6/1012	37.01	29.98	7.03	18.99	30.00	7.01	18.94	-0.02	0.05
R4/1012		W7/1012	36.96	29.80	7.16	19.37	29.81	7.15	19.35	-0.01	0.03
R4/1012		W8/1012	26.12	22.92	3.20	12.25	22.91	3.20	12.26	0.01	0.00
Holiday Inn, 152-156 Finchley Road											
R1/1021	BEDROOM	W1/1021	32.83	25.38	7.45	22.69	25.38	7.45	22.69	0.00	0.00
R2/1021	BEDROOM	W2/1021	32.49	25.03	7.46	22.96	25.03	7.46	22.96	0.00	0.00
R3/1021	BEDROOM	W3/1021	32.30	24.69	7.61	23.56	24.69	7.61	23.56	0.00	0.00
R4/1021	BEDROOM	W4/1021	31.96	24.07	7.89	24.69	24.07	7.89	24.69	0.00	0.00
R5/1021	BEDROOM	W5/1021	31.74	23.61	8.13	25.61	23.61	8.13	25.61	0.00	0.00
R6/1021	BEDROOM	W6/1021	31.41	22.91	8.50	27.06	22.91	8.50	27.06	0.00	0.00
R7/1021	BEDROOM	W7/1021	30.82	22.47	8.35	27.09	22.47	8.35	27.09	0.00	0.00
R1/1022	BEDROOM	W1/1022	34.16	26.53	7.63	22.34	26.54	7.62	22.31	-0.01	0.03
R2/1022	BEDROOM	W2/1022	33.90	26.21	7.69	22.68	26.21	7.69	22.68	0.00	0.00
R3/1022	BEDROOM	W3/1022	33.78	25.91	7.87	23.30	25.91	7.87	23.30	0.00	0.00
R4/1022	BEDROOM	W4/1022	33.52	25.35	8.17	24.37	25.35	8.17	24.37	0.00	0.00
R5/1022	BEDROOM	W5/1022	33.37	24.94	8.43	25.26	24.94	8.43	25.26	0.00	0.00
R6/1022	BEDROOM	W6/1022	33.16	24.33	8.83	26.63	24.33	8.83	26.63	0.00	0.00



DAYLIGHT Analysis

O2 Centre, Finchley, Camden, London
2024 Proposed Scheme vs 2022 Proposed Scheme 06-01-25 Phase 1 and Consented Phase 2,3

DAYLIGHT

Room	Room Use	Window	Existing VSC	Proposed VSC	Loss	%Loss	Proposed VSC	Loss	%Loss	2024 Proposed VSC vs 2022 Proposed VSC	2024 Proposed VSC vs 2022 Proposed VSC (% Loss)
R7/1022	BEDROOM	W7/1022	33.03	24.16	8.87	26.85	24.16	8.87	26.85	0.00	0.00
R1/1023	BEDROOM	W1/1023	33.47	25.73	7.74	23.13	25.74	7.73	23.10	-0.01	0.03
R2/1023	BEDROOM	W2/1023	33.31	25.46	7.85	23.57	25.46	7.85	23.57	0.00	0.00
R3/1023	BEDROOM	W3/1023	33.25	25.21	8.04	24.18	25.21	8.04	24.18	0.00	0.00
R4/1023	BEDROOM	W4/1023	33.07	24.71	8.36	25.28	24.71	8.36	25.28	0.00	0.00
R5/1023	BEDROOM	W5/1023	32.99	24.35	8.64	26.19	24.35	8.64	26.19	0.00	0.00
R6/1023	BEDROOM	W6/1023	32.86	23.81	9.05	27.54	23.81	9.05	27.54	0.00	0.00
R7/1023	BEDROOM	W7/1023	32.79	23.67	9.12	27.81	23.67	9.12	27.81	0.00	0.00
R1/1024	BEDROOM	W1/1024	37.66	30.07	7.59	20.15	30.08	7.58	20.13	-0.01	0.03
R2/1024	BEDROOM	W2/1024	37.58	29.86	7.72	20.54	29.86	7.72	20.54	0.00	0.00
R3/1024	BEDROOM	W3/1024	37.56	29.64	7.92	21.09	29.64	7.92	21.09	0.00	0.00
R4/1024	BEDROOM	W4/1024	37.47	29.22	8.25	22.02	29.22	8.25	22.02	0.00	0.00
R5/1024	BEDROOM	W5/1024	37.43	28.89	8.54	22.82	28.89	8.54	22.82	0.00	0.00
R6/1024	BEDROOM	W6/1024	37.37	28.45	8.92	23.87	28.45	8.92	23.87	0.00	0.00
R7/1024	BEDROOM	W7/1024	37.34	28.32	9.02	24.16	28.32	9.02	24.16	0.00	0.00
R1/1025	BEDROOM	W1/1025	38.46	31.23	7.23	18.80	31.24	7.22	18.77	-0.01	0.03
R2/1025	BEDROOM	W2/1025	38.41	31.06	7.35	19.14	31.06	7.35	19.14	0.00	0.00
R3/1025	BEDROOM	W3/1025	38.41	30.88	7.53	19.60	30.88	7.53	19.60	0.00	0.00
R4/1025	BEDROOM	W4/1025	38.36	30.53	7.83	20.41	30.53	7.83	20.41	0.00	0.00
R5/1025	BEDROOM	W5/1025	38.34	30.26	8.08	21.07	30.26	8.08	21.07	0.00	0.00
R6/1025	BEDROOM	W6/1025	38.32	29.89	8.43	22.00	29.89	8.43	22.00	0.00	0.00
R7/1025	BEDROOM	W7/1025	38.31	29.78	8.53	22.27	29.78	8.53	22.27	0.00	0.00
R1/1026	BEDROOM	W1/1026	38.05	31.52	6.53	17.16	31.53	6.52	17.14	-0.01	0.03
R2/1026	BEDROOM	W2/1026	38.04	31.45	6.59	17.32	31.45	6.59	17.32	0.00	0.00
R3/1026	BEDROOM	W3/1026	38.03	31.27	6.76	17.78	31.27	6.76	17.78	0.00	0.00
R5/1026	BEDROOM	W4/1026	38.01	30.80	7.21	18.97	30.80	7.21	18.97	0.00	0.00
R6/1026	BEDROOM	W5/1026	37.98	30.55	7.43	19.56	30.55	7.43	19.56	0.00	0.00
R7/1026	BEDROOM	W6/1026	37.96	30.48	7.48	19.70	30.48	7.48	19.70	0.00	0.00
150 Finchley Road											
R1/1041		W1/1041	31.41	24.13	7.28	23.18	24.13	7.28	23.18	0.00	0.00
R1/1041		W2/1041	32.79	23.80	8.99	27.42	23.80	8.99	27.42	0.00	0.00
R1/1041		W3/1041	29.73	22.81	6.92	23.28	22.81	6.92	23.28	0.00	0.00
R1/1042		W1/1042	33.91	26.30	7.61	22.44	26.30	7.61	22.44	0.00	0.00
R1/1042		W2/1042	35.81	26.28	9.53	26.61	26.28	9.53	26.61	0.00	0.00
R1/1042		W3/1042	32.88	25.43	7.45	22.66	25.43	7.45	22.66	0.00	0.00
R1/1043		W1/1043	37.61	28.61	9.00	23.93	28.61	9.00	23.93	0.00	0.00
R1/1043		W2/1043	37.61	28.60	9.01	23.96	28.60	9.01	23.96	0.00	0.00
R2/1043		W3/1043	37.55	28.56	8.99	23.94	28.56	8.99	23.94	0.00	0.00
R1/1044		W1/1044	38.48	30.16	8.32	21.62	30.16	8.32	21.62	0.00	0.00
R2/1044		W2/1044	34.05	26.66	7.39	21.70	26.66	7.39	21.70	0.00	0.00
R2/1044		W3/1044	94.46	93.51	0.95	1.01	93.51	0.95	1.01	0.00	0.00
R1/1046		W1/1046	33.71	24.62	9.09	26.97	24.62	9.09	26.97	0.00	0.00
R1/1047		W1/1047	36.07	26.78	9.29	25.76	26.78	9.29	25.76	0.00	0.00
148 Finchley Road											
R1/1051		W1/1051	32.42	23.79	8.63	26.62	23.79	8.63	26.62	0.00	0.00
R1/1052		W1/1052	35.51	26.37	9.14	25.74	26.37	9.14	25.74	0.00	0.00
R1/1052		W2/1052	35.55	26.48	9.07	25.51	26.48	9.07	25.51	0.00	0.00
R1/1053		W1/1053	37.29	28.32	8.97	24.05	28.32	8.97	24.05	0.00	0.00
R1/1053		W2/1053	37.28	28.38	8.90	23.87	28.38	8.90	23.87	0.00	0.00
R2/1053		W3/1053	37.45	28.67	8.78	23.44	28.67	8.78	23.44	0.00	0.00
R1/1054		W1/1054	38.45	30.27	8.18	21.27	30.27	8.18	21.27	0.00	0.00
R1/1054		W2/1054	38.10	30.19	7.91	20.76	30.19	7.91	20.76	0.00	0.00



DAYLIGHT Analysis

O2 Centre, Finchley, Camden, London

2024 Proposed Scheme vs 2022 Proposed Scheme 06-01-25 Phase 1 and Consented Phase 2,3

DAYLIGHT

Room	Room Use	Window	Existing VSC	Proposed VSC	Loss	%Loss	Proposed VSC	Loss	%Loss	2024 Proposed VSC vs 2022 Proposed VSC	2024 Proposed VSC vs 2022 Proposed VSC (% Loss)
R2/1054		W3/1054	35.51	27.96	7.55	21.26	27.96	7.55	21.26	0.00	0.00
R2/1054		W4/1054	94.76	93.80	0.96	1.01	93.80	0.96	1.01	0.00	0.00
R1/1056		W1/1056	34.43	25.67	8.76	25.44	25.67	8.76	25.44	0.00	0.00
R1/1057		W1/1057	36.36	27.34	9.02	24.81	27.34	9.02	24.81	0.00	0.00
146 Finchley Road											
R1/1061		W1/1061	32.22	23.98	8.24	25.57	23.98	8.24	25.57	0.00	0.00
R1/1062		W1/1062	35.42	26.56	8.86	25.01	26.56	8.86	25.01	0.00	0.00
R1/1062		W2/1062	35.42	26.66	8.76	24.73	26.66	8.76	24.73	0.00	0.00
R1/1063		W1/1063	37.19	28.43	8.76	23.55	28.43	8.76	23.55	0.00	0.00
R1/1063		W2/1063	37.21	28.54	8.67	23.30	28.54	8.67	23.30	0.00	0.00
R2/1063		W3/1063	37.39	28.87	8.52	22.79	28.87	8.52	22.79	0.00	0.00
R1/1064		W1/1064	38.43	30.48	7.95	20.69	30.48	7.95	20.69	0.00	0.00
R1/1064		W2/1064	38.07	30.39	7.68	20.17	30.39	7.68	20.17	0.00	0.00
R2/1064		W3/1064	35.53	28.27	7.26	20.43	28.27	7.26	20.43	0.00	0.00
R2/1064		W4/1064	92.98	91.98	1.00	1.08	91.98	1.00	1.08	0.00	0.00
R1/1066		W1/1066	34.25	25.82	8.43	24.61	25.82	8.43	24.61	0.00	0.00
R1/1067		W1/1067	36.21	27.51	8.70	24.03	27.51	8.70	24.03	0.00	0.00
144 Finchley Road											
R1/1071		W1/1071	31.96	24.19	7.77	24.31	24.19	7.77	24.31	0.00	0.00
R1/1072		W1/1072	35.26	26.89	8.37	23.74	26.89	8.37	23.74	0.00	0.00
R1/1072		W2/1072	35.23	26.98	8.25	23.42	26.98	8.25	23.42	0.00	0.00
R1/1073		W1/1073	37.14	28.78	8.36	22.51	28.78	8.36	22.51	0.00	0.00
R1/1073		W2/1073	37.13	28.88	8.25	22.22	28.88	8.25	22.22	0.00	0.00
R2/1073		W3/1073	37.34	29.30	8.04	21.53	29.30	8.04	21.53	0.00	0.00
R1/1074		W1/1074	38.42	30.80	7.62	19.83	30.80	7.62	19.83	0.00	0.00
R1/1074		W2/1074	38.06	30.71	7.35	19.31	30.71	7.35	19.31	0.00	0.00
R2/1074		W3/1074	34.90	28.17	6.73	19.28	28.17	6.73	19.28	0.00	0.00
R2/1074		W4/1074	94.39	93.42	0.97	1.03	93.42	0.97	1.03	0.00	0.00
R1/1076		W1/1076	34.03	26.20	7.83	23.01	26.20	7.83	23.01	0.00	0.00
R1/1077		W1/1077	36.05	27.92	8.13	22.55	27.92	8.13	22.55	0.00	0.00
142 Finchley Road											
R1/1081		W1/1081	31.71	24.71	7.00	22.08	24.71	7.00	22.08	0.00	0.00
R1/1082		W1/1082	35.06	27.30	7.76	22.13	27.30	7.76	22.13	0.00	0.00
R1/1082		W2/1082	35.00	27.42	7.58	21.66	27.42	7.58	21.66	0.00	0.00
R1/1082		W3/1082	34.94	27.45	7.49	21.44	27.45	7.49	21.44	0.00	0.00
R1/1083		W1/1083	37.25	29.48	7.77	20.86	29.48	7.77	20.86	0.00	0.00
R1/1083		W2/1083	37.22	29.63	7.59	20.39	29.63	7.59	20.39	0.00	0.00
R2/1083		W3/1083	36.36	29.12	7.24	19.91	29.12	7.24	19.91	0.00	0.00
R1/1084		W1/1084	38.51	31.41	7.10	18.44	31.41	7.10	18.44	0.00	0.00
R2/1084		W2/1084	35.06	28.99	6.07	17.31	28.99	6.07	17.31	0.00	0.00
R2/1084		W3/1084	91.06	90.15	0.91	1.00	90.15	0.91	1.00	0.00	0.00
R1/1086		W1/1086	32.88	25.93	6.95	21.14	25.93	6.95	21.14	0.00	0.00
R1/1087		W1/1087	35.22	27.97	7.25	20.58	27.97	7.25	20.58	0.00	0.00
140 Finchley Road											
R1/1091		W1/1091	29.76	23.24	6.52	21.91	23.24	6.52	21.91	0.00	0.00
R1/1091		W2/1091	31.47	25.36	6.11	19.42	25.36	6.11	19.42	0.00	0.00
R1/1091		W3/1091	28.74	25.38	3.36	11.69	25.38	3.36	11.69	0.00	0.00
R1/1092		W1/1092	32.71	25.67	7.04	21.52	25.67	7.04	21.52	0.00	0.00
R1/1092		W2/1092	34.85	28.03	6.82	19.57	28.03	6.82	19.57	0.00	0.00
R1/1092		W3/1092	32.14	28.18	3.96	12.32	28.18	3.96	12.32	0.00	0.00
R1/1093		W1/1093	37.14	30.18	6.96	18.74	30.18	6.96	18.74	0.00	0.00
R1/1093		W2/1093	37.14	30.38	6.76	18.20	30.38	6.76	18.20	0.00	0.00
R2/1093		W3/1093	35.40	29.08	6.32	17.85	29.08	6.32	17.85	0.00	0.00
R1/1094		W1/1094	38.38	31.96	6.42	16.73	31.96	6.42	16.73	0.00	0.00
R2/1094		W2/1094	35.59	30.59	5.00	14.05	30.59	5.00	14.05	0.00	0.00
R1/1096		W1/1096	31.96	26.00	5.96	18.65	26.00	5.96	18.65	0.00	0.00



DAYLIGHT Analysis

O2 Centre, Finchley, Camden, London

2024 Proposed Scheme vs 2022 Proposed Scheme 06-01-25 Phase 1 and Consented Phase 2,3

DAYLIGHT

Room	Room Use	Window	Existing VSC	Proposed VSC	Loss	%Loss	Proposed VSC	Loss	%Loss	2024 Proposed VSC vs 2022 Proposed VSC	2024 Proposed VSC vs 2022 Proposed VSC (% Loss)
R1/1097		W1/1097	34.37	28.10	6.27	18.24	28.10	6.27	18.24	0.00	0.00
138 Finchley Road											
R3/1101		W4/1101	29.08	23.58	5.50	18.91	23.58	5.50	18.91	0.00	0.00
R3/1101		W5/1101	31.43	26.80	4.63	14.73	26.80	4.63	14.73	0.00	0.00
R3/1101		W6/1101	28.83	26.72	2.11	7.32	26.72	2.11	7.32	0.00	0.00
R3/1102		W1/1102	32.39	26.38	6.01	18.56	26.38	6.01	18.56	0.00	0.00
R3/1102		W2/1102	34.81	29.49	5.32	15.28	29.49	5.32	15.28	0.00	0.00
R3/1102		W3/1102	32.01	29.32	2.69	8.40	29.32	2.69	8.40	0.00	0.00
R1/1103		W1/1103	35.41	29.47	5.94	16.77	29.47	5.94	16.77	0.00	0.00
R3/1103		W2/1103	37.12	31.51	5.61	15.11	31.51	5.61	15.11	0.00	0.00
R3/1103		W3/1103	37.11	31.71	5.40	14.55	31.71	5.40	14.55	0.00	0.00
R1/1104		W1/1104	34.63	29.37	5.26	15.19	29.37	5.26	15.19	0.00	0.00
R1/1104		W3/1104	92.03	92.03	0.00	0.00	92.03	0.00	0.00	0.00	0.00
R2/1104		W2/1104	38.50	33.29	5.21	13.53	33.29	5.21	13.53	0.00	0.00
R1/1106		W1/1106	32.00	26.44	5.56	17.38	26.44	5.56	17.38	0.00	0.00
R1/1107		W1/1107	34.40	28.53	5.87	17.06	28.53	5.87	17.06	0.00	0.00
136 Finchley Road											
R3/1111		W4/1111	31.24	27.51	3.73	11.94	27.51	3.73	11.94	0.00	0.00
R3/1111		W5/1111	31.25	27.74	3.51	11.23	27.74	3.51	11.23	0.00	0.00
R3/1112		W1/1112	34.70	30.33	4.37	12.59	30.33	4.37	12.59	0.00	0.00
R3/1112		W2/1112	34.73	30.47	4.26	12.27	30.47	4.26	12.27	0.00	0.00
R3/1112		W3/1112	34.75	30.60	4.15	11.94	30.60	4.15	11.94	0.00	0.00
R1/1113		W1/1113	34.46	29.50	4.96	14.39	29.50	4.96	14.39	0.00	0.00
R3/1113		W2/1113	36.59	31.97	4.62	12.63	31.97	4.62	12.63	0.00	0.00
R3/1113		W3/1113	36.63	32.22	4.41	12.04	32.22	4.41	12.04	0.00	0.00
R1/1114		W1/1114	32.79	29.61	3.18	9.70	29.61	3.18	9.70	0.00	0.00
R1/1114		W4/1114	92.73	92.73	0.00	0.00	92.73	0.00	0.00	0.00	0.00
R2/1114		W2/1114	38.64	34.30	4.34	11.23	34.30	4.34	11.23	0.00	0.00
R2/1114		W3/1114	38.39	34.27	4.12	10.73	34.27	4.12	10.73	0.00	0.00
R1/1116		W1/1116	31.30	26.76	4.54	14.50	26.76	4.54	14.50	0.00	0.00
R1/1117		W1/1117	33.42	28.58	4.84	14.48	28.58	4.84	14.48	0.00	0.00
134 Finchley Road											
R3/1121	LKD	W4/1121	31.07	28.62	2.45	7.89	28.62	2.45	7.89	0.00	0.00
R1/1122	LKD	W1/1122	34.61	31.29	3.32	9.59	31.30	3.31	9.56	-0.01	0.03
R1/1122	LKD	W2/1122	34.59	31.51	3.08	8.90	31.52	3.07	8.88	-0.01	0.03
R1/1123	BEDROOM	W1/1123	34.50	30.62	3.88	11.25	30.62	3.88	11.25	0.00	0.00
R2/1123	BEDROOM	W2/1123	36.52	32.85	3.67	10.05	32.85	3.67	10.05	0.00	0.00
R2/1123	BEDROOM	W3/1123	36.52	33.05	3.47	9.50	33.06	3.46	9.47	-0.01	0.03
R1/1124	BEDROOM	W1/1124	32.58	30.24	2.34	7.18	30.24	2.34	7.18	0.00	0.00
R2/1124	BEDROOM	W2/1124	38.62	35.04	3.58	9.27	35.05	3.57	9.24	-0.01	0.03
R2/1124	BEDROOM	W3/1124	38.38	34.98	3.40	8.86	34.99	3.39	8.83	-0.01	0.03
R1/1126	BEDROOM	W1/1126	31.57	28.24	3.33	10.55	28.24	3.33	10.55	0.00	0.00
R1/1127	BEDROOM	W1/1127	33.53	29.85	3.68	10.98	29.85	3.68	10.98	0.00	0.00
132 Finchley Road											
R3/1131	LD	W4/1131	28.76	25.91	2.85	9.91	25.91	2.85	9.91	0.00	0.00
R3/1131	LD	W5/1131	30.84	29.40	1.44	4.67	29.41	1.43	4.64	-0.01	0.03
R3/1131	LD	W6/1131	29.49	29.93	-0.44	-1.49	29.94	-0.45	-1.53	-0.01	0.03
R5/1131	BEDROOM	W8/1131	28.45	29.20	-0.75	-2.64	29.20	-0.75	-2.64	0.00	0.00
R1/1132	LD	W1/1132	31.85	28.37	3.48	10.93	28.38	3.47	10.89	-0.01	0.03
R1/1132	LD	W2/1132	34.32	31.95	2.37	6.91	31.96	2.36	6.88	-0.01	0.03
R1/1132	LD	W3/1132	32.92	32.48	0.44	1.34	32.49	0.43	1.31	-0.01	0.03
R2/1132	BEDROOM	W4/1132	32.29	32.76	-0.47	-1.46	32.76	-0.47	-1.46	0.00	0.00
R2/1133	BEDROOM	W2/1133	36.78	33.84	2.94	7.99	33.85	2.93	7.97	-0.01	0.03
R2/1133	BEDROOM	W3/1133	36.82	33.97	2.85	7.74	33.99	2.83	7.69	-0.02	0.05
R3/1133	BEDROOM	W4/1133	34.96	35.13	-0.17	-0.49	35.13	-0.17	-0.49	0.00	0.00
R2/1134	BEDROOM	W2/1134	38.12	35.05	3.07	8.05	35.07	3.05	8.00	-0.02	0.05
R1/1136	BEDROOM	W1/1136	31.23	28.86	2.37	7.59	28.87	2.36	7.56	-0.01	0.03
R1/1137	KITCHEN	W1/1137	33.46	30.63	2.83	8.46	30.65	2.81	8.40	-0.02	0.06



DAYLIGHT Analysis
 O2 Centre, Finchley, Camden, London
 2024 Proposed Scheme vs 2022 Proposed Scheme 06-01-25 Phase 1 and Consented Phase 2,3

DAYLIGHT

Room	Room Use	Window	Existing VSC	Proposed VSC	Loss	%Loss	Proposed VSC	Loss	%Loss	2024 Proposed VSC vs 2022 Proposed VSC	2024 Proposed VSC vs 2022 Proposed VSC (% Loss)
17 CANFIELD PLACE											
R1/560		W1/560	25.69	21.70	3.99	15.53	21.70	3.99	15.53	0.00	0.00
R1/561		W1/561	20.23	17.04	3.19	15.77	17.04	3.19	15.77	0.00	0.00
R2/561		W2/561	18.85	15.02	3.83	20.32	15.02	3.83	20.32	0.00	0.00
R2/561		W3/561	20.82	16.79	4.03	19.36	16.79	4.03	19.36	0.00	0.00
R1/562		W1/562	32.34	28.50	3.84	11.87	28.50	3.84	11.87	0.00	0.00
R1/566		W1/566	19.01	16.55	2.46	12.94	16.55	2.46	12.94	0.00	0.00
19 CANFIELD PLACE											
R2/571	LIVINGROOM	W5/571	18.33	17.74	0.59	3.22	17.74	0.59	3.22	0.00	0.00
R2/571	LIVINGROOM	W6/571	19.63	19.65	-0.02	-0.10	19.65	-0.02	-0.10	0.00	0.00
R2/571	LIVINGROOM	W7/571	22.85	22.27	0.58	2.54	22.27	0.58	2.54	0.00	0.00
R2/572	LIVINGROOM	W3/572	32.14	31.43	0.71	2.21	31.43	0.71	2.21	0.00	0.00
21 CANFIELD PLACE											
R1/581		W1/581	61.09	57.89	3.20	5.24	57.89	3.20	5.24	0.00	0.00
R1/582		W1/582	26.91	22.53	4.38	16.28	22.58	4.33	16.09	-0.05	0.19
23 CANFIELD PLACE											
R1/590		W1/590	15.54	15.54	0.00	0.00	15.54	0.00	0.00	0.00	0.00
R2/590		W2/590	24.65	18.83	5.82	23.61	18.83	5.82	23.61	0.00	0.00
R1/591		W1/591	17.90	15.05	2.85	15.92	15.05	2.85	15.92	0.00	0.00
R2/591		W2/591	13.97	13.00	0.97	6.94	13.00	0.97	6.94	0.00	0.00
R2/591		W3/591	15.03	15.00	0.03	0.20	15.00	0.03	0.20	0.00	0.00
R2/591		W4/591	19.36	18.25	1.11	5.73	18.25	1.11	5.73	0.00	0.00
R1/592		W1/592	69.63	63.88	5.75	8.26	63.88	5.75	8.26	0.00	0.00
R2/592		W2/592	29.00	27.83	1.17	4.03	27.83	1.17	4.03	0.00	0.00
R3/592		W3/592	93.92	92.33	1.59	1.69	92.33	1.59	1.69	0.00	0.00
25 CANFIELD PLACE											
R1/600		W1/600	24.97	18.85	6.12	24.51	18.86	6.11	24.47	-0.01	0.04
R1/601	LIVINGROOM	W1/601	12.91	12.91	0.00	0.00	12.91	0.00	0.00	0.00	0.00
R1/601	LIVINGROOM	W2/601	23.94	19.87	4.07	17.00	19.89	4.05	16.92	-0.02	0.08
R1/601	LIVINGROOM	W3/601	14.39	14.29	0.10	0.69	14.29	0.10	0.69	0.00	0.00
R1/601	LIVINGROOM	W4/601	21.61	17.39	4.22	19.53	17.40	4.21	19.48	-0.01	0.05
R1/601	LIVINGROOM	W5/601	25.84	21.20	4.64	17.96	21.21	4.63	17.92	-0.01	0.04
R1/602	BEDROOM	W1/602	33.08	28.23	4.85	14.66	28.30	4.78	14.45	-0.07	0.21
27 CANFIELD PLACE											
R1/610		W1/610	26.17	19.50	6.67	25.49	19.50	6.67	25.49	0.00	0.00
R1/610		W2/610	27.18	19.98	7.20	26.49	19.98	7.20	26.49	0.00	0.00
R2/610		W3/610	14.03	11.66	2.37	16.89	11.66	2.37	16.89	0.00	0.00
R2/611	STUDY	W5/611	16.29	15.08	1.21	7.43	15.08	1.21	7.43	0.00	0.00
R2/611	STUDY	W6/611	19.09	17.73	1.36	7.12	17.73	1.36	7.12	0.00	0.00
R2/611	STUDY	W7/611	16.52	16.52	0.00	0.00	16.52	0.00	0.00	0.00	0.00
R2/611	STUDY	W8/611	21.91	20.55	1.36	6.21	20.55	1.36	6.21	0.00	0.00
R2/611	STUDY	W9/611	23.59	22.19	1.40	5.93	22.19	1.40	5.93	0.00	0.00
R1/612	KITCHEN	W1/612	70.68	63.43	7.25	10.26	63.43	7.25	10.26	0.00	0.00
R3/612	BEDROOM	W3/612	31.28	29.83	1.45	4.64	29.83	1.45	4.64	0.00	0.00
1-32 BROADFIELD											
R1/650		W1/650	30.94	25.60	5.34	17.26	25.83	5.11	16.52	-0.23	0.74
R6/650		W8/650	29.25	23.03	6.22	21.26	23.30	5.95	20.34	-0.27	0.92
R7/650		W9/650	29.43	22.98	6.45	21.92	23.28	6.15	20.90	-0.30	1.02
R10/650		W13/650	25.58	20.63	4.95	19.35	20.73	4.85	18.96	-0.10	0.39
R13/650		W14/650	27.98	21.42	6.56	23.45	21.84	6.14	21.94	-0.42	1.50
R16/650		W18/650	31.81	23.41	8.40	26.41	23.88	7.93	24.93	-0.47	1.48
R17/650		W19/650	32.07	23.72	8.35	26.04	24.20	7.87	24.54	-0.48	1.50
R22/650		W26/650	32.44	23.94	8.50	26.20	24.46	7.98	24.60	-0.52	1.60
R23/650		W27/650	32.55	23.93	8.62	26.48	24.47	8.08	24.82	-0.54	1.66



DAYLIGHT Analysis
 O2 Centre, Finchley, Camden, London
 2024 Proposed Scheme vs 2022 Proposed Scheme 06-01-25 Phase 1 and Consented Phase 2,3

DAYLIGHT

Room	Room Use	Window	Existing VSC	Proposed VSC	Loss	%Loss	Proposed VSC	Loss	%Loss	2024 Proposed VSC vs 2022 Proposed VSC	2024 Proposed VSC vs 2022 Proposed VSC (% Loss)
R28/650		W33/650	32.61	24.27	8.34	25.57	24.82	7.79	23.89	-0.55	1.69
R29/650		W34/650	32.48	24.09	8.39	25.83	24.66	7.82	24.08	-0.57	1.75
R32/650		W38/650	28.07	21.90	6.17	21.98	22.30	5.77	20.56	-0.40	1.43
R35/650		W39/650	28.25	22.28	5.97	21.13	22.82	5.43	19.22	-0.54	1.91
R38/650		W43/650	32.67	24.28	8.39	25.68	24.90	7.77	23.78	-0.62	1.90
R39/650		W44/650	32.70	24.38	8.32	25.44	25.01	7.69	23.52	-0.63	1.93
R44/650		W51/650	34.52	26.27	8.25	23.90	26.94	7.58	21.96	-0.67	1.94
R1/651		W1/651	31.98	25.27	6.71	20.98	25.49	6.49	20.29	-0.22	0.69
R2/651		W2/651	15.42	8.50	6.92	44.88	8.73	6.69	43.39	-0.23	1.49
R3/651		W3/651	12.34	5.17	7.17	58.10	5.41	6.93	56.16	-0.24	1.94
R4/651		W4/651	12.51	5.12	7.39	59.07	5.40	7.11	56.83	-0.28	2.24
R5/651		W5/651	12.86	5.12	7.74	60.19	5.43	7.43	57.78	-0.31	2.41
R6/651		W6/651	13.03	5.14	7.89	60.55	5.44	7.59	58.25	-0.30	2.30
R7/651		W7/651	12.95	5.08	7.87	60.77	5.39	7.56	58.38	-0.31	2.39
R8/651		W8/651	10.53	4.08	6.45	61.25	4.24	6.29	59.73	-0.16	1.52
R9/651		W9/651	11.57	4.95	6.62	57.22	5.33	6.24	53.93	-0.38	3.28
R10/651		W10/651	13.84	5.20	8.64	62.43	5.61	8.23	59.47	-0.41	2.96
R11/651		W11/651	14.05	5.36	8.69	61.85	5.81	8.24	58.65	-0.45	3.20
R12/651		W12/651	14.14	5.33	8.81	62.31	5.82	8.32	58.84	-0.49	3.47
R13/651		W13/651	14.25	5.60	8.65	60.70	6.08	8.17	57.33	-0.48	3.37
R14/651		W14/651	14.29	5.65	8.64	60.46	6.14	8.15	57.03	-0.49	3.43
R15/651		W15/651	14.33	5.59	8.74	60.99	6.11	8.22	57.36	-0.52	3.63
R16/651		W16/651	14.35	5.79	8.56	59.65	6.27	8.08	56.31	-0.48	3.34
R17/651		W17/651	14.40	5.84	8.56	59.44	6.36	8.04	55.83	-0.52	3.61
R18/651		W18/651	14.41	5.94	8.47	58.78	6.48	7.93	55.03	-0.54	3.75
R19/651		W19/651	14.43	6.02	8.41	58.28	6.57	7.86	54.47	-0.55	3.81
R20/651		W20/651	14.45	6.08	8.37	57.92	6.60	7.85	54.33	-0.52	3.60
R21/651		W21/651	14.44	6.05	8.39	58.10	6.61	7.83	54.22	-0.56	3.88
R22/651		W22/651	14.42	6.09	8.33	57.77	6.67	7.75	53.74	-0.58	4.02
R23/651		W23/651	14.19	5.94	8.25	58.14	6.52	7.67	54.05	-0.58	4.09
R24/651		W24/651	11.62	5.12	6.50	55.94	5.45	6.17	53.10	-0.33	2.84
R25/651		W25/651	11.75	5.62	6.13	52.17	6.25	5.50	46.81	-0.63	5.36
R26/651		W26/651	14.33	6.10	8.23	57.43	6.72	7.61	53.11	-0.62	4.33
R27/651		W27/651	14.51	6.20	8.31	57.27	6.84	7.67	52.86	-0.64	4.41
R28/651		W28/651	14.55	6.23	8.32	57.18	6.87	7.68	52.78	-0.64	4.40
R29/651		W29/651	14.55	6.34	8.21	56.43	6.97	7.58	52.10	-0.63	4.33
R30/651		W30/651	14.56	6.34	8.22	56.46	7.00	7.56	51.92	-0.66	4.53
R31/651		W31/651	17.49	9.30	8.19	46.83	9.96	7.53	43.05	-0.66	3.77
R32/651		W32/651	33.89	25.73	8.16	24.08	26.40	7.49	22.10	-0.67	1.98
R1/652		W1/652	35.66	28.00	7.66	21.48	28.22	7.44	20.86	-0.22	0.62
R6/652		W8/652	36.03	27.92	8.11	22.51	28.19	7.84	21.76	-0.27	0.75
R7/652		W9/652	36.06	27.84	8.22	22.80	28.12	7.94	22.02	-0.28	0.78
R10/652		W12/652	34.24	26.08	8.16	23.83	26.38	7.86	22.96	-0.30	0.88
R13/652		W17/652	34.68	26.11	8.57	24.71	26.52	8.16	23.53	-0.41	1.18
R16/652		W21/652	36.62	27.95	8.67	23.68	28.43	8.19	22.36	-0.48	1.31
R17/652		W22/652	36.77	28.30	8.47	23.04	28.78	7.99	21.73	-0.48	1.31
R22/652		W29/652	36.87	28.50	8.37	22.70	29.04	7.83	21.24	-0.54	1.46
R23/652		W30/652	36.90	28.51	8.39	22.74	29.05	7.85	21.27	-0.54	1.46



DAYLIGHT Analysis

O2 Centre, Finchley, Camden, London
2024 Proposed Scheme vs 2022 Proposed Scheme 06-01-25 Phase 1 and Consented Phase 2,3

DAYLIGHT

Room	Room Use	Window	Existing VSC	Proposed VSC	Loss	%Loss	Proposed VSC	Loss	%Loss	2024 Proposed VSC vs 2022 Proposed VSC	2024 Proposed VSC vs 2022 Proposed VSC (% Loss)
R28/652		W36/652	36.90	28.78	8.12	22.01	29.35	7.55	20.46	-0.57	1.54
R29/652		W37/652	36.80	28.65	8.15	22.15	29.18	7.62	20.71	-0.53	1.44
R32/652		W41/652	34.90	26.90	8.00	22.92	27.48	7.42	21.26	-0.58	1.66
R35/652		W46/652	35.01	27.05	7.96	22.74	27.61	7.40	21.14	-0.56	1.60
R38/652		W50/652	36.81	28.71	8.10	22.00	29.35	7.46	20.27	-0.64	1.74
R39/652		W51/652	36.85	28.85	8.00	21.71	29.50	7.35	19.95	-0.65	1.76
R44/652		W56/652	36.18	28.26	7.92	21.89	28.95	7.23	19.98	-0.69	1.91
R1/653		W1/653	27.39	19.26	8.13	29.68	19.49	7.90	28.84	-0.23	0.84
R2/653		W2/653	27.41	19.29	8.12	29.62	19.51	7.90	28.82	-0.22	0.80
R3/653		W3/653	27.43	19.32	8.11	29.57	19.57	7.86	28.65	-0.25	0.91
R4/653		W4/653	27.45	19.36	8.09	29.47	19.63	7.82	28.49	-0.27	0.98
R5/653		W5/653	27.44	19.25	8.19	29.85	19.54	7.90	28.79	-0.29	1.06
R6/653		W6/653	27.32	19.11	8.21	30.05	19.41	7.91	28.95	-0.30	1.10
R7/653		W7/653	26.54	18.43	8.11	30.56	18.74	7.80	29.39	-0.31	1.17
R8/653		W8/653	21.08	14.50	6.58	31.21	14.66	6.42	30.46	-0.16	0.76
R9/653		W9/653	21.70	15.39	6.31	29.08	15.78	5.92	27.28	-0.39	1.80
R10/653		W10/653	26.87	18.61	8.26	30.74	19.01	7.86	29.25	-0.40	1.49
R11/653		W11/653	27.51	19.25	8.26	30.03	19.69	7.82	28.43	-0.44	1.60
R12/653		W12/653	27.65	19.31	8.34	30.16	19.80	7.85	28.39	-0.49	1.77
R13/653		W13/653	27.72	19.56	8.16	29.44	20.08	7.64	27.56	-0.52	1.88
R14/653		W14/653	27.75	19.65	8.10	29.19	20.14	7.61	27.42	-0.49	1.77
R15/653		W15/653	27.78	19.59	8.19	29.48	20.11	7.67	27.61	-0.52	1.87
R16/653		W16/653	27.78	19.78	8.00	28.80	20.28	7.50	27.00	-0.50	1.80
R17/653		W17/653	27.81	19.89	7.92	28.48	20.41	7.40	26.61	-0.52	1.87
R18/653		W18/653	27.82	19.89	7.93	28.50	20.43	7.39	26.56	-0.54	1.94
R19/653		W19/653	27.83	19.96	7.87	28.28	20.51	7.32	26.30	-0.55	1.98
R20/653		W20/653	27.84	20.00	7.84	28.16	20.54	7.30	26.22	-0.54	1.94
R21/653		W21/653	27.78	19.92	7.86	28.29	20.49	7.29	26.24	-0.57	2.05
R22/653		W22/653	27.66	19.87	7.79	28.16	20.45	7.21	26.07	-0.58	2.10
R23/653		W23/653	26.96	19.24	7.72	28.64	19.83	7.13	26.45	-0.59	2.19
R24/653		W24/653	21.43	15.42	6.01	28.04	15.75	5.68	26.50	-0.33	1.54
R25/653		W25/653	21.71	15.91	5.80	26.72	16.59	5.12	23.58	-0.68	3.13
R26/653		W26/653	27.09	19.39	7.70	28.42	20.02	7.07	26.10	-0.63	2.33
R27/653		W27/653	27.73	19.96	7.77	28.02	20.60	7.13	25.71	-0.64	2.31
R28/653		W28/653	27.85	20.08	7.77	27.90	20.72	7.13	25.60	-0.64	2.30
R29/653		W29/653	27.89	20.20	7.69	27.57	20.84	7.05	25.28	-0.64	2.29
R30/653		W30/653	27.83	20.15	7.68	27.60	20.80	7.03	25.26	-0.65	2.34
R31/653		W31/653	27.76	20.09	7.67	27.63	20.75	7.01	25.25	-0.66	2.38
R32/653		W32/653	27.57	19.92	7.65	27.75	20.60	6.97	25.28	-0.68	2.47
33-76 BROADFIELD											
R1/670		W1/670	34.52	25.90	8.62	24.97	26.58	7.94	23.00	-0.68	1.97
R2/670		W2/670	15.81	7.12	8.69	54.97	7.89	7.92	50.09	-0.77	4.87
R3/670		W3/670	13.86	5.33	8.53	61.54	6.02	7.84	56.57	-0.69	4.98
R4/670		W4/670	13.00	4.41	8.59	66.08	5.17	7.83	60.23	-0.76	5.85
R5/670		W5/670	12.99	4.44	8.55	65.82	5.10	7.89	60.74	-0.66	5.08
R6/670		W6/670	13.64	5.10	8.54	62.61	5.80	7.84	57.48	-0.70	5.13
R9/670		W7/670	13.63	5.05	8.58	62.95	5.60	8.03	58.91	-0.55	4.04



DAYLIGHT Analysis

O2 Centre, Finchley, Camden, London

2024 Proposed Scheme vs 2022 Proposed Scheme 06-01-25 Phase 1 and Consented Phase 2,3

DAYLIGHT

Room	Room Use	Window	Existing VSC	Proposed VSC	Loss	%Loss	Proposed VSC	Loss	%Loss	2024 Proposed VSC vs 2022 Proposed VSC	2024 Proposed VSC vs 2022 Proposed VSC (% Loss)
R10/670		W8/670	12.94	4.29	8.65	66.85	4.90	8.04	62.13	-0.61	4.71
R11/670		W9/670	12.93	4.40	8.53	65.97	4.91	8.02	62.03	-0.51	3.94
R12/670		W10/670	13.62	4.97	8.65	63.51	5.57	8.05	59.10	-0.60	4.41
R13/670		W11/670	13.61	4.99	8.62	63.34	5.57	8.04	59.07	-0.58	4.26
R14/670		W12/670	12.89	4.40	8.49	65.87	4.85	8.04	62.37	-0.45	3.49
R15/670		W13/670	12.89	4.39	8.50	65.94	4.84	8.05	62.45	-0.45	3.49
R16/670		W14/670	13.56	5.05	8.51	62.76	5.50	8.06	59.44	-0.45	3.32
R17/670		W15/670	13.55	5.04	8.51	62.80	5.50	8.05	59.41	-0.46	3.39
R18/670		W16/670	12.83	4.49	8.34	65.00	4.80	8.03	62.59	-0.31	2.42
R19/670		W17/670	12.81	4.43	8.38	65.42	4.79	8.02	62.61	-0.36	2.81
R20/670		W18/670	13.44	5.21	8.23	61.24	5.39	8.05	59.90	-0.18	1.34
R23/670		W19/670	13.05	5.31	7.74	59.31	5.59	7.46	57.16	-0.28	2.15
R24/670		W20/670	12.22	4.63	7.59	62.11	5.01	7.21	59.00	-0.38	3.11
R25/670		W21/670	12.36	4.98	7.38	59.71	5.36	7.00	56.63	-0.38	3.07
R26/670		W22/670	12.63	5.56	7.07	55.98	6.04	6.59	52.18	-0.48	3.80
R27/670		W23/670	14.17	7.35	6.82	48.13	7.76	6.41	45.24	-0.41	2.89
R28/670		W24/670	32.57	26.17	6.40	19.65	26.68	5.89	18.08	-0.51	1.57
R1/671		W1/671	36.12	27.54	8.58	23.75	28.26	7.86	21.76	-0.72	1.99
R4/671		W5/671	33.42	24.95	8.47	25.34	25.63	7.79	23.31	-0.68	2.03
R5/671		W6/671	33.27	24.73	8.54	25.67	25.44	7.83	23.53	-0.71	2.13
R8/671		W11/671	28.12	20.53	7.59	26.99	21.12	7.00	24.89	-0.59	2.10
R9/671		W12/671	28.33	21.13	7.20	25.41	21.75	6.58	23.23	-0.62	2.19
R12/671		W15/671	33.21	24.67	8.54	25.72	25.32	7.89	23.76	-0.65	1.96
R13/671		W16/671	33.25	24.56	8.69	26.14	25.31	7.94	23.88	-0.75	2.26
R16/671		W21/671	33.26	24.81	8.45	25.41	25.30	7.96	23.93	-0.49	1.47
R17/671		W22/671	33.25	24.76	8.49	25.53	25.26	7.99	24.03	-0.50	1.50
R20/671		W27/671	33.20	24.82	8.38	25.24	25.23	7.97	24.01	-0.41	1.23
R21/671		W28/671	33.13	24.79	8.34	25.17	25.14	7.99	24.12	-0.35	1.06
R24/671		W31/671	28.00	20.59	7.41	26.46	20.83	7.17	25.61	-0.24	0.86
R25/671		W32/671	27.89	21.00	6.89	24.70	21.22	6.67	23.92	-0.22	0.79
R28/671		W37/671	33.11	25.03	8.08	24.40	25.40	7.71	23.29	-0.37	1.12
R29/671		W38/671	33.24	25.17	8.07	24.28	25.61	7.63	22.95	-0.44	1.32
R32/671		W43/671	35.88	27.83	8.05	22.44	28.47	7.41	20.65	-0.64	1.78
R1/672		W1/672	35.31	26.99	8.32	23.56	27.72	7.59	21.50	-0.73	2.07
R2/672		W2/672	16.82	8.49	8.33	49.52	9.24	7.58	45.07	-0.75	4.46
R3/672		W3/672	13.96	5.68	8.28	59.31	6.43	7.53	53.94	-0.75	5.37
R4/672		W4/672	13.85	5.57	8.28	59.78	6.30	7.55	54.51	-0.73	5.27
R5/672		W5/672	13.82	5.50	8.32	60.20	6.29	7.53	54.49	-0.79	5.72
R6/672		W6/672	13.79	5.55	8.24	59.75	6.22	7.57	54.89	-0.67	4.86
R7/672		W7/672	13.61	5.43	8.18	60.10	6.14	7.47	54.89	-0.71	5.22
R8/672		W8/672	11.40	4.58	6.82	59.82	5.13	6.27	55.00	-0.55	4.82
R10/672		W9/672	11.63	4.95	6.68	57.44	5.74	5.89	50.64	-0.79	6.79
R11/672		W10/672	13.69	5.51	8.18	59.75	6.13	7.56	55.22	-0.62	4.53
R12/672		W11/672	13.81	5.50	8.31	60.17	6.15	7.66	55.47	-0.65	4.71
R13/672		W12/672	13.82	5.52	8.30	60.06	6.12	7.70	55.72	-0.60	4.34
R14/672		W13/672	13.82	5.41	8.41	60.85	6.15	7.67	55.50	-0.74	5.35
R15/672		W14/672	13.83	5.46	8.37	60.52	6.14	7.69	55.60	-0.68	4.92
R16/672		W15/672	13.83	5.56	8.27	59.80	6.11	7.72	55.82	-0.55	3.98



DAYLIGHT Analysis
 O2 Centre, Finchley, Camden, London
 2024 Proposed Scheme vs 2022 Proposed Scheme 06-01-25 Phase 1 and Consented Phase 2,3

DAYLIGHT

Room	Room Use	Window	Existing VSC	Proposed VSC	Loss	%Loss	Proposed VSC	Loss	%Loss	2024 Proposed VSC vs 2022 Proposed VSC	2024 Proposed VSC vs 2022 Proposed VSC (% Loss)
R17/672		W16/672	13.82	5.54	8.28	59.91	6.10	7.72	55.86	-0.56	4.05
R18/672		W17/672	13.82	5.52	8.30	60.06	6.09	7.73	55.93	-0.57	4.12
R19/672		W18/672	13.82	5.53	8.29	59.99	6.08	7.73	55.97	-0.55	4.01
R20/672		W19/672	13.81	5.66	8.15	59.02	6.07	7.74	56.05	-0.41	2.97
R21/672		W20/672	13.81	5.67	8.14	58.94	6.08	7.73	55.97	-0.41	2.97
R22/672		W21/672	13.80	5.63	8.17	59.20	6.04	7.76	56.23	-0.41	2.97
R23/672		W22/672	13.76	5.61	8.15	59.23	6.01	7.75	56.32	-0.40	2.91
R24/672		W23/672	13.60	5.59	8.01	58.90	5.85	7.75	56.99	-0.26	1.91
R25/672		W24/672	11.51	4.65	6.86	59.60	4.85	6.66	57.86	-0.20	1.74
R27/672		W25/672	11.52	5.02	6.50	56.42	5.28	6.24	54.17	-0.26	2.26
R28/672		W26/672	13.59	5.84	7.75	57.03	6.21	7.38	54.30	-0.37	2.72
R29/672		W27/672	13.76	5.80	7.96	57.85	6.19	7.57	55.01	-0.39	2.83
R30/672		W28/672	13.79	5.85	7.94	57.58	6.27	7.52	54.53	-0.42	3.05
R31/672		W29/672	13.82	5.88	7.94	57.45	6.35	7.47	54.05	-0.47	3.40
R32/672		W30/672	13.92	6.04	7.88	56.61	6.58	7.34	52.73	-0.54	3.88
R33/672		W31/672	16.62	8.73	7.89	47.47	9.22	7.40	44.52	-0.49	2.95
R34/672		W32/672	35.15	27.21	7.94	22.59	27.85	7.30	20.77	-0.64	1.82
R1/673		W1/673	37.58	29.53	8.05	21.42	30.27	7.31	19.45	-0.74	1.97
R4/673		W5/673	37.56	29.61	7.95	21.17	30.32	7.24	19.28	-0.71	1.89
R5/673		W6/673	37.54	29.51	8.03	21.39	30.26	7.28	19.39	-0.75	2.00
R8/673		W11/673	33.89	26.77	7.12	21.01	27.40	6.49	19.15	-0.63	1.86
R9/673		W12/673	33.95	27.23	6.72	19.79	27.96	5.99	17.64	-0.73	2.15
R12/673		W16/673	37.57	29.52	8.05	21.43	30.24	7.33	19.51	-0.72	1.92
R13/673		W17/673	37.58	29.39	8.19	21.79	30.21	7.37	19.61	-0.82	2.18
R16/673		W20/673	37.59	29.60	7.99	21.26	30.18	7.41	19.71	-0.58	1.54
R17/673		W21/673	37.60	29.58	8.02	21.33	30.13	7.47	19.87	-0.55	1.46
R20/673		W26/673	37.59	29.67	7.92	21.07	30.15	7.44	19.79	-0.48	1.28
R21/673		W27/673	37.58	29.66	7.92	21.08	30.08	7.50	19.96	-0.42	1.12
R24/673		W32/673	34.16	27.08	7.08	20.73	27.39	6.77	19.82	-0.31	0.91
R25/673		W33/673	34.04	27.43	6.61	19.42	27.73	6.31	18.54	-0.30	0.88
R28/673		W38/673	37.58	29.84	7.74	20.60	30.30	7.28	19.37	-0.46	1.22
R29/673		W39/673	37.60	29.86	7.74	20.59	30.38	7.22	19.20	-0.52	1.38
R32/673		W44/673	37.59	29.87	7.72	20.54	30.54	7.05	18.75	-0.67	1.78
R1/674		W1/674	30.26	22.59	7.67	25.35	23.33	6.93	22.90	-0.74	2.45
R2/674		W2/674	30.21	22.52	7.69	25.46	23.28	6.93	22.94	-0.76	2.52
R3/674		W3/674	30.18	22.52	7.66	25.38	23.28	6.90	22.86	-0.76	2.52
R4/674		W4/674	30.16	22.48	7.68	25.46	23.22	6.94	23.01	-0.74	2.45
R5/674		W5/674	30.14	22.44	7.70	25.55	23.23	6.91	22.93	-0.79	2.62
R6/674		W6/674	30.12	22.47	7.65	25.40	23.17	6.95	23.07	-0.70	2.32
R7/674		W7/674	30.09	22.45	7.64	25.39	23.18	6.91	22.96	-0.73	2.43
R8/674		W8/674	30.08	22.29	7.79	25.90	23.09	6.99	23.24	-0.80	2.66
R9/674		W9/674	31.03	23.28	7.75	24.98	24.06	6.97	22.46	-0.78	2.51
R10/674		W10/674	30.04	22.26	7.78	25.90	23.08	6.96	23.17	-0.82	2.73
R11/674		W11/674	30.01	22.33	7.68	25.59	22.99	7.02	23.39	-0.66	2.20
R12/674		W12/674	29.99	22.26	7.73	25.78	22.96	7.03	23.44	-0.70	2.33
R13/674		W13/674	29.97	22.25	7.72	25.76	22.92	7.05	23.52	-0.67	2.24
R14/674		W14/674	29.95	22.13	7.82	26.11	22.91	7.04	23.51	-0.78	2.60



DAYLIGHT Analysis
 O2 Centre, Finchley, Camden, London
 2024 Proposed Scheme vs 2022 Proposed Scheme 06-01-25 Phase 1 and Consented Phase 2,3

DAYLIGHT

Room	Room Use	Window	Existing VSC	Proposed VSC	Loss	%Loss	Proposed VSC	Loss	%Loss	2024 Proposed VSC vs 2022 Proposed VSC	2024 Proposed VSC vs 2022 Proposed VSC (% Loss)
R15/674		W15/674	29.93	22.16	7.77	25.96	22.88	7.05	23.55	-0.72	2.41
R16/674		W16/674	29.91	22.23	7.68	25.68	22.83	7.08	23.67	-0.60	2.01
R17/674		W17/674	29.89	22.18	7.71	25.79	22.80	7.09	23.72	-0.62	2.07
R18/674		W18/674	29.86	22.14	7.72	25.85	22.77	7.09	23.74	-0.63	2.11
R19/674		W19/674	29.84	22.12	7.72	25.87	22.73	7.11	23.83	-0.61	2.04
R20/674		W20/674	29.82	22.22	7.60	25.49	22.70	7.12	23.88	-0.48	1.61
R21/674		W21/674	29.79	22.20	7.59	25.48	22.69	7.10	23.83	-0.49	1.64
R22/674		W22/674	29.77	22.16	7.61	25.56	22.66	7.11	23.88	-0.50	1.68
R23/674		W23/674	29.74	22.13	7.61	25.59	22.61	7.13	23.97	-0.48	1.61
R24/674		W24/674	29.71	22.21	7.50	25.24	22.56	7.15	24.07	-0.35	1.18
R25/674		W25/674	29.69	22.17	7.52	25.33	22.59	7.10	23.91	-0.42	1.41
R26/674		W26/674	30.71	23.20	7.51	24.45	23.61	7.10	23.12	-0.41	1.34
R27/674		W27/674	29.63	22.23	7.40	24.97	22.61	7.02	23.69	-0.38	1.28
R28/674		W28/674	29.61	22.19	7.42	25.06	22.65	6.96	23.51	-0.46	1.55
R29/674		W29/674	29.57	22.11	7.46	25.23	22.59	6.98	23.61	-0.48	1.62
R30/674		W30/674	29.55	22.12	7.43	25.14	22.62	6.93	23.45	-0.50	1.69
R31/674		W31/674	29.52	22.12	7.40	25.07	22.65	6.87	23.27	-0.53	1.80
R32/674		W32/674	29.49	22.11	7.38	25.03	22.73	6.76	22.92	-0.62	2.10
R33/674		W33/674	29.47	22.09	7.38	25.04	22.66	6.81	23.11	-0.57	1.93
R34/674		W34/674	29.47	22.05	7.42	25.18	22.74	6.73	22.84	-0.69	2.34
77-108 BROADFIELD											
R1/690		W1/690	33.62	26.82	6.80	20.23	27.53	6.09	18.11	-0.71	2.11
R6/690		W6/690	31.95	24.92	7.03	22.00	25.63	6.32	19.78	-0.71	2.22
R7/690		W7/690	31.96	24.85	7.11	22.25	25.63	6.33	19.81	-0.78	2.44
R10/690		W10/690	27.78	22.02	5.76	20.73	22.69	5.09	18.32	-0.67	2.41
R13/690		W11/690	28.32	22.87	5.45	19.24	23.54	4.78	16.88	-0.67	2.37
R16/690		W14/690	32.61	25.51	7.10	21.77	26.08	6.53	20.02	-0.57	1.75
R17/690		W15/690	32.79	25.65	7.14	21.77	26.27	6.52	19.88	-0.62	1.89
R22/690		W22/690	32.94	25.93	7.01	21.28	26.44	6.50	19.73	-0.51	1.55
R23/690		W23/690	32.94	26.05	6.89	20.92	26.56	6.38	19.37	-0.51	1.55
R28/690		W28/690	32.93	26.31	6.62	20.10	26.74	6.19	18.80	-0.43	1.31
R29/690		W29/690	32.79	26.17	6.62	20.19	26.61	6.18	18.85	-0.44	1.34
R32/690		W33/690	28.89	23.52	5.37	18.59	23.97	4.92	17.03	-0.45	1.56
R35/690		W34/690	28.41	24.21	4.20	14.78	24.51	3.90	13.73	-0.30	1.06
R38/690		W37/690	32.66	26.59	6.07	18.59	26.99	5.67	17.36	-0.40	1.22
R39/690		W38/690	32.83	26.72	6.11	18.61	27.11	5.72	17.42	-0.39	1.19
R44/690		W45/690	35.12	29.14	5.98	17.03	29.51	5.61	15.97	-0.37	1.05
R1/691		W1/691	33.98	26.37	7.61	22.40	27.16	6.82	20.07	-0.79	2.32
R2/691		W2/691	17.25	9.52	7.73	44.81	10.33	6.92	40.12	-0.81	4.70
R3/691		W3/691	14.49	6.72	7.77	53.62	7.57	6.92	47.76	-0.85	5.87
R4/691		W4/691	14.40	6.58	7.82	54.31	7.40	7.00	48.61	-0.82	5.69
R5/691		W5/691	14.41	6.60	7.81	54.20	7.44	6.96	48.33	-0.84	5.87
R6/691		W6/691	14.45	6.74	7.71	53.36	7.50	6.95	48.10	-0.76	5.26
R7/691		W7/691	14.14	6.50	7.64	54.03	7.18	6.96	49.22	-0.68	4.81
R8/691		W8/691	11.75	5.09	6.66	56.68	5.75	6.00	51.06	-0.66	5.62
R9/691		W9/691	11.63	5.70	5.93	50.99	6.30	5.33	45.83	-0.60	5.16
R10/691		W10/691	14.15	6.88	7.27	51.38	7.52	6.63	46.86	-0.64	4.52
R11/691		W11/691	14.52	7.12	7.40	50.96	7.76	6.76	46.56	-0.64	4.41



DAYLIGHT Analysis
 O2 Centre, Finchley, Camden, London
 2024 Proposed Scheme vs 2022 Proposed Scheme 06-01-25 Phase 1 and Consented Phase 2,3

DAYLIGHT

Room	Room Use	Window	Existing VSC	Proposed VSC	Loss	%Loss	Proposed VSC	Loss	%Loss	2024 Proposed VSC vs 2022 Proposed VSC	2024 Proposed VSC vs 2022 Proposed VSC (% Loss)
R12/691		W12/691	14.48	7.09	7.39	51.04	7.68	6.80	46.96	-0.59	4.07
R13/691		W13/691	14.48	7.22	7.26	50.14	7.82	6.66	45.99	-0.60	4.14
R14/691		W14/691	14.60	7.32	7.28	49.86	7.91	6.69	45.82	-0.59	4.04
R15/691		W15/691	14.58	7.38	7.20	49.38	7.97	6.61	45.34	-0.59	4.05
R16/691		W16/691	14.50	7.42	7.08	48.83	7.97	6.53	45.03	-0.55	3.79
R17/691		W17/691	14.49	7.53	6.96	48.03	8.04	6.45	44.51	-0.51	3.52
R18/691		W18/691	14.58	7.60	6.98	47.87	8.16	6.42	44.03	-0.56	3.84
R19/691		W19/691	14.58	7.78	6.80	46.64	8.30	6.28	43.07	-0.52	3.57
R20/691		W20/691	14.49	7.73	6.76	46.65	8.22	6.27	43.27	-0.49	3.38
R21/691		W21/691	14.48	7.80	6.68	46.13	8.26	6.22	42.96	-0.46	3.18
R22/691		W22/691	14.52	7.93	6.59	45.39	8.40	6.12	42.15	-0.47	3.24
R23/691		W23/691	14.16	7.69	6.47	45.69	8.16	6.00	42.37	-0.47	3.32
R24/691		W24/691	11.91	6.10	5.81	48.78	6.57	5.34	44.84	-0.47	3.95
R25/691		W25/691	11.54	6.96	4.58	39.69	7.20	4.34	37.61	-0.24	2.08
R26/691		W26/691	14.17	7.97	6.20	43.75	8.41	5.76	40.65	-0.44	3.11
R27/691		W27/691	14.50	8.26	6.24	43.03	8.68	5.82	40.14	-0.42	2.90
R28/691		W28/691	14.44	8.16	6.28	43.49	8.60	5.84	40.44	-0.44	3.05
R29/691		W29/691	14.43	8.26	6.17	42.76	8.67	5.76	39.92	-0.41	2.84
R30/691		W30/691	14.53	8.43	6.10	41.98	8.84	5.69	39.16	-0.41	2.82
R31/691		W31/691	17.67	11.61	6.06	34.30	12.01	5.66	32.03	-0.40	2.26
R32/691		W32/691	34.60	28.59	6.01	17.37	28.93	5.67	16.39	-0.34	0.98
R1/692		W1/692	36.42	28.97	7.45	20.46	29.77	6.65	18.26	-0.80	2.20
R6/692		W6/692	37.05	29.45	7.60	20.51	30.22	6.83	18.43	-0.77	2.08
R7/692		W9/692	36.98	29.35	7.63	20.63	30.19	6.79	18.36	-0.84	2.27
R10/692		W13/692	35.04	27.55	7.49	21.38	28.27	6.77	19.32	-0.72	2.05
R13/692		W18/692	35.24	28.13	7.11	20.18	28.81	6.43	18.25	-0.68	1.93
R16/692		W22/692	37.12	29.89	7.23	19.48	30.50	6.62	17.83	-0.61	1.64
R17/692		W23/692	37.24	30.06	7.18	19.28	30.72	6.52	17.51	-0.66	1.77
R22/692		W30/692	37.31	30.33	6.98	18.71	30.88	6.43	17.23	-0.55	1.47
R23/692		W31/692	37.30	30.47	6.83	18.31	31.02	6.28	16.84	-0.55	1.47
R28/692		W38/692	37.24	30.66	6.58	17.67	31.17	6.07	16.30	-0.51	1.37
R29/692		W39/692	37.11	30.55	6.56	17.68	31.02	6.09	16.41	-0.47	1.27
R32/692		W43/692	35.09	28.83	6.26	17.84	29.31	5.78	16.47	-0.48	1.37
R35/692		W47/692	35.21	29.20	6.01	17.07	29.66	5.55	15.76	-0.46	1.31
R38/692		W50/692	37.06	30.96	6.10	16.46	31.39	5.67	15.30	-0.43	1.16
R39/692		W51/692	37.17	31.13	6.04	16.25	31.54	5.63	15.15	-0.41	1.10
R44/692		W58/692	37.09	31.16	5.93	15.99	31.54	5.55	14.96	-0.38	1.02
R1/693		W1/693	27.20	19.99	7.21	26.51	20.80	6.40	23.53	-0.81	2.98
R2/693		W2/693	27.47	20.15	7.32	26.65	20.99	6.48	23.59	-0.84	3.06
R3/693		W3/693	27.55	20.20	7.35	26.68	21.06	6.49	23.56	-0.86	3.12
R4/693		W4/693	27.49	20.10	7.39	26.88	20.93	6.56	23.86	-0.83	3.02
R5/693		W5/693	27.47	20.09	7.38	26.87	20.95	6.52	23.73	-0.86	3.13
R6/693		W6/693	27.43	20.14	7.29	26.58	20.93	6.50	23.70	-0.79	2.88
R7/693		W7/693	26.65	19.44	7.21	27.05	20.16	6.49	24.35	-0.72	2.70
R8/693		W8/693	21.20	14.93	6.27	29.58	15.64	5.56	26.23	-0.71	3.35
R9/693		W9/693	21.54	15.97	5.57	25.86	16.58	4.96	23.03	-0.61	2.83
R10/693		W10/693	26.70	19.85	6.85	25.66	20.53	6.17	23.11	-0.68	2.55



DAYLIGHT Analysis

O2 Centre, Finchley, Camden, London

2024 Proposed Scheme vs 2022 Proposed Scheme 06-01-25 Phase 1 and Consented Phase 2,3

DAYLIGHT

Room	Room Use	Window	Existing VSC	Proposed VSC	Loss	%Loss	Proposed VSC	Loss	%Loss	2024 Proposed VSC vs 2022 Proposed VSC	2024 Proposed VSC vs 2022 Proposed VSC (% Loss)
R11/693		W11/693	27.46	20.51	6.95	25.31	21.19	6.27	22.83	-0.68	2.48
R12/693		W12/693	27.51	20.57	6.94	25.23	21.19	6.32	22.97	-0.62	2.25
R13/693		W13/693	27.55	20.72	6.83	24.79	21.36	6.19	22.47	-0.64	2.32
R14/693		W14/693	27.67	20.85	6.82	24.65	21.48	6.19	22.37	-0.63	2.28
R15/693		W15/693	27.66	20.90	6.76	24.44	21.53	6.13	22.16	-0.63	2.28
R16/693		W16/693	27.57	20.86	6.71	24.34	21.43	6.14	22.27	-0.57	2.07
R17/693		W17/693	27.57	21.03	6.54	23.72	21.58	5.99	21.73	-0.55	1.99
R18/693		W18/693	27.65	21.11	6.54	23.65	21.71	5.94	21.48	-0.60	2.17
R19/693		W19/693	27.65	21.26	6.39	23.11	21.81	5.84	21.12	-0.55	1.99
R20/693		W20/693	27.53	21.21	6.32	22.96	21.72	5.81	21.10	-0.51	1.85
R21/693		W21/693	27.48	21.23	6.25	22.74	21.71	5.77	21.00	-0.48	1.75
R22/693		W22/693	27.43	21.26	6.17	22.49	21.75	5.68	20.71	-0.49	1.79
R23/693		W23/693	26.58	20.50	6.08	22.87	20.99	5.58	21.00	-0.49	1.87
R24/693		W24/693	21.52	16.08	5.44	25.28	16.53	4.99	23.19	-0.45	2.09
R25/693		W25/693	21.31	17.06	4.25	19.94	17.31	4.00	18.77	-0.25	1.17
R26/693		W26/693	26.63	20.85	5.78	21.70	21.30	5.33	20.02	-0.45	1.69
R27/693		W27/693	27.43	21.58	5.85	21.33	22.01	5.42	19.76	-0.43	1.57
R28/693		W28/693	27.45	21.57	5.88	21.42	22.02	5.43	19.78	-0.45	1.64
R29/693		W29/693	27.49	21.72	5.77	20.99	22.13	5.36	19.50	-0.41	1.49
R30/693		W30/693	27.60	21.87	5.73	20.76	22.29	5.31	19.24	-0.42	1.52
R31/693		W31/693	27.59	21.91	5.68	20.59	22.32	5.27	19.10	-0.41	1.49
R32/693		W32/693	27.49	21.83	5.66	20.59	22.18	5.31	19.32	-0.35	1.27
140 Broadhurst Gardens											
R1/1609	ASSUMED	W1/1609	34.80	29.01	5.79	16.64	29.35	5.45	15.66	-0.34	0.98
R2/1609	LKD	W2/1609	36.38	30.22	6.16	16.93	30.54	5.84	16.05	-0.32	0.88
R2/1609	LKD	W3/1609	4.62	4.62	0.00	0.00	4.62	0.00	0.00	0.00	0.00
R2/1609	LKD	W4/1609	0.41	0.41	0.00	0.00	0.41	0.00	0.00	0.00	0.00
R1/1610		W1/1610	24.77	20.49	4.28	17.28	20.79	3.98	16.07	-0.30	1.21
R2/1610	ASSUMED	W2/1610	37.41	31.39	6.02	16.09	31.72	5.69	15.21	-0.33	0.88
R2/1610	ASSUMED	W3/1610	18.84	17.87	0.97	5.15	17.87	0.97	5.15	0.00	0.00
R1/1611	ASSUMED	W1/1611	30.33	25.22	5.11	16.85	25.49	4.84	15.96	-0.27	0.89
R2/1611	ASSUMED	W2/1611	38.12	32.43	5.69	14.93	32.72	5.40	14.17	-0.29	0.76
R2/1611	ASSUMED	W3/1611	38.11	32.41	5.70	14.96	32.73	5.38	14.12	-0.32	0.84
R1/1620	BEDROOM	W1/1620	13.34	13.34	0.00	0.00	13.34	0.00	0.00	0.00	0.00
R1/1620	BEDROOM	W2/1620	14.89	14.89	0.00	0.00	14.89	0.00	0.00	0.00	0.00
R1/1620	BEDROOM	W3/1620	24.10	20.98	3.12	12.95	20.98	3.12	12.95	0.00	0.00
R1/1620	BEDROOM	W4/1620	17.09	17.09	0.00	0.00	17.09	0.00	0.00	0.00	0.00
R1/1621	ASSUMED	W1/1621	29.49	25.25	4.24	14.38	25.37	4.12	13.97	-0.12	0.41
R1/1622	ASSUMED	W1/1622	38.00	32.81	5.19	13.66	33.12	4.88	12.84	-0.31	0.82
142 Broadhurst Gardens											
R3/1609	LKD	W5/1609	0.41	0.41	0.00	0.00	0.41	0.00	0.00	0.00	0.00
R3/1609	LKD	W6/1609	36.05	30.19	5.86	16.26	30.44	5.61	15.56	-0.25	0.69
R3/1609	LKD	W7/1609	4.62	4.62	0.00	0.00	4.62	0.00	0.00	0.00	0.00
R4/1609	ASSUMED	W8/1609	30.57	26.50	4.07	13.31	26.68	3.89	12.72	-0.18	0.59
R3/1610	ASSUMED	W4/1610	19.17	16.95	2.22	11.58	17.20	1.97	10.28	-0.25	1.30
R3/1610	ASSUMED	W5/1610	37.35	31.34	6.01	16.09	31.62	5.73	15.34	-0.28	0.75
R4/1610		W6/1610	23.15	20.24	2.91	12.57	20.24	2.91	12.57	0.00	0.00
R3/1611	ASSUMED	W4/1611	38.05	32.43	5.62	14.77	32.73	5.32	13.98	-0.30	0.79
R3/1611	ASSUMED	W5/1611	38.04	32.50	5.54	14.56	32.78	5.26	13.83	-0.28	0.74
R4/1611	ASSUMED	W6/1611	29.49	26.02	3.47	11.77	26.02	3.47	11.77	0.00	0.00
R2/1620	BEDROOM	W5/1620	17.09	17.05	0.04	0.23	17.08	0.01	0.06	-0.03	0.18
R2/1620	BEDROOM	W6/1620	14.89	14.89	0.00	0.00	14.89	0.00	0.00	0.00	0.00
R2/1620	BEDROOM	W7/1620	24.49	20.13	4.36	17.80	20.42	4.07	16.62	-0.29	1.18
R2/1620	BEDROOM	W8/1620	13.34	13.33	0.01	0.07	13.34	0.00	0.00	-0.01	0.07
R2/1621	ASSUMED	W2/1621	29.66	24.42	5.24	17.67	24.72	4.94	16.66	-0.30	1.01



DAYLIGHT Analysis

O2 Centre, Finchley, Camden, London

2024 Proposed Scheme vs 2022 Proposed Scheme 06-01-25 Phase 1 and Consented Phase 2,3

DAYLIGHT

Room	Room Use	Window	Existing VSC	Proposed VSC	Loss	%Loss	Proposed VSC	Loss	%Loss	2024 Proposed VSC vs 2022 Proposed VSC	2024 Proposed VSC vs 2022 Proposed VSC (% Loss)
R2/1622	ASSUMED	W2/1622	38.02	32.69	5.33	14.02	33.01	5.01	13.18	-0.32	0.84
144 Broadhurst Gardens											
R1/1279	LKD	W1/1279	36.10	30.18	5.92	16.40	30.42	5.68	15.73	-0.24	0.66
R1/1279	LKD	W2/1279	0.40	0.40	0.00	0.00	0.40	0.00	0.00	0.00	0.00
R1/1279	LKD	W3/1279	3.44	3.44	0.00	0.00	3.44	0.00	0.00	0.00	0.00
R2/1279	ASSUMED	W4/1279	32.36	28.50	3.86	11.93	28.70	3.66	11.31	-0.20	0.62
R1/1280	ASSUMED	W2/1280	37.40	31.41	5.99	16.02	31.63	5.77	15.43	-0.22	0.59
R2/1280		W3/1280	24.81	20.38	4.43	17.86	20.63	4.18	16.85	-0.25	1.01
R1/1281	ASSUMED	W1/1281	37.99	32.49	5.50	14.48	32.74	5.25	13.82	-0.25	0.66
R1/1281	ASSUMED	W2/1281	38.05	32.44	5.61	14.74	32.69	5.36	14.09	-0.25	0.66
R2/1281	ASSUMED	W3/1281	30.23	25.28	4.95	16.37	25.53	4.70	15.55	-0.25	0.83
R1/1282	ASSUMED	W1/1282	38.30	33.36	4.94	12.90	33.61	4.69	12.25	-0.25	0.65
R1/1290	BEDROOM	W1/1290	12.47	12.47	0.00	0.00	12.47	0.00	0.00	0.00	0.00
R1/1290	BEDROOM	W2/1290	22.80	19.55	3.25	14.25	19.55	3.25	14.25	0.00	0.00
R1/1290	BEDROOM	W3/1290	13.87	13.87	0.00	0.00	13.87	0.00	0.00	0.00	0.00
R1/1290	BEDROOM	W4/1290	16.07	15.99	0.08	0.50	15.99	0.08	0.50	0.00	0.00
R1/1291	ASSUMED	W1/1291	28.32	24.27	4.05	14.30	24.32	4.00	14.12	-0.05	0.18
R1/1292	ASSUMED	W1/1292	37.91	32.95	4.96	13.08	33.18	4.73	12.48	-0.23	0.61
146 Broadhurst Gardens											
R1/1260	KITCHEN	W3/1260	18.70	17.06	1.64	8.77	17.29	1.41	7.54	-0.23	1.23
R3/1260	DINING	W1/1260	18.86	16.82	2.04	10.82	16.82	2.04	10.82	0.00	0.00
R3/1260	DINING	W10/1260	20.16	17.78	2.38	11.81	17.78	2.38	11.81	0.00	0.00
R3/1260	DINING	W11/1260	20.84	18.16	2.68	12.86	18.16	2.68	12.86	0.00	0.00
R2/1261	SUN_ROOM	W2/1261	26.39	23.82	2.57	9.74	24.04	2.35	8.90	-0.22	0.83
R2/1261	SUN_ROOM	W3/1261	37.30	31.46	5.84	15.66	31.69	5.61	15.04	-0.23	0.62
R2/1261	SUN_ROOM	W4/1261	37.24	31.45	5.79	15.55	31.66	5.58	14.98	-0.21	0.56
R2/1261	SUN_ROOM	W5/1261	37.22	31.44	5.78	15.53	31.66	5.56	14.94	-0.22	0.59
R2/1261	SUN_ROOM	W6/1261	37.17	31.40	5.77	15.52	31.61	5.56	14.96	-0.21	0.56
R2/1261	SUN_ROOM	W7/1261	21.33	20.47	0.86	4.03	20.47	0.86	4.03	0.00	0.00
R4/1261	BEDROOM	W9/1261	20.93	18.63	2.30	10.99	18.63	2.30	10.99	0.00	0.00
R2/1262	KD	W1/1262	23.62	21.17	2.45	10.37	21.39	2.23	9.44	-0.22	0.93
R2/1262	KD	W2/1262	29.06	26.56	2.50	8.60	26.79	2.27	7.81	-0.23	0.79
R2/1262	KD	W3/1262	35.86	30.35	5.51	15.37	30.58	5.28	14.72	-0.23	0.64
R2/1262	KD	W4/1262	36.96	31.49	5.47	14.80	31.69	5.27	14.26	-0.20	0.54
R2/1262	KD	W5/1262	36.98	31.52	5.46	14.76	31.73	5.25	14.20	-0.21	0.57
R2/1262	KD	W6/1262	35.87	30.41	5.46	15.22	30.63	5.24	14.61	-0.22	0.61
R2/1262	KD	W7/1262	24.56	23.77	0.79	3.22	23.77	0.79	3.22	0.00	0.00
R4/1262	LIVINGROOM	W9/1262	25.72	23.61	2.11	8.20	23.61	2.11	8.20	0.00	0.00
R1/1270	BEDROOM	W1/1270	21.97	19.27	2.70	12.29	19.33	2.64	12.02	-0.06	0.27
R1/1270	BEDROOM	W2/1270	20.41	16.99	3.42	16.76	17.17	3.24	15.87	-0.18	0.88
R1/1270	BEDROOM	W3/1270	17.92	14.91	3.01	16.80	15.12	2.80	15.63	-0.21	1.17
R1/1270	BEDROOM	W4/1270	22.40	17.81	4.59	20.49	18.01	4.39	19.60	-0.20	0.89
R1/1271	BEDROOM	W1/1271	24.84	20.03	4.81	19.36	20.26	4.58	18.44	-0.23	0.93
R1/1272	BEDROOM	W1/1272	37.53	32.81	4.72	12.58	33.04	4.49	11.96	-0.23	0.61
148 Broadhurst Gardens											
R1/1300	ASSUMED	W1/1300	30.14	25.14	5.00	16.59	25.39	4.75	15.76	-0.25	0.83
R2/1300	ASSUMED	W2/1300	33.43	28.08	5.35	16.00	28.36	5.07	15.17	-0.28	0.84
R3/1300	ASSUMED	W3/1300	33.17	27.97	5.20	15.68	28.23	4.94	14.89	-0.26	0.78
R4/1300	ASSUMED	W4/1300	33.36	27.89	5.47	16.40	28.14	5.22	15.65	-0.25	0.75
R5/1300	ASSUMED	W5/1300	34.97	29.65	5.32	15.21	29.89	5.08	14.53	-0.24	0.69
R6/1300	ASSUMED	W6/1300	32.17	27.39	4.78	14.86	27.63	4.54	14.11	-0.24	0.75
R1/1301	ASSUMED	W1/1301	32.75	27.90	4.85	14.81	28.14	4.61	14.08	-0.24	0.73
R2/1301	ASSUMED	W2/1301	35.19	30.00	5.19	14.75	30.28	4.91	13.95	-0.28	0.80
R3/1301	ASSUMED	W3/1301	34.33	29.28	5.05	14.71	29.54	4.79	13.95	-0.26	0.76
R4/1301	ASSUMED	W4/1301	34.15	28.67	5.48	16.05	28.92	5.23	15.31	-0.25	0.73
R5/1301	ASSUMED	W5/1301	36.35	30.84	5.51	15.16	31.08	5.27	14.50	-0.24	0.66
R6/1301	ASSUMED	W6/1301	34.83	29.63	5.20	14.93	29.87	4.96	14.24	-0.24	0.69
R1/1302	ASSUMED	W1/1302	36.17	31.46	4.71	13.02	31.72	4.45	12.30	-0.26	0.72



DAYLIGHT Analysis
 O2 Centre, Finchley, Camden, London
 2024 Proposed Scheme vs 2022 Proposed Scheme 06-01-25 Phase 1 and Consented Phase 2,3

DAYLIGHT

Room	Room Use	Window	Existing VSC	Proposed VSC	Loss	%Loss	Proposed VSC	Loss	%Loss	2024 Proposed VSC vs 2022 Proposed VSC	2024 Proposed VSC vs 2022 Proposed VSC (% Loss)
R2/1302	ASSUMED	W2/1302	36.97	32.05	4.92	13.31	32.33	4.64	12.55	-0.28	0.76
R4/1302	ASSUMED	W4/1302	34.88	29.67	5.21	14.94	29.92	4.96	14.22	-0.25	0.72
R5/1302	ASSUMED	W5/1302	37.25	32.02	5.23	14.04	32.26	4.99	13.40	-0.24	0.64
R6/1302	ASSUMED	W6/1302	36.58	31.63	4.95	13.53	31.86	4.72	12.90	-0.23	0.63
R1/1303	ASSUMED	W1/1303	31.59	26.79	4.80	15.19	27.05	4.54	14.37	-0.26	0.82
R2/1303	ASSUMED	W2/1303	31.73	26.95	4.78	15.06	27.23	4.50	14.18	-0.28	0.88
R3/1303	ASSUMED	W3/1303	31.77	26.91	4.86	15.30	27.17	4.60	14.48	-0.26	0.82
R4/1303	ASSUMED	W5/1303	31.77	26.85	4.92	15.49	27.10	4.67	14.70	-0.25	0.79
R5/1303	ASSUMED	W6/1303	31.75	26.74	5.01	15.78	26.98	4.77	15.02	-0.24	0.76
R6/1303	ASSUMED	W7/1303	31.67	26.73	4.94	15.60	26.96	4.71	14.87	-0.23	0.73
152 Broadhurst Gardens											
R1/1320	KITCHEN	W3/1320	13.05	12.43	0.62	4.75	12.43	0.62	4.75	0.00	0.00
R1/1320	KITCHEN	W4/1320	12.27	12.07	0.20	1.63	12.07	0.20	1.63	0.00	0.00
R2/1320	LIVINGROOM	W5/1320	23.09	20.95	2.14	9.27	20.95	2.14	9.27	0.00	0.00
R2/1320	LIVINGROOM	W6/1320	15.99	15.41	0.58	3.63	15.42	0.57	3.56	-0.01	0.06
R3/1320	BEDROOM	W2/1320	18.68	17.95	0.73	3.91	17.95	0.73	3.91	0.00	0.00
R1/1321	STUDIO	W1/1321	37.60	32.05	5.55	14.76	32.32	5.28	14.04	-0.27	0.72
R1/1321	STUDIO	W2/1321	37.13	31.54	5.59	15.06	31.81	5.32	14.33	-0.27	0.73
R1/1322	STUDIO	W2/1322	38.30	33.00	5.30	13.84	33.27	5.03	13.13	-0.27	0.70
R1/1330	LKD	W1/1330	19.58	15.94	3.64	18.59	16.11	3.47	17.72	-0.17	0.87
R1/1331	STUDIO	W1/1331	25.32	20.33	4.99	19.71	20.52	4.80	18.96	-0.19	0.75
R1/1332		W1/1332	38.35	33.01	5.34	13.92	33.26	5.09	13.27	-0.25	0.65
R1/1332		W2/1332	87.11	84.03	3.08	3.54	84.21	2.90	3.33	-0.18	0.21
R1/1339	ASSUMED_BEDROOM	W1/1330	19.58	15.94	3.64	18.59	16.11	3.47	17.72	-0.17	0.87
154 Broadhurst Gardens											
R1/1340	BEDROOM_LIVINGROOM	W1/1340	30.48	27.14	3.34	10.96	27.14	3.34	10.96	0.00	0.00
R2/1340	KITCHEN	W2/1340	17.25	16.16	1.09	6.32	16.16	1.09	6.32	0.00	0.00
R4/1340	BATHROOM	W4/1340	24.98	23.58	1.40	5.60	23.58	1.40	5.60	0.00	0.00
R2/1341	KD	W2/1341	37.63	31.72	5.91	15.71	31.98	5.65	15.01	-0.26	0.69
R1/1342	BEDROOM_TRUNC	W1/1342	37.99	31.68	6.31	16.61	31.82	6.17	16.24	-0.14	0.37
164 Broadhurst Gardens											
R4/1360	DINING	W2/1360	29.20	23.63	5.57	19.08	23.69	5.51	18.87	-0.06	0.21
R5/1360	KITCHEN	W3/1360	29.86	23.14	6.72	22.51	23.22	6.64	22.24	-0.08	0.27
R5/1360	KITCHEN	W4/1360	29.75	22.96	6.79	22.82	23.04	6.71	22.55	-0.08	0.27
R4/1361	BEDROOM	W3/1361	33.59	27.12	6.47	19.26	27.12	6.47	19.26	0.00	0.00
166 Broadhurst Gardens											
R1/1360	KITCHEN	W7/1360	33.29	25.42	7.87	23.64	25.42	7.87	23.64	0.00	0.00
R2/1360	DINING	W6/1360	32.31	25.64	6.67	20.64	25.64	6.67	20.64	0.00	0.00
R2/1361	BEDROOM	W2/1361	34.35	27.10	7.25	21.11	27.16	7.19	20.93	-0.06	0.17
168 Broadhurst Gardens											
R1/1370	ASSUMED_BEDROOM	W1/1370	31.92	23.01	8.91	27.91	23.01	8.91	27.91	0.00	0.00
R1/1371	ASSUMED_BEDROOM	W1/1371	35.74	27.29	8.45	23.64	27.35	8.39	23.48	-0.06	0.17
R1/1372	ASSUMED_BEDROOM	W1/1372	37.49	29.71	7.78	20.75	29.80	7.69	20.51	-0.09	0.24
R2/1380	KITCHEN?	W3/1380	21.50	19.51	1.99	9.26	19.57	1.93	8.98	-0.06	0.28
R2/1380	KITCHEN?	W4/1380	24.63	22.46	2.17	8.81	22.51	2.12	8.61	-0.05	0.20
R2/1380	KITCHEN?	W5/1380	34.91	25.60	9.31	26.67	25.64	9.27	26.55	-0.04	0.11
R2/1381	KITCHEN?	W1/1381	29.52	27.55	1.97	6.67	27.67	1.85	6.27	-0.12	0.41
R2/1381	KITCHEN?	W2/1381	31.39	29.33	2.06	6.56	29.46	1.93	6.15	-0.13	0.41
R2/1381	KITCHEN?	W3/1381	35.83	26.99	8.84	24.67	27.07	8.76	24.45	-0.08	0.22
R1/1382	ASSUMED	W3/1382	37.29	34.55	2.74	7.35	34.70	2.59	6.95	-0.15	0.40
170 Broadhurst Gardens											
R2/1370	ASSUMED_BEDROOM	W2/1370	32.14	22.87	9.27	28.84	22.93	9.21	28.66	-0.06	0.19



DAYLIGHT Analysis

O2 Centre, Finchley, Camden, London

2024 Proposed Scheme vs 2022 Proposed Scheme 06-01-25 Phase 1 and Consented Phase 2,3

DAYLIGHT

Room	Room Use	Window	Existing VSC	Proposed VSC	Loss	%Loss	Proposed VSC	Loss	%Loss	2024 Proposed VSC vs 2022 Proposed VSC	2024 Proposed VSC vs 2022 Proposed VSC (% Loss)
R2/1371	ASSUMED_BEDROOM	W2/1371	35.89	27.20	8.69	24.21	27.28	8.61	23.99	-0.08	0.22
R2/1372	ASSUMED_BEDROOM	W2/1372	37.43	29.68	7.75	20.71	29.77	7.66	20.46	-0.09	0.24
R3/1380	KITCHEN?	W6/1380	35.21	25.43	9.78	27.78	25.48	9.73	27.63	-0.05	0.14
R3/1381	KITCHEN?	W4/1381	36.08	26.84	9.24	25.61	26.91	9.17	25.42	-0.07	0.19
R3/1381	KITCHEN?	W5/1381	17.14	14.92	2.22	12.95	14.92	2.22	12.95	0.00	0.00
R2/1382	ASSUMED	W1/1382	36.25	27.91	8.34	23.01	27.99	8.26	22.79	-0.08	0.22
R2/1382	ASSUMED	W2/1382	27.05	25.13	1.92	7.10	25.13	1.92	7.10	0.00	0.00
172 Broadhurst Gardens											
R1/1390	ASSUMED_BEDROOM	W3/1390	32.41	23.31	9.10	28.08	23.32	9.09	28.05	-0.01	0.03
R1/1391	ASSUMED_BEDROOM	W1/1391	33.84	25.61	8.23	24.32	25.63	8.21	24.26	-0.02	0.06
R1/1392	ASSUMED_BEDROOM	W1/1392	37.43	30.01	7.42	19.82	30.08	7.35	19.64	-0.07	0.19
R1/1400	ASSUMED_KITCHEN	W1/1400	35.27	25.44	9.83	27.87	25.50	9.77	27.70	-0.06	0.17
R1/1401	ASSUMED_KITCHEN	W1/1401	36.23	27.00	9.23	25.48	27.07	9.16	25.28	-0.07	0.19
R2/1402	ASSUMED_KITCHEN	W2/1402	37.13	28.90	8.23	22.17	28.97	8.16	21.98	-0.07	0.19
R1/1410	ASSUMED	W1/1410	21.90	15.35	6.55	29.91	15.35	6.55	29.91	0.00	0.00
R1/1411	ASSUMED	W1/1411	24.78	18.50	6.28	25.34	18.56	6.22	25.10	-0.06	0.24
174 Broadhurst Gardens											
R2/1390	ASSUMED_BEDROOM	W4/1390	32.61	23.32	9.29	28.49	23.38	9.23	28.30	-0.06	0.18
R2/1391	ASSUMED_BEDROOM	W2/1391	35.97	27.45	8.52	23.69	27.52	8.45	23.49	-0.07	0.19
R2/1392	ASSUMED_BEDROOM	W2/1392	37.43	30.06	7.37	19.69	30.13	7.30	19.50	-0.07	0.19
R2/1400	ASSUMED_KITCHEN	W2/1400	35.42	25.64	9.78	27.61	25.70	9.72	27.44	-0.06	0.17
R2/1401	ASSUMED_KITCHEN	W2/1401	36.29	27.11	9.18	25.30	27.18	9.11	25.10	-0.07	0.19
R2/1401	ASSUMED_KITCHEN	W3/1401	19.54	17.74	1.80	9.21	17.74	1.80	9.21	0.00	0.00
R3/1402	ASSUMED	W3/1402	35.34	27.39	7.95	22.50	27.45	7.89	22.33	-0.06	0.17
R3/1402	ASSUMED	W4/1402	27.50	25.98	1.52	5.53	25.98	1.52	5.53	0.00	0.00
176 Broadhurst Gardens											
R1/1420	ASSUMED_BEDROOM	W1/1420	32.72	23.97	8.75	26.74	23.97	8.75	26.74	0.00	0.00
R1/1421	ASSUMED_BEDROOM	W1/1421	36.00	28.11	7.89	21.92	28.15	7.85	21.81	-0.04	0.11
R1/1422	ASSUMED_BEDROOM	W1/1422	37.51	30.72	6.79	18.10	30.77	6.74	17.97	-0.05	0.13
R1/1430	ASSUMED_KITCHEN	W1/1430	35.55	25.95	9.60	27.00	26.01	9.54	26.84	-0.06	0.17
R1/1431	ASSUMED_STAIR	W1/1431	18.69	16.86	1.83	9.79	16.86	1.83	9.79	0.00	0.00
R4/1431	ASSUMED	W2/1431	36.45	27.53	8.92	24.47	27.59	8.86	24.31	-0.06	0.16
R1/1432	ASSUMED_STAIR	W1/1432	30.66	28.41	2.25	7.34	28.52	2.14	6.98	-0.11	0.36
178 Broadhurst Gardens											
R2/1420	BEDROOM	W2/1420	31.03	23.32	7.71	24.85	23.32	7.71	24.85	0.00	0.00
R3/1420	BEDROOM	W3/1420	34.81	26.27	8.54	24.53	26.32	8.49	24.39	-0.05	0.14
R2/1421	BEDROOM	W2/1421	35.86	27.92	7.94	22.14	27.98	7.88	21.97	-0.06	0.17
R4/1421	BEDROOM	W4/1421	32.42	25.79	6.63	20.45	25.79	6.63	20.45	0.00	0.00
R2/1422	LKD	W2/1422	37.46	30.79	6.67	17.81	30.85	6.61	17.65	-0.06	0.16
R2/1422	LKD	W3/1422	82.53	78.24	4.29	5.20	78.28	4.25	5.15	-0.04	0.05
180 Broadhurst Gardens											
R1/1451	ASSUMED	W1/1451	34.70	27.85	6.85	19.74	27.89	6.81	19.63	-0.04	0.12
R1/1452	ASSUMED	W1/1452	4.76	0.86	3.90	81.93	0.91	3.85	80.88	-0.05	1.05
R1/1453	ASSUMED	W1/1453	38.37	34.22	4.15	10.82	34.26	4.11	10.71	-0.04	0.10
R3/1453	ASSUMED	W3/1453	80.29	78.78	1.51	1.88	78.86	1.43	1.78	-0.08	0.10
182 Broadhurst Gardens											
R2/1451	ASSUMED	W2/1451	34.91	28.23	6.68	19.13	28.27	6.64	19.02	-0.04	0.11
R2/1452	ASSUMED	W2/1452	0.00	0.00	0.00	0.00	0.00	0.00	0.00	0.00	0.00
R2/1452	ASSUMED	W3/1452	4.80	0.78	4.02	83.75	0.78	4.02	83.75	0.00	0.00
R2/1453	ASSUMED	W2/1453	38.36	34.44	3.92	10.22	34.47	3.89	10.14	-0.03	0.08
184 Broadhurst Gardens											



DAYLIGHT Analysis

O2 Centre, Finchley, Camden, London

2024 Proposed Scheme vs 2022 Proposed Scheme 06-01-25 Phase 1 and Consented Phase 2,3

DAYLIGHT

Room	Room Use	Window	Existing VSC	Proposed VSC	Loss	%Loss	Proposed VSC	Loss	%Loss	2024 Proposed VSC vs 2022 Proposed VSC	2024 Proposed VSC vs 2022 Proposed VSC (% Loss)
R1/1461	ASSUMED	W1/1461	34.65	28.35	6.30	18.18	28.38	6.27	18.10	-0.03	0.09
R1/1462	ASSUMED	W1/1462	0.00	0.00	0.00	0.00	0.00	0.00	0.00	0.00	0.00
R1/1463	ASSUMED	W1/1463	38.42	34.88	3.54	9.21	34.91	3.51	9.14	-0.03	0.08
186 Broadhurst Gardens											
R2/1461	ASSUMED	W2/1461	36.05	30.19	5.86	16.26	30.22	5.83	16.17	-0.03	0.08
R2/1461	ASSUMED	W3/1461	35.79	29.98	5.81	16.23	30.01	5.78	16.15	-0.03	0.08
R2/1462	ASSUMED	W2/1462	36.84	32.41	4.43	12.02	32.44	4.40	11.94	-0.03	0.08
R2/1462	ASSUMED	W3/1462	36.37	31.93	4.44	12.21	31.96	4.41	12.13	-0.03	0.08
R2/1463	ASSUMED	W2/1463	73.35	71.70	1.65	2.25	71.70	1.65	2.25	0.00	0.00
R2/1463	ASSUMED	W3/1463	37.81	34.64	3.17	8.38	34.67	3.14	8.30	-0.03	0.08
R1/1481	ASSUMED	W1/1481	35.89	30.51	5.38	14.99	30.54	5.35	14.91	-0.03	0.08
R1/1482	ASSUMED	W1/1482	36.51	32.47	4.04	11.07	32.50	4.01	10.98	-0.03	0.08
R1/1483	ASSUMED	W1/1483	37.93	35.18	2.75	7.25	35.20	2.73	7.20	-0.02	0.05
R1/1484	ASSUMED	W1/1484	26.77	26.77	0.00	0.00	26.77	0.00	0.00	0.00	0.00
R1/1484	ASSUMED	W2/1484	74.63	73.76	0.87	1.17	73.76	0.87	1.17	0.00	0.00
R1/1484	ASSUMED	W3/1484	73.18	72.39	0.79	1.08	72.39	0.79	1.08	0.00	0.00
R1/1484	ASSUMED	W4/1484	68.51	67.88	0.63	0.92	67.88	0.63	0.92	0.00	0.00
R1/1484	ASSUMED	W5/1484	58.65	58.41	0.24	0.41	58.41	0.24	0.41	0.00	0.00
190 Broadhurst Gardens											
R1/1501	ASSUMED	W1/1501	37.11	32.70	4.41	11.88	32.72	4.39	11.83	-0.02	0.05
R1/1502	ASSUMED	W1/1502	38.07	35.13	2.94	7.72	35.16	2.91	7.64	-0.03	0.08
R1/1511	ASSUMED	W1/1511	36.87	32.33	4.54	12.31	32.35	4.52	12.26	-0.02	0.05
R1/1512	ASSUMED	W1/1512	37.80	34.54	3.26	8.62	34.56	3.24	8.57	-0.02	0.05
R1/1513	ASSUMED	W1/1513	38.53	36.37	2.16	5.61	36.40	2.13	5.53	-0.03	0.08
R1/1513	ASSUMED	W2/1513	62.26	61.64	0.62	1.00	61.64	0.62	1.00	0.00	0.00
R1/1531	ASSUMED	W1/1531	35.96	33.45	2.51	6.98	33.47	2.49	6.92	-0.02	0.06
R2/1531	ASSUMED	W2/1531	36.53	33.67	2.86	7.83	33.69	2.84	7.77	-0.02	0.05
R3/1531	ASSUMED	W3/1531	36.20	33.04	3.16	8.73	33.05	3.15	8.70	-0.01	0.03
R4/1531	ASSUMED	W4/1531	33.60	30.58	3.02	8.99	30.58	3.02	8.99	0.00	0.00
R5/1531	ASSUMED	W5/1531	28.00	25.63	2.37	8.46	25.63	2.37	8.46	0.00	0.00
R5/1531	ASSUMED	W6/1531	19.42	18.37	1.05	5.41	18.37	1.05	5.41	0.00	0.00
R1/1532	ASSUMED	W1/1532	37.66	35.91	1.75	4.65	35.93	1.73	4.59	-0.02	0.05
R2/1532	ASSUMED	W2/1532	37.80	35.83	1.97	5.21	35.85	1.95	5.16	-0.02	0.05
R3/1532	ASSUMED	W3/1532	37.63	35.56	2.07	5.50	35.57	2.06	5.47	-0.01	0.03
R4/1532	ASSUMED	W4/1532	36.02	34.12	1.90	5.27	34.12	1.90	5.27	0.00	0.00
R5/1532	ASSUMED	W5/1532	31.95	30.47	1.48	4.63	30.47	1.48	4.63	0.00	0.00
R5/1532	ASSUMED	W6/1532	24.38	23.59	0.79	3.24	23.59	0.79	3.24	0.00	0.00
R1/1533	ASSUMED	W1/1533	62.97	61.91	1.06	1.68	61.93	1.04	1.65	-0.02	0.03
R1/1533	ASSUMED	W2/1533	57.13	56.38	0.75	1.31	56.38	0.75	1.31	0.00	0.00
R2/1533	ASSUMED	W3/1533	54.85	54.03	0.82	1.49	54.03	0.82	1.49	0.00	0.00
R3/1533	ASSUMED	W4/1533	53.96	52.73	1.23	2.28	52.73	1.23	2.28	0.00	0.00
R4/1533	ASSUMED	W5/1533	54.34	53.02	1.32	2.43	53.02	1.32	2.43	0.00	0.00
R5/1533	ASSUMED	W6/1533	62.50	61.44	1.06	1.70	61.44	1.06	1.70	0.00	0.00
102 West End Lane											
R1/1560	ASSUMED	W1/1560	18.00	18.00	0.00	0.00	18.00	0.00	0.00	0.00	0.00
R2/1560	ASSUMED	W2/1560	21.78	21.78	0.00	0.00	21.78	0.00	0.00	0.00	0.00
R3/1560	ASSUMED	W3/1560	23.65	23.65	0.00	0.00	23.65	0.00	0.00	0.00	0.00
R4/1560	ASSUMED	W4/1560	24.49	24.49	0.00	0.00	24.49	0.00	0.00	0.00	0.00
R1/1561	ASSUMED	W1/1561	27.46	25.68	1.78	6.48	25.69	1.77	6.45	-0.01	0.04
R2/1561	ASSUMED	W2/1561	31.61	29.64	1.97	6.23	29.65	1.96	6.20	-0.01	0.03
R3/1561	ASSUMED	W3/1561	33.51	31.41	2.10	6.27	31.42	2.09	6.24	-0.01	0.03
R4/1561	ASSUMED	W4/1561	34.41	32.10	2.31	6.71	32.11	2.30	6.68	-0.01	0.03
R1/1562	ASSUMED	W1/1562	52.84	51.79	1.05	1.99	51.80	1.04	1.97	-0.01	0.02



DAYLIGHT Analysis

O2 Centre, Finchley, Camden, London
2024 Proposed Scheme vs 2022 Proposed Scheme 06-01-25 Phase 1 and Consented Phase 2,3

DAYLIGHT

Room	Room Use	Window	Existing VSC	Proposed VSC	Loss	%Loss	Proposed VSC	Loss	%Loss	2024 Proposed VSC vs 2022 Proposed VSC	2024 Proposed VSC vs 2022 Proposed VSC (% Loss)
R2/1562	ASSUMED	W2/1562	64.89	63.96	0.93	1.43	63.96	0.93	1.43	0.00	0.00
R3/1562	ASSUMED	W3/1562	69.27	68.14	1.13	1.63	68.14	1.13	1.63	0.00	0.00
R4/1562	ASSUMED	W4/1562	70.69	69.45	1.24	1.75	69.46	1.23	1.74	-0.01	0.01
R1/1571	BEDROOM	W1/1571	30.96	29.79	1.17	3.78	29.83	1.13	3.65	-0.04	0.13
R1/1572	BEDROOM	W1/1572	38.95	38.08	0.87	2.23	38.13	0.82	2.11	-0.05	0.13
R1/1573	BEDROOM	W2/1573	39.38	38.71	0.67	1.70	38.75	0.63	1.60	-0.04	0.10
R3/1573	BEDROOM	W1/1573	3.67	3.59	0.08	2.18	3.60	0.07	1.91	-0.01	0.27
104 West End Lane											
R1/1581	ASSUMED	W1/1581	21.39	20.19	1.20	5.61	20.22	1.17	5.47	-0.03	0.14
R1/1582	ASSUMED	W1/1582	25.51	24.61	0.90	3.53	24.65	0.86	3.37	-0.04	0.16
106 West End Lane											
R1/1591	ASSUMED	W1/1591	35.96	34.53	1.43	3.98	34.56	1.40	3.89	-0.03	0.08
108 West End Lane											
R2/1591	ASSUMED	W2/1591	36.68	35.09	1.59	4.33	35.11	1.57	4.28	-0.02	0.05
110 West End Lane											
R3/1591	ASSUMED	W3/1591	36.97	35.24	1.73	4.68	35.25	1.72	4.65	-0.01	0.03
112 West End Lane											
R4/1591	ASSUMED	W4/1591	37.21	35.27	1.94	5.21	35.27	1.94	5.21	0.00	0.00
R5/1591	ASSUMED	W5/1591	37.32	35.17	2.15	5.76	35.18	2.14	5.73	-0.01	0.03
114 West End Lane											
R6/1591	ASSUMED	W6/1591	37.43	34.92	2.51	6.71	34.92	2.51	6.71	0.00	0.00
R6/1591	ASSUMED	W7/1591	38.32	36.51	1.81	4.72	36.51	1.81	4.72	0.00	0.00
R6/1591	ASSUMED	W8/1591	37.46	34.81	2.65	7.07	34.81	2.65	7.07	0.00	0.00
R6/1591	ASSUMED	W9/1591	37.48	34.72	2.76	7.36	34.72	2.76	7.36	0.00	0.00



NSL Analysis

O2 Centre, Finchley, Camden, London
Existing vs Proposed Scheme 06-01-25 Phase 1 and Consented Phase 2,3

NSL

Room	Room Use	Whole Room sq ft	Existing sq ft	2024 Proposed NSL sq ft	2022 Proposed NSL sq ft	Loss sq ft	%Loss	2024 Proposed NSL vs 2022 Proposed NSL	Retained 2024 NSL (%)	Retained 2022 NSL (%)
Hardy Building										
R1/1151	BEDROOM	133.0	126.5	126.5	126.5	0.0	0.0	0.0	95	95
R1/1152	BEDROOM	133.0	126.5	126.5	126.5	0.0	0.0	0.0	95	95
R2/1152	LKD	359.2	359.1	359.1	359.1	0.0	0.0	0.0	100	100
R3/1152	BEDROOM	98.7	97.4	97.4	97.4	0.0	0.0	0.0	99	99
R4/1152	BEDROOM	110.5	108.5	108.5	108.5	0.0	0.0	0.0	98	98
R5/1152	BEDROOM	104.3	102.9	102.9	102.9	0.0	0.0	0.0	99	99
R6/1152	BEDROOM	102.9	101.6	101.6	101.6	0.0	0.0	0.0	99	99
R7/1152	LKD	315.9	314.5	314.5	314.5	0.0	0.0	0.0	100	100
R1/1153	BEDROOM	133.0	126.5	126.5	126.5	0.0	0.0	0.0	95	95
R2/1153	LKD	359.2	359.1	359.1	359.1	0.0	0.0	0.0	100	100
R3/1153	BEDROOM	98.7	97.4	97.4	97.4	0.0	0.0	0.0	99	99
R4/1153	BEDROOM	110.5	108.5	108.5	108.5	0.0	0.0	0.0	98	98
R5/1153	BEDROOM	104.3	102.9	102.9	102.9	0.0	0.0	0.0	99	99
R6/1153	BEDROOM	102.9	101.6	101.6	101.6	0.0	0.0	0.0	99	99
R7/1153	LKD	315.9	314.5	314.5	314.5	0.0	0.0	0.0	100	100
R1/1154	LKD	857.6	857.6	857.6	857.6	0.0	0.0	0.0	100	100
R2/1154	BEDROOM	179.6	177.8	177.8	177.8	0.0	0.0	0.0	99	99
24 West End Lane										
R1/1171		139.3	139.3	139.3	139.3	0.0	0.0	0.0	100	100
R2/1171		255.0	248.3	248.3	248.3	0.0	0.0	0.0	97	97
R1/1172		206.1	206.1	206.1	206.1	0.0	0.0	0.0	100	100
R2/1172		186.1	178.9	178.9	178.9	0.0	0.0	0.0	96	96
R1/1173		178.8	178.2	178.2	178.2	0.0	0.0	0.0	100	100
R2/1173		177.7	156.3	156.3	156.3	0.1	0.1	0.0	88	88
R2/1176		208.8	193.8	193.1	193.1	0.8	0.4	0.0	92	92
R2/1177		135.8	133.4	133.4	133.4	0.0	0.0	0.0	98	98
3 Blackburn Road										
R1/1180	LKD	114.8	114.4	68.9	68.9	45.5	39.8	0.0	60	60
R3/1180	STUDIO	185.9	185.4	70.8	70.8	114.6	61.8	0.0	38	38
R1/1181	LKD	123.3	120.6	101.2	101.2	19.4	16.1	0.0	82	82
R2/1181	BEDROOM	103.4	100.0	75.5	75.5	24.5	24.5	0.0	73	73
R1/1182	LKD	124.7	123.3	121.8	121.8	1.5	1.2	0.0	98	98
R2/1182	LKD	109.2	108.2	105.7	105.7	2.6	2.4	0.0	97	97
5 Blackburn Road										
R1/1190		166.4	165.9	82.9	82.9	83.0	50.0	0.0	50	50
R1/1191		211.4	207.9	117.5	117.5	90.4	43.5	0.0	56	56
R1/1192		179.0	168.1	108.2	108.2	59.9	35.6	0.0	60	60
7 Blackburn Road										
R2/1200		160.8	160.4	81.0	81.0	79.5	49.6	0.0	50	50
R1/1201		206.8	203.4	110.9	110.9	92.5	45.5	0.0	54	54
R1/1202		173.1	165.5	129.6	129.6	35.8	21.6	0.0	75	75
9 Blackburn Road										
R1/1210		162.2	161.7	70.8	70.8	90.9	56.2	0.0	44	44
R1/1211		212.5	208.5	104.6	104.6	104.0	49.9	0.0	49	49
R1/1212		173.9	160.1	104.9	104.9	55.2	34.5	0.0	60	60
Asher House										
R2/1220	LD	234.8	233.3	39.7	39.7	193.6	83.0	0.0	17	17
R3/1220	BEDROOM	228.2	226.8	38.0	38.0	188.8	83.2	0.0	17	17
R4/1220	BEDROOM	228.2	226.8	37.4	37.4	189.4	83.5	0.0	16	16
R5/1220	LD	228.2	226.8	36.5	36.5	190.3	83.9	0.0	16	16
R6/1220	LD	228.2	223.0	36.0	36.0	187.1	83.9	0.0	16	16
R7/1220	BEDROOM	228.2	211.4	34.9	34.9	176.5	83.5	0.0	15	15
R8/1220	BEDROOM	228.2	201.5	34.3	34.3	167.2	83.0	0.0	15	15
R9/1220	LD	235.0	212.2	33.1	33.1	179.0	84.4	0.0	14	14
R2/1221	STUDIO	331.3	327.4	124.3	124.3	203.0	62.0	0.0	38	38
R3/1221	STUDIO	325.9	320.5	119.9	119.9	200.6	62.6	0.0	37	37
R4/1221	STUDIO	325.9	317.8	115.0	115.0	202.8	63.8	0.0	35	35



NSL Analysis

O2 Centre, Finchley, Camben, London
Existing vs Proposed Scheme 06-01-25 Phase 1 and Consented Phase 2,3

NSL

Room	Room Use	Whole Room sq ft	Existing sq ft	2024 Proposed NSL sq ft	2022 Proposed NSL sq ft	Loss sq ft	%Loss	2024 Proposed NSL vs 2022 Proposed NSL	Retained 2024 NSL (%)	Retained 2022 NSL (%)
R5/1221	BEDROOM	121.2	119.7	38.2	38.2	81.4	68.0	0.0	32	32
R6/1221	LKD	384.1	380.2	125.0	125.0	255.3	67.1	0.0	33	33
:(STUDENT ACCOMODATION)										
R1/732	BEDROOM	112.8	112.8	110.2	110.2	2.6	2.3	0.0	98	98
R2/732	BEDROOM	110.1	107.9	29.7	29.7	78.2	72.5	0.0	27	27
R3/732	BEDROOM	228.0	224.1	54.0	54.0	170.1	75.9	0.0	24	24
R4/732	BEDROOM	87.2	85.3	84.4	84.4	0.9	1.1	0.0	97	97
R5/732	BEDROOM	86.1	84.5	68.2	68.2	16.3	19.3	0.0	79	79
R6/732	BEDROOM	83.8	82.2	80.8	80.8	1.4	1.7	0.0	96	96
R1/733	BEDROOM	112.8	112.8	110.2	110.2	2.6	2.3	0.0	98	98
R2/733	BEDROOM	110.1	107.9	20.2	20.2	87.7	81.3	0.0	18	18
R3/733	BEDROOM	228.0	224.6	75.7	75.7	148.9	66.3	0.0	33	33
R4/733	BEDROOM	87.2	85.6	68.0	68.0	17.6	20.6	0.0	78	78
R5/733	BEDROOM	86.1	84.2	83.2	83.2	1.0	1.2	0.0	97	97
R6/733	BEDROOM	83.8	82.2	74.8	74.8	7.4	9.0	0.0	89	89
R1/734	BEDROOM	112.8	112.8	110.2	110.2	2.6	2.3	0.0	98	98
R2/734	BEDROOM	110.1	107.9	32.6	32.6	75.3	69.8	0.0	30	30
R3/734	BEDROOM	228.0	224.1	64.8	64.8	159.3	71.1	0.0	28	28
R4/734	BEDROOM	87.2	85.3	84.7	84.7	0.6	0.7	0.0	97	97
R5/734	BEDROOM	86.1	84.5	78.1	78.1	6.4	7.6	0.0	91	91
R6/734	BEDROOM	83.8	82.2	81.0	81.0	1.2	1.5	0.0	97	97
R1/741	BEDROOM	107.9	105.7	15.5	15.5	90.2	85.3	0.0	14	14
R2/741	BEDROOM	107.8	105.6	16.6	16.6	88.9	84.2	0.0	15	15
R3/741	BEDROOM	105.7	103.3	16.6	16.6	86.7	83.9	0.0	16	16
R4/741	BEDROOM	121.1	118.7	19.7	19.7	99.0	83.4	0.0	16	16
R5/741	BEDROOM	107.7	104.8	21.4	21.4	83.4	79.6	0.0	20	20
R6/741	BEDROOM	109.5	106.4	15.2	15.2	91.2	85.7	0.0	14	14
R7/741	BEDROOM	105.9	103.7	27.1	27.1	76.6	73.9	0.0	26	26
R1/742	BEDROOM	107.9	105.7	19.5	19.5	86.2	81.6	0.0	18	18
R2/742	BEDROOM	107.8	105.6	17.2	17.2	88.4	83.7	0.0	16	16
R3/742	BEDROOM	105.7	104.1	17.5	17.5	86.6	83.2	0.0	17	17
R4/742	BEDROOM	121.1	117.8	29.1	29.1	88.7	75.3	0.0	24	24
R5/742	BEDROOM	107.7	106.1	17.0	17.0	89.1	84.0	0.0	16	16
R6/742	BEDROOM	109.5	107.8	26.0	26.0	81.8	75.9	0.0	24	24
R7/742	BEDROOM	105.9	103.8	16.9	16.9	86.9	83.7	0.0	16	16
R1/743	BEDROOM	107.9	106.4	19.7	19.7	86.7	81.5	0.0	18	18
R2/743	BEDROOM	107.8	106.3	20.6	20.6	85.7	80.6	0.0	19	19
R3/743	BEDROOM	105.7	104.0	20.3	20.3	83.7	80.5	0.0	19	19
R4/743	BEDROOM	121.1	119.4	24.0	24.0	95.4	79.9	0.0	20	20
R5/743	BEDROOM	107.7	105.4	24.4	24.4	81.0	76.9	0.0	23	23
R6/743	BEDROOM	109.5	107.0	19.6	19.6	87.4	81.7	0.0	18	18
R7/743	BEDROOM	105.9	104.4	29.8	29.8	74.7	71.6	0.0	28	28
R1/744	BEDROOM	107.9	106.4	24.6	24.6	81.7	76.8	0.0	23	23
R2/744	BEDROOM	107.8	106.2	23.3	23.3	82.9	78.1	0.0	22	22
R3/744	BEDROOM	105.7	104.8	23.6	23.6	81.2	77.5	0.0	22	22
R4/744	BEDROOM	121.1	118.4	33.3	33.3	85.1	71.9	0.0	27	27
R5/744	BEDROOM	107.7	106.7	23.8	23.8	82.9	77.7	0.0	22	22
R6/744	BEDROOM	109.5	108.5	30.0	30.0	78.4	72.3	0.0	27	27
R7/744	BEDROOM	105.9	104.4	23.1	23.1	81.3	77.9	0.0	22	22
R3/745	BEDROOM	105.7	104.0	27.8	27.8	76.3	73.4	0.0	26	26
R4/745	BEDROOM	121.1	119.4	33.1	33.1	86.3	72.3	0.0	27	27
R5/745	BEDROOM	107.7	105.4	30.1	30.1	75.3	71.4	0.0	28	28
R6/745	BEDROOM	109.5	107.0	27.9	27.9	79.1	73.9	0.0	25	25
R7/745	BEDROOM	105.9	104.4	34.3	34.3	70.1	67.1	0.0	32	32
R2/746	BEDROOM	116.0	110.4	33.0	33.0	77.4	70.1	0.0	28	28
R3/746	STUDIO	230.7	222.4	60.8	60.8	161.6	72.7	0.0	26	26
R4/746	STUDIO	217.1	209.0	55.2	55.2	153.8	73.6	0.0	25	25
R1/761	BEDROOM	104.9	101.3	51.3	51.3	49.9	49.3	0.0	49	49
R2/761	BEDROOM	106.6	104.0	27.2	27.2	76.8	73.8	0.0	26	26
R3/761	BEDROOM	106.5	103.9	80.7	80.7	23.2	22.3	0.0	76	76
R4/761	BEDROOM	104.9	101.6	40.3	40.3	61.4	60.4	0.0	38	38
R5/761	BEDROOM	104.9	101.9	100.4	100.4	1.5	1.5	0.0	96	96
R1/762	BEDROOM	104.9	103.0	21.9	21.9	81.0	78.6	0.0	21	21
R2/762	BEDROOM	106.6	104.2	57.0	57.0	47.2	45.3	0.0	53	53
R3/762	BEDROOM	106.5	104.2	35.7	35.7	68.5	65.7	0.0	34	34
R4/762	BEDROOM	104.9	102.9	85.1	85.1	17.9	17.4	0.0	81	81
R5/762	BEDROOM	104.9	102.6	72.9	72.9	29.8	29.0	0.0	69	69
R1/763	BEDROOM	104.9	101.7	54.0	54.0	47.7	46.9	0.0	51	51
R2/763	BEDROOM	106.6	104.7	31.6	31.6	73.1	69.8	0.0	30	30
R3/763	BEDROOM	106.5	104.5	84.2	84.2	20.4	19.5	0.0	79	79
R4/763	BEDROOM	104.9	102.3	44.4	44.4	57.9	56.6	0.0	42	42
R5/763	BEDROOM	104.9	102.3	101.6	101.6	0.8	0.8	0.0	97	97
R1/764	BEDROOM	104.9	104.0	29.1	29.1	75.0	72.1	0.0	28	28
R2/764	BEDROOM	106.6	104.8	59.3	59.3	45.5	43.4	0.0	56	56



NSL Analysis

O2 Centre, Finchley, Camben, London
Existing vs Proposed Scheme 06-01-25 Phase 1 and Consented Phase 2,3

NSL

Room	Room Use	Whole Room sq ft	Existing sq ft	2024 Proposed NSL sq ft	2022 Proposed NSL sq ft	Loss sq ft	%Loss	2024 Proposed NSL vs 2022 Proposed NSL	Retained 2024 NSL (%)	Retained 2022 NSL (%)
R3/764	BEDROOM	106.5	105.0	44.3	44.3	60.7	57.8	0.0	42	42
R4/764	BEDROOM	104.9	103.4	86.9	86.9	16.5	16.0	0.0	83	83
R5/764	BEDROOM	104.9	103.6	77.3	77.3	26.3	25.4	0.0	74	74
R1/765	BEDROOM	104.9	101.7	56.6	56.6	45.1	44.3	0.0	54	54
R2/765	BEDROOM	106.6	104.9	38.3	38.3	66.6	63.5	0.0	36	36
R3/765	BEDROOM	106.5	104.5	85.7	85.7	18.8	18.0	0.0	80	80
R4/765	BEDROOM	104.9	102.8	50.0	50.0	52.8	51.4	0.0	48	48
R5/765	BEDROOM	104.9	102.7	101.9	101.9	0.8	0.8	0.0	97	97
R1/766	BEDROOM	104.9	104.0	38.6	38.6	65.5	63.0	0.0	37	37
R2/766	BEDROOM	106.6	104.8	62.7	62.7	42.2	40.3	0.0	59	59
R3/766	BEDROOM	106.5	105.0	52.3	52.3	52.7	50.2	0.0	49	49
R4/766	BEDROOM	104.9	103.6	90.3	90.3	13.3	12.8	0.0	86	86
R5/766	BEDROOM	104.9	103.6	83.2	83.2	20.4	19.7	0.0	79	79
R1/767	STUDIO	189.8	188.4	166.8	166.8	21.6	11.5	0.0	88	88
R2/767	STUDIO	208.7	202.0	137.0	137.0	65.0	32.2	0.0	66	66
R3/767	STUDIO	221.5	214.7	172.4	172.4	42.4	19.7	0.0	78	78
R4/767	STUDIO	268.7	253.6	247.8	248.1	5.8	2.3	-0.3	92	92
R1/768	STUDIO	190.6	189.1	168.1	168.1	21.1	11.2	0.0	88	88
R2/768	STUDIO	209.4	203.8	170.8	170.8	33.0	16.2	0.0	82	82
R3/768	STUDIO	227.0	220.2	193.1	193.1	27.1	12.3	0.0	85	85
R4/768	STUDIO	268.9	260.1	256.0	256.0	4.1	1.6	0.0	95	95
R1/1232	STUDIO	188.4	186.2	181.0	181.0	5.2	2.8	0.0	96	96
R2/1232	STUDIO	171.1	166.9	33.8	33.8	133.1	79.7	0.0	20	20
R3/1232	STUDIO	172.1	167.2	74.4	74.4	92.7	55.4	0.0	43	43
R4/1232	STUDIO	170.2	165.5	82.4	82.4	83.1	50.2	0.0	48	48
R5/1232	LKD	336.6	329.1	280.0	280.0	49.1	14.9	0.0	83	83
R1/1233	STUDIO	190.8	190.7	140.6	140.6	50.1	26.3	0.0	74	74
R2/1233	STUDIO	171.1	167.3	56.2	56.2	111.1	66.4	0.0	33	33
R3/1233	STUDIO	172.1	168.8	49.4	49.4	119.4	70.7	0.0	29	29
R4/1233	STUDIO	170.2	167.0	58.2	58.2	108.8	65.1	0.0	34	34
R5/1233	LKD	340.2	333.3	287.5	287.5	45.8	13.7	0.0	85	85
R1/1234	STUDIO	188.4	186.7	183.2	183.2	3.5	1.9	0.0	97	97
R2/1234	STUDIO	171.1	167.1	57.5	57.5	109.7	65.6	0.0	34	34
R3/1234	STUDIO	172.1	167.1	84.6	84.6	82.5	49.4	0.0	49	49
R4/1234	STUDIO	170.2	165.7	90.8	90.8	74.8	45.1	0.0	53	53
R5/1234	LKD	340.2	333.3	293.5	293.5	39.8	11.9	0.0	86	86
73 LITHOS ROAD										
R1/30		202.8	195.5	117.3	120.2	78.1	39.9	-2.9	58	59
R1/31		202.8	198.6	170.1	188.5	28.5	14.4	-18.4	84	93
R1/32		202.8	198.9	185.0	198.6	13.9	7.0	-13.6	91	98
R24/32		62.2	58.0	58.0	58.0	0.0	0.0	0.0	93	93
R25/32		56.2	52.5	52.5	52.5	0.0	0.0	0.0	93	93
R1/33		202.8	198.9	195.2	198.8	3.6	1.8	-3.6	96	98
R24/33		62.2	58.0	58.0	58.0	0.0	0.0	0.0	93	93
R25/33		56.2	52.5	52.5	52.5	0.0	0.0	0.0	93	93
72 LITHOS ROAD										
R2/30		229.9	226.2	127.4	125.6	98.9	43.7	1.8	55	55
R2/31		229.9	223.7	173.5	190.9	50.2	22.4	-17.4	75	83
R2/32		35.2	32.4	31.9	32.2	0.5	1.5	-0.3	91	91
R3/32		165.3	162.7	140.8	148.6	21.9	13.5	-7.8	85	90
R2/33		35.2	32.4	31.9	32.3	0.5	1.5	-0.4	91	92
R3/33		165.3	162.7	156.9	158.9	5.8	3.6	-2.0	95	96
71 LITHOS ROAD										
R3/30		158.0	156.6	104.7	113.4	51.8	33.1	-8.7	66	72
R3/31		158.0	155.8	131.9	148.7	23.8	15.3	-16.8	83	94
R4/32		158.0	152.8	144.6	149.0	8.2	5.4	-4.4	92	94
R1/34		158.0	138.6	138.5	138.6	0.0	0.0	-0.1	88	88
70 LITHOS ROAD										
R4/30		162.1	160.9	110.5	116.6	50.4	31.3	-6.1	68	72
R4/31		162.1	160.4	141.7	153.6	18.7	11.7	-11.9	87	95
R5/32		162.1	157.3	150.4	152.2	6.9	4.4	-1.8	93	94
R2/34		162.1	141.4	141.4	141.4	0.0	0.0	0.0	87	87
69 LITHOS ROAD										



NSL Analysis

O2 Centre, Finchley, Camben, London
Existing vs Proposed Scheme 06-01-25 Phase 1 and Consented Phase 2,3

NSL

Room	Room Use	Whole Room sq ft	Existing sq ft	2024 Proposed NSL sq ft	2022 Proposed NSL sq ft	Loss sq ft	%Loss	2024 Proposed NSL vs 2022 Proposed NSL	Retained 2024 NSL (%)	Retained 2022 NSL (%)
R5/30		158.5	157.1	113.6	118.3	43.5	27.7	-4.7	72	75
R5/31		158.5	155.6	140.6	151.3	15.1	9.7	-10.7	89	95
R6/32		158.5	153.0	149.1	150.9	3.9	2.5	-1.8	94	95
R3/34		158.5	138.3	138.2	138.2	0.2	0.1	0.0	87	87
68 LITHOS ROAD										
R6/30		165.4	164.0	126.0	126.1	37.9	23.1	-0.1	76	76
R6/31		165.4	163.3	145.9	157.5	17.4	10.7	-11.6	88	95
R7/32		165.4	160.7	147.5	157.9	13.2	8.2	-10.4	89	95
R7/33		165.4	157.1	140.2	148.3	16.9	10.8	-8.1	85	90
R4/34		134.4	121.3	121.3	121.3	0.0	0.0	0.0	90	90
67 LITHOS ROAD										
R7/30		165.4	164.0	131.0	131.7	32.9	20.1	-0.7	79	80
R7/31		165.4	163.5	149.5	159.6	14.0	8.6	-10.1	90	96
R8/32		165.4	160.4	146.9	157.8	13.5	8.4	-10.9	89	95
R8/33		165.4	157.0	137.8	146.2	19.2	12.2	-8.4	83	88
R5/34		134.4	121.3	121.3	121.3	0.0	0.0	0.0	90	90
66 LITHOS ROAD										
R8/30		158.9	157.6	136.6	140.9	21.0	13.3	-4.3	86	89
R8/31		158.9	156.4	142.2	149.0	14.2	9.1	-6.8	89	94
R9/32		158.9	153.4	145.5	151.0	8.0	5.2	-5.5	92	95
R6/34		158.9	138.7	138.7	138.7	0.0	0.0	0.0	87	87
65 LITHOS ROAD										
R9/30		158.5	157.1	137.8	141.5	19.3	12.3	-3.7	87	89
R9/31		158.5	155.7	138.3	146.1	17.3	11.1	-7.8	87	92
R10/32		158.5	153.1	141.2	148.7	11.9	7.8	-7.5	89	94
R7/34		158.5	139.2	139.2	139.2	0.0	0.0	0.0	88	88
64 LITHOS ROAD										
R10/30		165.8	164.4	137.9	140.8	26.5	16.1	-2.9	83	85
R10/31		165.8	163.7	141.8	149.5	21.9	13.4	-7.7	86	90
R11/32		165.8	161.0	139.8	149.2	21.2	13.2	-9.4	84	90
R11/33		165.8	157.4	129.7	141.6	27.7	17.6	-11.9	78	85
R8/34		134.7	121.7	121.7	121.7	0.0	0.0	0.0	90	90
63 LITHOS ROAD										
R11/30		164.9	163.5	134.2	135.7	29.4	18.0	-1.5	81	82
R11/31		164.9	162.8	148.2	155.4	14.6	9.0	-7.2	90	94
R12/32		164.9	160.1	143.7	146.9	16.4	10.2	-3.2	87	89
R12/33		164.9	156.9	129.2	139.0	27.7	17.7	-9.8	78	84
R9/34		134.0	121.2	121.2	121.2	0.0	0.0	0.0	90	90
62 LITHOS ROAD										
R12/30		159.4	158.0	138.6	138.7	19.4	12.3	-0.1	87	87
R12/31		159.4	157.2	154.0	155.8	3.2	2.0	-1.8	97	98
R13/32		159.4	153.8	138.7	147.1	15.1	9.8	-8.4	87	92
R10/34		159.4	139.1	139.1	139.1	0.0	0.0	0.0	87	87
61 LITHOS ROAD										
R13/30		162.1	160.9	131.6	132.4	29.3	18.2	-0.8	81	82
R13/31		162.1	160.6	158.2	159.4	2.4	1.5	-1.2	98	98
R14/32		162.1	157.3	144.3	151.7	13.1	8.3	-7.4	89	94
R11/34		162.1	141.4	141.4	141.4	0.0	0.0	0.0	87	87
60 LITHOS ROAD										



NSL Analysis

O2 Centre, Finchley, Camben, London
Existing vs Proposed Scheme 06-01-25 Phase 1 and Consented Phase 2,3

NSL

Room	Room Use	Whole Room sq ft	Existing sq ft	2024 Proposed NSL sq ft	2022 Proposed NSL sq ft	Loss sq ft	%Loss	2024 Proposed NSL vs 2022 Proposed NSL	Retained 2024 NSL (%)	Retained 2022 NSL (%)
R14/30		158.0	156.6	120.7	119.7	35.9	22.9	1.0	76	76
R14/31		158.0	155.6	154.1	154.5	1.5	1.0	-0.4	98	98
R15/32		158.0	152.7	139.8	149.4	12.9	8.4	-9.6	88	95
R12/34		158.0	138.4	138.4	138.4	0.0	0.0	0.0	88	88
59 LITHOS ROAD										
R15/30	LIVINGROOM?	247.0	234.0	129.5	124.9	104.5	44.7	4.6	52	51
R15/31	LIVINGROOM?	247.0	237.9	175.1	179.2	62.8	26.4	-4.1	71	73
R16/32	LIVINGROOM	163.1	159.1	143.5	143.5	15.6	9.8	0.0	88	88
R17/32	KITCHEN	79.3	75.6	55.5	62.9	20.1	26.6	-7.4	70	79
R16/33	LIVINGROOM	163.1	159.1	148.1	148.1	11.0	6.9	0.0	91	91
R17/33	KITCHEN	79.3	74.4	55.5	65.4	18.8	25.3	-9.9	70	82
58 LITHOS ROAD										
R16/30	LIVINGROOM?	247.2	235.6	147.4	148.1	88.2	37.4	-0.7	60	60
R16/31	LIVINGROOM?	247.2	239.3	184.7	187.0	54.6	22.8	-2.3	75	76
R18/32	KITCHEN	77.1	73.5	54.7	61.6	18.9	25.7	-6.9	71	80
R19/32	LIVINGROOM	165.5	163.3	151.7	155.0	11.6	7.1	-3.3	92	94
R18/33	KITCHEN	77.1	72.3	54.9	64.1	17.4	24.1	-9.2	71	83
R19/33	LIVINGROOM	165.5	163.3	157.2	158.8	6.1	3.7	-1.6	95	96
57 LITHOS ROAD										
R17/30		174.5	171.6	159.3	158.3	12.2	7.1	1.0	91	91
R17/31		174.5	169.4	166.4	165.6	3.0	1.8	0.8	95	95
R20/32		174.5	163.8	132.7	137.2	31.0	18.9	-4.5	76	79
R13/34		174.5	174.5	169.8	169.8	4.8	2.8	0.0	97	97
56 LITHOS ROAD										
R18/30		176.8	175.2	162.1	157.1	13.2	7.5	5.0	92	89
R18/31		176.8	173.8	167.8	163.5	6.0	3.5	4.3	95	92
R21/32		176.8	170.9	138.4	142.5	32.5	19.0	-4.1	78	81
R14/34		176.8	176.8	171.9	171.9	4.9	2.8	0.0	97	97
55 LITHOS ROAD										
R19/30		176.8	175.0	158.5	153.8	16.5	9.4	4.7	90	87
R19/31		176.8	174.7	165.1	157.6	9.6	5.5	7.5	93	89
R22/32		176.8	171.2	137.3	141.9	33.9	19.8	-4.6	78	80
R15/34		176.8	176.8	171.8	171.8	5.0	2.8	0.0	97	97
54 LITHOS ROAD										
R20/30		203.0	197.2	165.0	167.7	32.2	16.3	-2.7	81	83
R20/31		203.0	197.4	168.7	172.8	28.6	14.5	-4.1	83	85
R23/32		203.0	192.4	127.7	149.7	64.7	33.6	-22.0	63	74
R16/34		179.0	158.6	130.3	130.6	28.3	17.8	-0.3	73	73
v-D ROSEMONT ROAD										
R1/40		157.7	152.3	104.9	109.7	47.4	31.1	-4.8	67	70
R2/40		107.9	107.4	90.5	90.5	16.9	15.7	0.0	84	84
R3/40		134.9	133.1	113.1	114.2	20.0	15.0	-1.1	84	85
R1/41		157.7	156.0	120.9	124.9	35.2	22.6	-4.0	77	79
R2/41		107.9	107.4	99.2	99.2	8.2	7.6	0.0	92	92
R3/41		134.9	133.1	123.1	123.2	10.0	7.5	-0.1	91	91
R1/42		157.7	156.0	139.4	140.5	16.7	10.7	-1.1	88	89
R2/42		107.9	107.4	105.3	105.3	2.1	2.0	0.0	98	98
R3/42		134.9	133.1	130.8	130.8	2.4	1.8	0.0	97	97
R1/43		161.2	161.1	161.1	161.1	0.0	0.0	0.0	100	100
R2/43		108.6	108.2	108.2	108.2	0.0	0.0	0.0	100	100
R3/43		130.7	129.5	129.5	129.5	0.0	0.0	0.0	99	99
3 ROSEMONT ROAD										
R1/50	KD	293.1	253.3	186.0	186.1	67.2	26.5	-0.1	63	63



NSL Analysis

O2 Centre, Finchley, Camben, London
Existing vs Proposed Scheme 06-01-25 Phase 1 and Consented Phase 2,3

NSL

Room	Room Use	Whole Room sq ft	Existing sq ft	2024 Proposed NSL sq ft	2022 Proposed NSL sq ft	Loss sq ft	%Loss	2024 Proposed NSL vs 2022 Proposed NSL	Retained 2024 NSL (%)	Retained 2022 NSL (%)
R2/51	RECEPTION	278.3	277.6	215.9	216.3	61.6	22.2	-0.4	78	78
R1/52	BEDROOM	116.3	112.1	107.1	107.3	5.0	4.5	-0.2	92	92
R1/53	BEDROOM	155.3	153.1	151.0	151.0	2.1	1.4	0.0	97	97
5 ROSEMONT ROAD										
R2/50	KD	293.1	253.4	163.2	164.6	90.2	35.6	-1.4	56	56
R1/51	RECEPTION	278.3	277.7	204.5	204.5	73.2	26.4	0.0	73	73
R2/52	BEDROOM	116.3	112.4	107.2	107.2	5.2	4.6	0.0	92	92
R2/53	BEDROOM	155.3	153.8	150.4	150.4	3.4	2.2	0.0	97	97
4 ROSEMONT ROAD										
R3/50	KD	293.1	253.4	143.7	143.9	109.7	43.3	-0.2	49	49
R3/51	RECEPTION	278.3	277.7	192.7	192.7	85.0	30.6	0.0	69	69
R3/52	BEDROOM	116.3	112.5	107.6	107.6	4.9	4.4	0.0	93	93
R3/53	BEDROOM	155.3	153.8	147.7	147.7	6.1	4.0	0.0	95	95
2 ROSEMONT ROAD										
R4/50	KD	293.1	253.5	158.6	158.6	95.0	37.5	0.0	54	54
R4/51	RECEPTION	278.3	277.7	205.8	205.8	72.0	25.9	0.0	74	74
R4/52	BEDROOM	116.3	112.5	110.3	110.3	2.2	2.0	0.0	95	95
R4/53	BEDROOM	155.3	153.8	149.5	149.5	4.3	2.8	0.0	96	96
1 ROSEMONT ROAD										
R5/50	KD	293.1	253.3	157.1	161.7	96.2	38.0	-4.6	54	55
R5/51	RECEPTION	278.3	277.6	211.5	219.5	66.1	23.8	-8.0	76	79
R5/52	BEDROOM	116.3	112.5	109.8	109.8	2.7	2.4	0.0	94	94
R5/53	BEDROOM	155.3	153.9	153.9	153.9	0.0	0.0	0.0	99	99
3 ROSEMONT ROAD										
R6/50	KD	293.1	253.3	159.8	171.3	93.5	36.9	-11.5	55	58
R6/51	RECEPTION	278.3	277.3	225.8	235.8	51.5	18.6	-10.0	81	85
R6/52	BEDROOM	116.3	112.4	109.1	109.1	3.4	3.0	0.0	94	94
R6/53	BEDROOM	155.3	153.8	153.8	153.8	0.0	0.0	0.0	99	99
5 ROSEMONT ROAD										
R7/50	KD	293.1	253.0	176.8	185.1	76.3	30.2	-8.3	60	63
R7/51	RECEPTION	278.3	277.1	234.4	241.0	42.7	15.4	-6.6	84	87
R7/52	BEDROOM	116.3	112.0	108.4	108.4	3.7	3.3	0.0	93	93
R7/53	BEDROOM	155.3	154.1	153.8	153.8	0.2	0.1	0.0	99	99
4 ROSEMONT ROAD										
R8/50	KD	293.1	252.5	185.5	193.5	67.0	26.5	-8.0	63	66
R8/51	RECEPTION	278.3	276.6	233.9	239.5	42.8	15.5	-5.6	84	86
R8/52	BEDROOM	116.3	109.6	104.8	104.8	4.8	4.4	0.0	90	90
R8/53	BEDROOM	155.3	153.7	152.9	152.9	0.8	0.5	0.0	98	98
2 ROSEMONT ROAD										
R9/50	KD	293.1	251.0	196.3	202.3	54.6	21.8	-6.0	67	69
R9/51	RECEPTION	278.3	275.1	238.7	243.0	36.4	13.2	-4.3	86	87
R9/52	BEDROOM	116.3	98.0	89.0	89.0	9.0	9.2	0.0	77	77
R9/53	BEDROOM	155.3	152.8	149.4	149.4	3.3	2.2	0.0	96	96
1 ROSEMONT ROAD										
R1/60		148.7	148.7	127.6	131.0	21.1	14.2	-3.4	86	88
R2/60		307.8	294.4	285.6	285.6	8.8	3.0	0.0	93	93
R3/60		137.1	135.0	135.0	135.0	0.0	0.0	0.0	98	98
R1/61		148.7	148.7	133.8	133.9	14.9	10.0	-0.1	90	90
R2/61		307.8	300.6	292.8	292.8	7.8	2.6	0.0	95	95
R3/61		137.1	136.0	136.0	136.0	0.0	0.0	0.0	99	99



NSL Analysis

O2 Centre, Finchley, Camden, London
Existing vs Proposed Scheme 06-01-25 Phase 1 and Consented Phase 2,3

NSL

Room	Room Use	Whole Room sq ft	Existing sq ft	2024 Proposed NSL sq ft	2022 Proposed NSL sq ft	Loss sq ft	%Loss	2024 Proposed NSL vs 2022 Proposed NSL	Retained 2024 NSL (%)	Retained 2022 NSL (%)
R1/62		148.7	148.7	134.2	134.2	14.6	9.8	0.0	90	90
R2/62		307.8	306.2	300.4	300.4	5.8	1.9	0.0	98	98
R3/62		137.1	136.1	136.1	136.1	0.0	0.0	0.0	99	99
R1/63		148.7	148.7	135.0	135.0	13.7	9.2	0.0	91	91
R2/63		307.8	306.2	304.2	304.2	2.0	0.7	0.0	99	99
R3/63		248.4	247.0	247.0	247.0	0.0	0.0	0.0	99	99
R1/65		71.8	69.3	69.3	69.3	0.0	0.0	0.0	97	97
R1/66		71.8	69.4	69.4	69.4	0.0	0.0	0.0	97	97
R1/67		71.8	69.4	69.4	69.4	0.0	0.0	0.0	97	97
5 ROSEMONT ROAD										
R1/80	LKD	317.5	130.9	63.7	63.7	67.3	51.4	0.0	20	20
R1/81	RECEPTION	164.5	112.6	74.1	74.1	38.4	34.1	0.0	45	45
R1/82	BEDROOM	164.5	121.0	87.7	87.7	33.3	27.5	0.0	53	53
R1/83	BEDROOM	145.7	143.1	140.0	140.0	3.1	2.2	0.0	96	96
C ROSEMONT ROAD										
R2/80	LKD	317.5	291.3	258.8	258.8	32.5	11.2	0.0	82	82
R2/81	RECEPTION	164.5	156.7	151.7	151.7	5.0	3.2	0.0	92	92
R2/82	BEDROOM	164.5	156.9	147.5	147.5	9.4	6.0	0.0	90	90
R2/83	BEDROOM	145.7	143.1	140.0	140.0	3.2	2.2	0.0	96	96
B ROSEMONT ROAD										
R1/90	LKD	317.5	302.3	282.6	282.6	19.7	6.5	0.0	89	89
R1/91	RECEPTION	164.5	162.8	158.7	158.7	4.1	2.5	0.0	96	96
R1/92	BEDROOM	164.5	160.9	159.2	159.2	1.7	1.1	0.0	97	97
R1/93	BEDROOM	145.7	144.6	144.4	144.4	0.2	0.1	0.0	99	99
A ROSEMONT ROAD										
R2/90	LKD	317.5	305.2	253.4	253.4	51.8	17.0	0.0	80	80
R2/91	RECEPTION	164.5	163.1	163.1	163.1	0.1	0.1	0.0	99	99
R2/92	BEDROOM	164.5	160.5	158.2	158.2	2.3	1.4	0.0	96	96
R2/93	BEDROOM	145.7	144.5	144.5	144.5	0.0	0.0	0.0	99	99
C ROSEMONT ROAD										
R1/100	LKD	317.5	307.8	285.3	285.3	22.5	7.3	0.0	90	90
R1/101	RECEPTION	164.5	162.8	162.8	162.8	0.0	0.0	0.0	99	99
R1/102	BEDROOM	164.5	160.9	157.5	157.5	3.4	2.1	0.0	96	96
R1/103	BEDROOM	145.7	144.6	144.6	144.6	0.0	0.0	0.0	99	99
B ROSEMONT ROAD										
R2/100	LKD	317.5	309.5	205.2	205.2	104.3	33.7	0.0	65	65
R2/101	RECEPTION	164.5	163.3	162.9	162.9	0.4	0.2	0.0	99	99
R2/102	BEDROOM	164.5	160.9	156.3	156.3	4.6	2.9	0.0	95	95
R2/103	BEDROOM	145.7	144.6	144.5	144.5	0.1	0.1	0.0	99	99
A ROSEMONT ROAD										
R1/110	LKD	317.5	309.7	271.1	271.1	38.5	12.4	0.0	85	85
R1/111	RECEPTION	164.5	163.0	162.5	162.5	0.5	0.3	0.0	99	99
R1/112	BEDROOM	164.5	161.2	158.4	158.4	2.8	1.7	0.0	96	96
R1/113	BEDROOM	145.7	144.5	144.5	144.5	0.0	0.0	0.0	99	99
C ROSEMONT ROAD										
R2/110	LKD	317.5	309.5	185.2	185.2	124.3	40.2	0.0	58	58
R2/111	RECEPTION	164.5	162.8	162.7	162.7	0.1	0.1	0.0	99	99
R2/112	BEDROOM	164.5	161.3	160.1	160.1	1.3	0.8	0.0	97	97
R2/113	BEDROOM	145.7	144.5	144.5	144.5	0.0	0.0	0.0	99	99
B ROSEMONT ROAD										



NSL Analysis

O2 Centre, Finchley, Camben, London
Existing vs Proposed Scheme 06-01-25 Phase 1 and Consented Phase 2,3

NSL

Room	Room Use	Whole Room sq ft	Existing sq ft	2024 Proposed NSL sq ft	2022 Proposed NSL sq ft	Loss sq ft	%Loss	2024 Proposed NSL vs 2022 Proposed NSL	Retained 2024 NSL (%)	Retained 2022 NSL (%)
R1/120	LKD	297.7	290.2	245.7	245.7	44.5	15.3	0.0	83	83
R1/121	RECEPTION	156.7	155.6	155.6	155.6	0.0	0.0	0.0	99	99
R1/122	BEDROOM	156.7	153.9	153.9	153.9	0.0	0.0	0.0	98	98
R1/123	BEDROOM	138.8	138.1	138.1	138.1	0.0	0.0	0.0	99	99
A ROSEMONT ROAD										
R2/120	LKD	297.7	289.3	190.5	190.5	98.8	34.2	0.0	64	64
R2/121	RECEPTION	156.7	154.8	154.8	154.8	0.0	0.0	0.0	99	99
R2/122	BEDROOM	156.7	151.6	151.6	151.6	0.0	0.0	0.0	97	97
R2/123	BEDROOM	138.8	137.4	137.4	137.4	0.0	0.0	0.0	99	99
5 ROSEMONT ROAD										
R3/130		857.9	821.0	428.7	428.7	392.3	47.8	0.0	50	50
R4/130		58.3	47.2	40.7	40.7	6.5	13.8	0.0	70	70
R3/131		272.5	268.9	268.9	268.9	0.0	0.0	0.0	99	99
R4/131		58.3	50.4	41.0	41.0	9.4	18.7	0.0	70	70
R3/132		272.5	268.9	268.9	268.9	0.0	0.0	0.0	99	99
R4/132		58.3	51.8	45.4	45.4	6.3	12.2	0.0	78	78
R3/133		238.4	229.8	229.1	229.1	0.8	0.3	0.0	96	96
4 ROSEMONT ROAD										
R1/141	BEDROOM	107.6	103.7	103.7	103.7	0.0	0.0	0.0	96	96
R2/141	DINING	62.8	62.8	62.8	62.8	0.0	0.0	0.0	100	100
R3/141	BEDROOM	82.6	80.9	80.9	80.9	0.0	0.0	0.0	98	98
R5/141	LK	321.7	321.7	321.7	321.7	0.0	0.0	0.0	100	100
2 ROSEMONT ROAD										
R1/150	LIVINGROOM	295.0	286.8	265.8	265.8	21.0	7.3	0.0	90	90
R2/150	HOBBYROOM	185.6	181.4	177.8	177.8	3.5	1.9	0.0	96	96
R1/151	BEDROOM	116.9	114.9	114.9	114.9	0.0	0.0	0.0	98	98
R3/151	CONSERVATORY	79.0	79.0	79.0	79.0	0.0	0.0	0.0	100	100
R1/152	BEDROOM	218.3	218.3	218.3	218.3	0.0	0.0	0.0	100	100
J ROSEMONT ROAD										
R3/160	STUDY	108.7	100.8	99.4	99.4	1.4	1.4	0.0	91	91
R1/161	DINING	191.3	191.2	191.2	191.2	0.0	0.0	0.0	100	100
R1/162	BEDROOM	169.2	169.2	169.2	169.2	0.0	0.0	0.0	100	100
ROSEMONT ROAD										
R1/170	BEDROOM	165.1	164.5	164.5	164.5	0.0	0.0	0.0	100	100
R1/171	LD_TRUNCATED	388.4	385.0	385.0	385.0	0.0	0.0	0.0	99	99
R1/172	BEDROOM	178.7	178.4	178.4	178.4	0.0	0.0	0.0	100	100
R3/172	BEDROOM	110.7	109.2	109.2	109.2	0.0	0.0	0.0	99	99
ROSEMONT ROAD										
R1/181	KITCHEN	111.0	99.6	99.6	99.6	0.0	0.0	0.0	90	90
ROSEMONT ROAD										
R1/191		161.9	161.8	161.8	161.8	0.0	0.0	0.0	100	100
R2/191		242.1	229.2	229.2	229.2	0.0	0.0	0.0	95	95
ROSEMONT ROAD										
R1/200		63.8	37.3	37.2	37.2	0.1	0.3	0.0	58	58
R1/201		106.1	100.0	100.0	100.0	0.0	0.0	0.0	94	94
R1/205		85.4	80.8	80.8	80.8	0.0	0.0	0.0	95	95
R1/206		83.6	81.2	81.2	81.2	0.0	0.0	0.0	97	97
Parade, 1-6 Warwick House										



NSL Analysis

O2 Centre, Finchley, Camben, London
Existing vs Proposed Scheme 06-01-25 Phase 1 and Consented Phase 2,3

NSL

Room	Room Use	Whole Room sq ft	Existing sq ft	2024 Proposed NSL sq ft	2022 Proposed NSL sq ft	Loss sq ft	%Loss	2024 Proposed NSL vs 2022 Proposed NSL	Retained 2024 NSL (%)	Retained 2022 NSL (%)
R1/1001		327.6	322.2	322.2	322.2	0.0	0.0	0.0	98	98
R2/1001		325.2	322.0	322.0	322.0	0.0	0.0	0.0	99	99
R1/1002		327.6	322.2	322.2	322.2	0.0	0.0	0.0	98	98
R2/1002		325.2	322.0	322.0	322.0	0.0	0.0	0.0	99	99
R1/1003		327.6	322.2	322.2	322.2	0.0	0.0	0.0	98	98
R2/1003		325.2	322.0	322.0	322.0	0.0	0.0	0.0	99	99
ii Parade, 1-4 Midland Court										
R1/1011		195.0	192.1	191.9	191.9	0.2	0.1	0.0	98	98
R2/1011		225.5	223.0	204.0	204.0	18.9	8.5	0.0	90	90
R3/1011		239.3	235.4	194.5	194.5	40.9	17.4	0.0	81	81
R4/1011		146.8	144.5	144.0	144.0	0.5	0.3	0.0	98	98
R1/1012		195.0	192.1	192.1	192.1	0.0	0.0	0.0	99	99
R2/1012		225.5	223.0	211.6	211.6	11.4	5.1	0.0	94	94
R3/1012		239.3	235.4	207.0	207.0	28.4	12.1	0.0	87	87
R4/1012		146.8	144.8	144.8	144.8	0.0	0.0	0.0	99	99
nn, 152-156 Finchley Road										
R1/1021	BEDROOM	192.3	155.0	82.4	82.4	72.6	46.8	0.0	43	43
R2/1021	BEDROOM	157.9	126.0	56.2	56.2	69.8	55.4	0.0	36	36
R3/1021	BEDROOM	147.8	130.5	70.7	70.7	59.8	45.8	0.0	48	48
R4/1021	BEDROOM	158.0	121.6	47.5	47.5	74.1	60.9	0.0	30	30
R5/1021	BEDROOM	147.8	126.2	54.0	54.0	72.1	57.1	0.0	37	37
R6/1021	BEDROOM	157.8	116.9	43.5	43.5	73.4	62.8	0.0	28	28
R7/1021	BEDROOM	147.9	117.0	46.3	46.3	70.7	60.4	0.0	31	31
R1/1022	BEDROOM	192.3	171.6	85.2	85.2	86.4	50.3	0.0	44	44
R2/1022	BEDROOM	157.9	145.1	60.4	60.4	84.7	58.4	0.0	38	38
R3/1022	BEDROOM	147.8	143.7	73.6	73.6	70.1	48.8	0.0	50	50
R4/1022	BEDROOM	158.0	140.5	52.0	52.0	88.5	63.0	0.0	33	33
R5/1022	BEDROOM	147.8	142.5	57.3	57.3	85.2	59.8	0.0	39	39
R6/1022	BEDROOM	157.8	137.4	48.1	48.1	89.3	65.0	0.0	30	30
R7/1022	BEDROOM	147.9	137.6	50.4	50.4	87.2	63.4	0.0	34	34
R1/1023	BEDROOM	192.3	172.0	86.2	86.2	85.7	49.8	0.0	45	45
R2/1023	BEDROOM	157.9	153.9	62.1	62.1	91.8	59.6	0.0	39	39
R3/1023	BEDROOM	147.8	143.9	74.8	74.8	69.1	48.0	0.0	51	51
R4/1023	BEDROOM	158.0	153.9	54.4	54.4	99.5	64.7	0.0	34	34
R5/1023	BEDROOM	147.8	144.0	59.0	59.0	85.0	59.0	0.0	40	40
R6/1023	BEDROOM	157.8	153.7	51.0	51.0	102.7	66.8	0.0	32	32
R7/1023	BEDROOM	147.9	144.1	52.5	52.5	91.6	63.6	0.0	35	35
R1/1024	BEDROOM	192.3	173.0	99.2	99.2	73.8	42.7	0.0	52	52
R2/1024	BEDROOM	157.9	154.4	79.9	79.9	74.5	48.3	0.0	51	51
R3/1024	BEDROOM	147.8	144.3	88.1	88.1	56.2	38.9	0.0	60	60
R4/1024	BEDROOM	158.0	154.4	72.7	72.7	81.7	52.9	0.0	46	46
R5/1024	BEDROOM	147.8	144.3	73.3	73.3	71.1	49.3	0.0	50	50
R6/1024	BEDROOM	157.8	154.2	71.1	71.1	83.2	54.0	0.0	45	45
R7/1024	BEDROOM	147.9	144.4	68.8	68.8	75.7	52.4	0.0	47	47
R1/1025	BEDROOM	192.3	173.0	106.8	106.8	66.2	38.3	0.0	56	56
R2/1025	BEDROOM	157.9	154.4	90.8	90.8	63.6	41.2	0.0	58	58
R3/1025	BEDROOM	147.8	144.3	95.1	95.1	49.2	34.1	0.0	64	64
R4/1025	BEDROOM	158.0	154.4	86.6	86.6	67.8	43.9	0.0	55	55
R5/1025	BEDROOM	147.8	144.3	84.0	84.0	60.3	41.8	0.0	57	57
R6/1025	BEDROOM	157.8	154.2	84.9	84.9	69.4	45.0	0.0	54	54
R7/1025	BEDROOM	147.9	144.4	81.9	81.9	62.5	43.3	0.0	55	55
R1/1026	BEDROOM	159.9	147.5	132.8	132.8	14.8	10.0	0.0	83	83
R2/1026	BEDROOM	148.3	138.8	122.1	122.1	16.7	12.0	0.0	82	82
R3/1026	BEDROOM	189.4	171.6	144.6	144.6	27.0	15.7	0.0	76	76
R5/1026	BEDROOM	153.6	142.8	123.5	123.5	19.3	13.5	0.0	80	80
R6/1026	BEDROOM	128.3	122.2	105.6	105.6	16.6	13.6	0.0	82	82
R7/1026	BEDROOM	85.3	81.2	59.3	59.3	21.9	27.0	0.0	70	70
150 Finchley Road										
R1/1041		245.2	244.3	154.2	154.2	90.1	36.9	0.0	63	63
R1/1042		245.2	244.3	167.3	167.3	77.0	31.5	0.0	68	68
R1/1043		224.0	221.7	132.2	132.2	89.5	40.4	0.0	59	59
R2/1043		104.8	103.5	61.4	61.4	42.1	40.7	0.0	59	59
R1/1044		174.9	161.2	65.0	65.0	96.2	59.7	0.0	37	37
R2/1044		86.1	85.7	85.7	85.7	0.0	0.0	0.0	100	100
R1/1046		118.2	117.1	66.0	66.0	51.0	43.6	0.0	56	56
R1/1047		118.2	116.3	63.0	63.0	53.3	45.8	0.0	53	53



NSL Analysis

O2 Centre, Finchley, Camden, London
Existing vs Proposed Scheme 06-01-25 Phase 1 and Consented Phase 2,3

NSL

Room	Room Use	Whole Room sq ft	Existing sq ft	2024 Proposed NSL sq ft	2022 Proposed NSL sq ft	Loss sq ft	%Loss	2024 Proposed NSL vs 2022 Proposed NSL	Retained 2024 NSL (%)	Retained 2022 NSL (%)
148 Finchley Road										
R1/1051		175.7	174.7	100.5	100.5	74.3	42.5	0.0	57	57
R1/1052		166.0	165.6	118.5	118.5	47.2	28.5	0.0	71	71
R1/1053		166.0	165.6	90.1	90.1	75.5	45.6	0.0	54	54
R2/1053		101.8	100.3	56.5	56.5	43.8	43.7	0.0	56	56
R1/1054		140.1	130.3	74.3	74.3	56.0	43.0	0.0	53	53
R2/1054		84.0	83.9	83.9	83.9	0.0	0.0	0.0	100	100
R1/1056		110.7	109.9	63.7	63.7	46.2	42.0	0.0	58	58
R1/1057		110.7	109.0	61.2	61.2	47.8	43.9	0.0	55	55
146 Finchley Road										
R1/1061		178.4	177.4	108.1	108.1	69.3	39.1	0.0	61	61
R1/1062		168.8	168.4	126.3	126.3	42.1	25.0	0.0	75	75
R1/1063		168.8	168.4	105.5	105.5	62.9	37.4	0.0	63	63
R2/1063		103.9	102.4	61.6	61.6	40.8	39.8	0.0	59	59
R1/1064		141.5	131.3	76.3	76.3	55.0	41.9	0.0	54	54
R2/1064		79.3	78.9	78.9	78.9	0.0	0.0	0.0	99	99
R1/1066		112.9	111.9	73.2	73.2	38.7	34.6	0.0	65	65
R1/1067		112.9	111.1	69.1	69.1	42.0	37.8	0.0	61	61
144 Finchley Road										
R1/1071		186.2	185.1	125.0	125.0	60.2	32.5	0.0	67	67
R1/1072		176.6	176.1	142.5	142.5	33.6	19.1	0.0	81	81
R1/1073		176.6	176.1	125.1	125.1	51.0	29.0	0.0	71	71
R2/1073		93.5	92.8	60.5	60.5	32.3	34.8	0.0	65	65
R1/1074		145.6	134.7	85.7	85.7	49.0	36.4	0.0	59	59
R2/1074		80.5	80.5	80.5	80.5	0.0	0.0	0.0	100	100
R1/1076		110.9	110.0	81.5	81.5	28.5	25.9	0.0	73	73
R1/1077		110.9	109.1	76.8	76.8	32.3	29.6	0.0	69	69
142 Finchley Road										
R1/1081		271.0	264.3	203.5	203.5	60.8	23.0	0.0	75	75
R1/1082		261.4	256.7	224.1	224.1	32.5	12.7	0.0	86	86
R1/1083		261.4	257.3	201.0	201.0	56.3	21.9	0.0	77	77
R2/1083		104.2	102.7	80.2	80.2	22.5	21.9	0.0	77	77
R1/1084		195.7	165.6	100.9	100.9	64.7	39.1	0.0	52	52
R2/1084		89.0	88.6	88.6	88.6	0.0	0.0	0.0	100	100
R1/1086		157.3	151.1	132.4	132.4	18.7	12.4	0.0	84	84
R1/1087		157.3	150.9	129.0	129.0	21.9	14.5	0.0	82	82
140 Finchley Road										
R1/1091		296.3	295.6	267.8	267.8	27.8	9.4	0.0	90	90
R1/1092		296.3	295.6	271.0	271.0	24.6	8.3	0.0	91	91
R1/1093		277.1	273.3	236.2	236.2	37.0	13.5	0.0	85	85
R2/1093		100.6	98.9	88.5	88.5	10.3	10.4	0.0	88	88
R1/1094		203.6	174.9	135.8	135.8	39.1	22.4	0.0	67	67
R2/1094		76.6	72.8	71.6	71.6	1.3	1.8	0.0	93	93
R1/1096		109.4	108.7	101.4	101.4	7.3	6.7	0.0	93	93
R1/1097		109.4	107.9	98.5	98.5	9.4	8.7	0.0	90	90
138 Finchley Road										
R3/1101		291.8	291.3	291.3	291.3	0.0	0.0	0.0	100	100
R3/1102		291.8	291.4	291.4	291.4	0.0	0.0	0.0	100	100
R1/1103		99.7	98.3	93.3	93.3	5.0	5.1	0.0	94	94
R3/1103		272.6	269.4	265.2	265.2	4.2	1.6	0.0	97	97
R1/1104		81.3	77.2	77.2	77.2	0.0	0.0	0.0	95	95
R2/1104		201.4	174.1	160.9	160.9	13.2	7.6	0.0	80	80
R1/1106		108.6	107.9	102.1	102.1	5.8	5.4	0.0	94	94
R1/1107		108.6	107.0	99.8	99.8	7.2	6.7	0.0	92	92
136 Finchley Road										
R3/1111		287.7	283.0	283.0	283.0	0.0	0.0	0.0	98	98
R3/1112		275.3	269.6	269.6	269.6	0.0	0.0	0.0	98	98



NSL Analysis

O2 Centre, Finchley, Camben, London
Existing vs Proposed Scheme 06-01-25 Phase 1 and Consented Phase 2,3

NSL

Room	Room Use	Whole Room sq ft	Existing sq ft	2024 Proposed NSL sq ft	2022 Proposed NSL sq ft	Loss sq ft	%Loss	2024 Proposed NSL vs 2022 Proposed NSL	Retained 2024 NSL (%)	Retained 2022 NSL (%)
R1/1113		98.2	96.7	96.7	96.7	0.0	0.0	0.0	98	98
R3/1113		275.3	270.6	270.5	270.5	0.0	0.0	0.0	98	98
R1/1114		76.4	72.5	72.5	72.5	0.0	0.0	0.0	95	95
R2/1114		193.6	158.6	151.3	151.3	7.4	4.7	0.0	78	78
R1/1116		107.0	105.9	105.9	105.9	0.0	0.0	0.0	99	99
R1/1117		107.0	105.1	105.0	105.0	0.0	0.0	0.0	98	98
134 Finchley Road										
R3/1121	LKD	281.4	279.9	254.5	254.5	25.4	9.1	0.0	90	90
R1/1122	LKD	212.8	211.2	211.2	211.2	0.0	0.0	0.0	99	99
R1/1123	BEDROOM	118.4	112.2	108.1	108.1	4.1	3.7	0.0	91	91
R2/1123	BEDROOM	171.3	169.4	169.4	169.4	0.0	0.0	0.0	99	99
R1/1124	BEDROOM	101.1	82.9	74.5	74.5	8.4	10.1	0.0	74	74
R2/1124	BEDROOM	122.8	111.9	111.7	111.7	0.3	0.3	0.0	91	91
R1/1126	BEDROOM	116.3	114.0	113.7	113.7	0.2	0.2	0.0	98	98
R1/1127	BEDROOM	108.7	105.7	105.7	105.7	0.0	0.0	0.0	97	97
132 Finchley Road										
R3/1131	LD	179.4	178.9	178.9	178.9	0.0	0.0	0.0	100	100
R5/1131	BEDROOM	122.6	120.7	120.7	120.7	0.0	0.0	0.0	98	98
R1/1132	LD	180.2	179.7	179.7	179.7	0.0	0.0	0.0	100	100
R2/1132	BEDROOM	116.9	99.8	99.8	99.8	0.0	0.0	0.0	85	85
R2/1133	BEDROOM	149.4	146.4	146.4	146.4	0.0	0.0	0.0	98	98
R3/1133	BEDROOM	127.3	116.6	116.6	116.6	0.0	0.0	0.0	92	92
R2/1134	BEDROOM	183.6	133.5	133.5	133.5	0.0	0.0	0.0	73	73
R1/1136	BEDROOM	116.3	114.3	114.1	114.1	0.2	0.2	0.0	98	98
R1/1137	KITCHEN	53.9	49.0	49.0	49.0	0.0	0.0	0.0	91	91
.7 CANFIELD PLACE										
R1/560		86.6	64.2	41.8	41.8	22.4	34.9	0.0	48	48
R1/561		38.2	36.0	36.0	36.0	0.0	0.0	0.0	94	94
R2/561		80.5	78.3	53.0	53.0	25.3	32.3	0.0	66	66
R1/562		38.2	34.8	33.7	33.7	1.1	3.2	0.0	88	88
R1/566		32.3	26.6	17.6	17.6	8.9	33.5	0.0	54	54
.9 CANFIELD PLACE										
R2/571	LIVINGROOM	116.6	110.6	110.6	110.6	0.0	0.0	0.0	95	95
R2/572	LIVINGROOM	116.6	110.3	108.1	108.1	2.2	2.0	0.0	93	93
.1 CANFIELD PLACE										
R1/581		86.4	86.0	86.0	86.0	0.0	0.0	0.0	100	100
R1/582		138.7	127.3	127.3	127.3	0.0	0.0	0.0	92	92
.3 CANFIELD PLACE										
R1/590		82.6	27.3	27.3	27.3	0.0	0.0	0.0	33	33
R2/590		105.0	54.2	29.9	29.9	24.3	44.8	0.0	28	28
R1/591		103.6	74.6	47.0	47.0	27.6	37.0	0.0	45	45
R2/591		113.8	101.5	101.5	101.5	0.0	0.0	0.0	89	89
R1/592		103.6	80.3	61.9	61.9	18.4	22.9	0.0	60	60
R2/592		113.8	103.4	102.5	102.5	1.0	1.0	0.0	90	90
R3/592		54.1	54.1	54.1	54.1	0.0	0.0	0.0	100	100
.5 CANFIELD PLACE										
R1/600		205.5	76.6	33.1	33.1	43.5	56.8	0.0	16	16
R1/601	LIVINGROOM	135.1	131.5	131.0	131.0	0.5	0.4	0.0	97	97
R1/602	BEDROOM	135.1	115.9	105.5	105.5	10.4	9.0	0.0	78	78
.7 CANFIELD PLACE										
R1/610		359.4	156.2	59.0	59.0	97.1	62.2	0.0	16	16
R2/610		166.1	29.4	29.4	29.4	0.0	0.0	0.0	18	18
R2/611	STUDY	139.6	136.4	136.4	136.4	0.0	0.0	0.0	98	98



NSL Analysis

O2 Centre, Finchley, Camben, London
Existing vs Proposed Scheme 06-01-25 Phase 1 and Consented Phase 2,3

NSL

Room	Room Use	Whole Room sq ft	Existing sq ft	2024 Proposed NSL sq ft	2022 Proposed NSL sq ft	Loss sq ft	%Loss	2024 Proposed NSL vs 2022 Proposed NSL	Retained 2024 NSL (%)	Retained 2022 NSL (%)
R1/612	KITCHEN	42.5	31.0	31.0	31.0	0.0	0.0	0.0	73	73
R3/612	BEDROOM	147.0	124.4	118.4	118.4	5.9	4.7	0.0	81	81
1-32 BROADFIELD										
R1/650		110.5	106.9	102.2	102.4	4.7	4.4	-0.2	92	93
R6/650		109.4	106.8	105.2	105.2	1.5	1.4	0.0	96	96
R7/650		109.3	107.2	103.0	106.4	4.2	3.9	-3.4	94	97
R10/650		127.7	125.7	124.0	125.7	1.7	1.4	-1.7	97	98
R13/650		125.2	123.3	122.0	123.3	1.3	1.1	-1.3	97	98
R16/650		108.6	106.6	101.7	102.6	4.8	4.5	-0.9	94	94
R17/650		110.6	108.5	108.0	108.5	0.5	0.5	-0.5	98	98
R22/650		108.5	106.5	106.1	106.1	0.4	0.4	0.0	98	98
R23/650		108.9	106.8	106.8	106.8	0.0	0.0	0.0	98	98
R28/650		108.3	106.3	106.3	106.3	0.0	0.0	0.0	98	98
R29/650		109.4	107.3	107.3	107.3	0.0	0.0	0.0	98	98
R32/650		127.7	126.2	126.2	126.2	0.0	0.0	0.0	99	99
R35/650		134.9	132.8	132.4	132.4	0.4	0.3	0.0	98	98
R38/650		108.3	106.3	105.3	105.3	1.0	0.9	0.0	97	97
R39/650		108.9	106.9	102.8	102.0	4.1	3.8	0.8	94	94
R44/650		111.6	109.5	109.5	109.5	0.0	0.0	0.0	98	98
R1/651		161.0	158.8	157.5	158.8	1.3	0.8	-1.3	98	99
R2/651		84.2	81.4	78.6	78.6	2.8	3.4	0.0	93	93
R3/651		83.8	80.7	77.3	77.3	3.4	4.2	0.0	92	92
R4/651		159.9	155.5	150.1	151.6	5.4	3.5	-1.5	94	95
R5/651		164.4	159.4	152.9	157.7	6.5	4.1	-4.8	93	96
R6/651		79.6	76.6	71.7	71.7	4.9	6.4	0.0	90	90
R7/651		127.7	123.5	117.5	120.6	6.0	4.9	-3.1	92	94
R8/651		83.2	81.0	81.0	81.0	0.0	0.0	0.0	97	97
R9/651		69.3	67.5	67.2	67.5	0.2	0.3	-0.3	97	97
R10/651		125.2	121.3	112.1	121.3	9.2	7.6	-9.2	90	97
R11/651		80.6	77.5	69.3	74.6	8.3	10.7	-5.3	86	93
R12/651		163.7	158.9	148.5	152.7	10.4	6.5	-4.2	91	93
R13/651		165.7	161.0	159.6	159.6	1.4	0.9	0.0	96	96
R14/651		78.7	75.7	73.1	73.1	2.6	3.4	0.0	93	93
R15/651		80.6	77.5	71.6	74.2	6.0	7.7	-2.6	89	92
R16/651		163.6	159.1	157.0	157.0	2.2	1.4	0.0	96	96
R17/651		164.0	159.5	159.5	159.5	0.0	0.0	0.0	97	97
R18/651		78.6	75.7	74.3	74.3	1.4	1.8	0.0	95	95
R19/651		80.5	77.4	72.0	76.1	5.4	7.0	-4.1	89	95
R20/651		163.4	158.9	158.9	158.9	0.0	0.0	0.0	97	97
R21/651		164.5	159.6	159.5	159.6	0.1	0.1	-0.1	97	97
R22/651		78.6	75.7	68.1	71.2	7.6	10.0	-3.1	87	91
R23/651		127.7	123.5	123.5	123.5	0.0	0.0	0.0	97	97
R24/651		83.9	81.6	81.6	81.6	0.0	0.0	0.0	97	97
R25/651		81.7	79.5	79.5	79.5	0.0	0.0	0.0	97	97
R26/651		134.9	129.9	125.5	125.4	4.4	3.4	0.1	93	93
R27/651		78.5	75.5	69.6	73.2	5.9	7.8	-3.6	89	93
R28/651		163.4	158.4	154.0	153.4	4.4	2.8	0.6	94	94
R29/651		164.1	159.1	153.1	152.2	5.9	3.7	0.9	93	93
R30/651		80.3	77.3	72.9	77.0	4.4	5.7	-4.1	91	96
R31/651		78.5	76.0	66.5	69.4	9.5	12.5	-2.9	85	88
R32/651		166.7	163.5	160.4	159.8	3.2	2.0	0.6	96	96
R1/652		110.5	108.4	108.3	108.3	0.2	0.2	0.0	98	98
R6/652		109.4	107.3	107.1	107.1	0.2	0.2	0.0	98	98
R7/652		109.3	107.6	106.6	107.2	1.0	0.9	-0.6	98	98
R10/652		127.7	126.5	126.3	126.5	0.2	0.2	-0.2	99	99
R13/652		125.2	124.0	123.9	124.0	0.1	0.1	-0.1	99	99
R16/652		108.6	107.2	106.4	106.4	0.8	0.7	0.0	98	98
R17/652		110.6	108.5	108.5	108.5	0.0	0.0	0.0	98	98
R22/652		108.5	106.5	106.5	106.5	0.0	0.0	0.0	98	98
R23/652		108.9	106.8	106.8	106.8	0.0	0.0	0.0	98	98
R28/652		108.3	106.3	106.3	106.3	0.0	0.0	0.0	98	98
R29/652		109.4	107.3	107.3	107.3	0.0	0.0	0.0	98	98
R32/652		127.7	126.4	126.4	126.4	0.0	0.0	0.0	99	99
R35/652		134.9	133.5	133.5	133.5	0.0	0.0	0.0	99	99
R38/652		108.3	106.6	106.6	106.6	0.0	0.0	0.0	98	98
R39/652		108.9	106.9	106.2	105.8	0.6	0.6	0.4	98	97
R44/652		111.6	109.5	109.5	109.5	0.0	0.0	0.0	98	98
R1/653		161.0	157.1	157.1	157.1	0.0	0.0	0.0	98	98
R2/653		84.2	80.9	80.0	80.0	0.8	1.0	0.0	95	95
R3/653		83.8	80.5	79.4	79.4	1.1	1.4	0.0	95	95
R4/653		159.9	155.5	155.1	155.1	0.4	0.3	0.0	97	97
R5/653		164.4	159.5	159.5	159.5	0.0	0.0	0.0	97	97
R6/653		79.6	76.6	75.8	75.8	0.8	1.0	0.0	95	95
R7/653		127.7	123.5	123.5	123.5	0.0	0.0	0.0	97	97



NSL Analysis

O2 Centre, Finchley, Camden, London
Existing vs Proposed Scheme 06-01-25 Phase 1 and Consented Phase 2,3

NSL

Room	Room Use	Whole Room sq ft	Existing sq ft	2024 Proposed NSL sq ft	2022 Proposed NSL sq ft	Loss sq ft	%Loss	2024 Proposed NSL vs 2022 Proposed NSL	Retained 2024 NSL (%)	Retained 2022 NSL (%)
R8/653		83.2	80.2	80.2	80.2	0.0	0.0	0.0	96	96
R9/653		69.3	67.5	67.5	67.5	0.0	0.0	0.0	97	97
R10/653		125.2	121.0	121.0	121.0	0.0	0.0	0.0	97	97
R11/653		80.6	77.5	76.3	76.3	1.1	1.4	0.0	95	95
R12/653		163.7	159.1	159.1	159.1	0.0	0.0	0.0	97	97
R13/653		165.7	161.1	161.1	161.1	0.0	0.0	0.0	97	97
R14/653		78.7	75.6	74.1	74.1	1.6	2.1	0.0	94	94
R15/653		80.6	77.5	76.6	76.6	0.9	1.2	0.0	95	95
R16/653		163.6	159.1	159.1	159.1	0.0	0.0	0.0	97	97
R17/653		164.0	159.5	159.5	159.5	0.0	0.0	0.0	97	97
R18/653		78.6	75.7	75.7	75.7	0.0	0.0	0.0	96	96
R19/653		80.5	77.4	77.1	77.1	0.3	0.4	0.0	96	96
R20/653		163.4	158.9	158.9	158.9	0.0	0.0	0.0	97	97
R21/653		164.5	159.6	159.6	159.6	0.0	0.0	0.0	97	97
R22/653		78.6	75.7	74.5	74.5	1.2	1.6	0.0	95	95
R23/653		127.7	123.5	123.5	123.5	0.0	0.0	0.0	97	97
R24/653		83.9	81.6	81.6	81.6	0.0	0.0	0.0	97	97
R25/653		81.7	79.5	79.5	79.5	0.0	0.0	0.0	97	97
R26/653		134.9	130.2	130.2	130.1	0.0	0.0	0.1	97	96
R27/653		78.5	75.6	75.5	75.6	0.1	0.1	-0.1	96	96
R28/653		163.4	158.8	158.8	158.8	0.0	0.0	0.0	97	97
R29/653		164.1	159.5	159.5	159.4	0.0	0.0	0.1	97	97
R30/653		80.3	77.3	77.3	77.3	0.0	0.0	0.0	96	96
R31/653		78.5	75.5	73.8	73.8	1.8	2.4	0.0	94	94
R32/653		166.7	161.9	161.9	161.8	0.0	0.0	0.1	97	97
33-76 BROADFIELD										
R1/670		129.6	121.6	107.0	110.3	14.6	12.0	-3.3	83	85
R2/670		84.6	83.5	76.0	76.6	7.5	9.0	-0.6	90	91
R3/670		83.3	81.3	79.5	75.9	1.8	2.2	3.6	95	91
R4/670		128.3	118.6	87.8	81.3	30.8	26.0	6.5	68	63
R5/670		128.0	118.5	97.3	98.9	21.2	17.9	-1.6	76	77
R6/670		83.9	81.7	81.4	81.7	0.3	0.4	-0.3	97	97
R9/670		83.5	81.2	80.8	81.0	0.5	0.6	-0.2	97	97
R10/670		128.3	117.9	89.5	78.9	28.4	24.1	10.6	70	61
R11/670		127.8	118.4	94.4	94.6	24.0	20.3	-0.2	74	74
R12/670		83.5	81.2	80.7	75.2	0.5	0.6	5.5	97	90
R13/670		83.9	81.7	81.0	76.7	0.7	0.9	4.3	97	91
R14/670		128.3	117.9	91.8	77.3	26.1	22.1	14.5	72	60
R15/670		128.0	118.6	94.2	87.7	24.4	20.6	6.5	74	69
R16/670		85.1	82.8	82.6	69.6	0.2	0.2	13.0	97	82
R17/670		83.9	81.7	81.5	71.4	0.2	0.2	10.1	97	85
R18/670		127.8	117.8	90.0	73.4	27.8	23.6	16.6	70	57
R19/670		126.4	117.1	96.5	81.8	20.6	17.6	14.7	76	65
R20/670		85.3	83.0	82.8	65.2	0.2	0.2	17.6	97	76
R23/670		84.4	82.1	80.3	80.6	1.8	2.2	-0.3	95	95
R24/670		127.8	118.4	82.4	81.9	36.0	30.4	0.5	64	64
R25/670		127.3	117.5	96.4	92.4	21.1	18.0	4.0	76	73
R26/670		84.9	82.8	74.5	75.9	8.4	10.1	-1.4	88	89
R27/670		83.7	82.3	77.1	77.7	5.3	6.4	-0.6	92	93
R28/670		128.8	119.9	94.1	100.6	25.9	21.6	-6.5	73	78
R1/671		129.6	128.2	122.8	122.5	5.4	4.2	0.3	95	95
R4/671		128.3	126.9	126.9	123.0	0.0	0.0	3.9	99	96
R5/671		128.0	126.8	126.8	126.8	0.0	0.0	0.0	99	99
R8/671		127.3	125.8	125.8	125.8	0.0	0.0	0.0	99	99
R9/671		125.0	123.8	123.8	123.5	0.0	0.0	0.3	99	99
R12/671		128.3	126.9	126.9	125.0	0.0	0.0	1.9	99	97
R13/671		127.8	126.5	126.5	122.5	0.0	0.0	4.0	99	96
R16/671		128.3	126.9	126.9	121.4	0.0	0.0	5.5	99	95
R17/671		128.0	126.8	126.8	118.0	0.0	0.0	8.8	99	92
R20/671		127.8	126.4	126.4	117.5	0.0	0.0	8.9	99	92
R21/671		126.4	125.2	125.0	114.0	0.1	0.1	11.0	99	90
R24/671		128.0	126.5	126.0	123.7	0.5	0.4	2.3	98	97
R25/671		125.5	124.1	122.3	122.9	1.8	1.5	-0.6	97	98
R28/671		127.8	126.6	123.2	124.3	3.4	2.7	-1.1	96	97
R29/671		127.3	126.1	120.4	122.5	5.7	4.5	-2.1	95	96
R32/671		128.8	126.6	120.0	122.5	6.6	5.2	-2.5	93	95
R1/672		110.2	108.7	105.6	104.3	3.1	2.9	1.3	96	95
R2/672		104.0	102.4	94.2	92.8	8.2	8.0	1.4	91	89
R3/672		104.0	101.2	98.9	92.9	2.4	2.4	6.0	95	89
R4/672		107.5	104.6	104.6	97.2	0.0	0.0	7.4	97	90
R5/672		108.6	105.7	105.5	105.1	0.2	0.2	0.4	97	97
R6/672		103.3	100.5	99.9	100.5	0.6	0.6	-0.6	97	97
R7/672		106.1	103.0	102.8	103.0	0.2	0.2	-0.2	97	97
R8/672		105.9	102.9	101.6	102.3	1.3	1.3	-0.7	96	97



NSL Analysis

O2 Centre, Finchley, Camden, London
Existing vs Proposed Scheme 06-01-25 Phase 1 and Consented Phase 2,3

NSL

Room	Room Use	Whole Room sq ft	Existing sq ft	2024 Proposed NSL sq ft	2022 Proposed NSL sq ft	Loss sq ft	%Loss	2024 Proposed NSL vs 2022 Proposed NSL	Retained 2024 NSL (%)	Retained 2022 NSL (%)
R10/672		104.9	102.1	102.0	100.6	0.1	0.1	1.4	97	96
R11/672		104.3	101.2	101.2	98.0	0.0	0.0	3.2	97	94
R12/672		105.6	102.7	102.7	98.8	0.0	0.0	3.9	97	94
R13/672		106.1	103.3	103.3	97.9	0.0	0.0	5.4	97	92
R14/672		108.4	105.5	105.5	98.7	0.0	0.0	6.8	97	91
R15/672		102.9	100.1	100.1	91.9	0.1	0.1	8.2	97	89
R16/672		107.0	104.2	103.5	95.6	0.7	0.7	7.9	97	89
R17/672		105.2	102.4	102.4	92.6	0.0	0.0	9.8	97	88
R18/672		108.6	105.7	105.5	94.4	0.2	0.2	11.1	97	87
R19/672		104.5	101.7	101.6	88.5	0.1	0.1	13.1	97	85
R20/672		105.2	102.4	102.3	89.0	0.1	0.1	13.3	97	85
R21/672		106.6	103.7	103.3	88.1	0.4	0.4	15.2	97	83
R22/672		108.2	105.3	104.5	88.6	0.8	0.8	15.9	97	82
R23/672		103.6	100.7	99.1	83.8	1.6	1.6	15.3	96	81
R24/672		105.6	102.6	101.4	88.2	1.1	1.1	13.2	96	84
R25/672		106.6	103.4	99.6	99.2	3.8	3.7	0.4	93	93
R27/672		106.1	103.3	97.9	99.2	5.4	5.2	-1.3	92	93
R28/672		103.8	100.8	93.7	94.8	7.1	7.0	-1.1	90	91
R29/672		105.2	102.2	95.8	96.8	6.4	6.3	-1.0	91	92
R30/672		107.0	104.2	95.5	96.8	8.7	8.3	-1.3	89	90
R31/672		108.2	105.3	96.1	97.3	9.2	8.7	-1.2	89	90
R32/672		104.0	101.2	91.4	92.7	9.8	9.7	-1.3	88	89
R33/672		102.9	101.3	93.1	95.4	8.2	8.1	-2.3	90	93
R34/672		109.6	107.0	100.4	103.5	6.7	6.3	-3.1	92	94
R1/673		129.6	129.0	127.1	126.1	1.9	1.5	1.0	98	97
R4/673		128.3	127.8	127.8	125.3	0.0	0.0	2.5	100	98
R5/673		128.0	127.6	127.6	127.6	0.0	0.0	0.0	100	100
R8/673		127.3	126.8	126.8	126.8	0.0	0.0	0.0	100	100
R9/673		125.0	124.4	124.4	124.4	0.1	0.1	0.0	100	100
R12/673		128.3	127.7	127.7	126.7	0.0	0.0	1.0	100	99
R13/673		127.8	127.3	127.3	124.8	0.0	0.0	2.5	100	98
R16/673		128.3	127.7	127.7	124.8	0.0	0.0	2.9	100	97
R17/673		128.0	127.6	127.6	122.5	0.0	0.0	5.1	100	96
R20/673		127.8	127.3	127.3	121.3	0.0	0.0	6.0	100	95
R21/673		126.4	126.0	126.0	118.9	0.0	0.0	7.1	100	94
R24/673		128.0	127.4	127.2	125.0	0.2	0.2	2.2	99	98
R25/673		125.5	124.9	123.2	123.9	1.7	1.4	-0.7	98	99
R28/673		127.8	127.4	124.7	125.7	2.7	2.1	-1.0	98	98
R29/673		127.3	126.9	123.2	125.0	3.7	2.9	-1.8	97	98
R32/673		128.8	127.3	122.5	124.8	4.9	3.8	-2.3	95	97
R1/674		110.2	108.9	108.9	108.4	0.0	0.0	0.5	99	98
R2/674		104.0	102.9	102.9	102.5	0.0	0.0	0.4	99	99
R3/674		104.0	102.9	102.9	102.6	0.0	0.0	0.3	99	99
R4/674		107.5	106.2	106.2	105.9	0.0	0.0	0.3	99	99
R5/674		108.6	107.4	107.4	107.4	0.0	0.0	0.0	99	99
R6/674		103.3	102.2	102.2	102.2	0.0	0.0	0.0	99	99
R7/674		106.1	104.9	104.9	104.9	0.0	0.0	0.0	99	99
R8/674		105.9	104.7	104.7	104.7	0.0	0.0	0.0	99	99
R9/674		100.2	99.7	99.7	99.7	0.0	0.0	0.0	100	100
R10/674		104.9	103.8	103.7	103.8	0.0	0.0	-0.1	99	99
R11/674		104.3	103.1	103.1	102.8	0.0	0.0	0.3	99	99
R12/674		105.6	104.5	104.5	103.9	0.0	0.0	0.6	99	98
R13/674		106.1	104.9	104.9	104.0	0.0	0.0	0.9	99	98
R14/674		108.4	107.1	107.1	105.6	0.0	0.0	1.5	99	97
R15/674		102.9	101.7	101.7	100.1	0.0	0.0	1.6	99	97
R16/674		107.0	105.7	105.7	104.0	0.0	0.0	1.7	99	97
R17/674		105.2	104.0	104.0	101.7	0.0	0.0	2.3	99	97
R18/674		108.6	107.1	107.1	104.7	0.0	0.0	2.4	99	96
R19/674		104.5	103.3	103.3	100.5	0.0	0.0	2.8	99	96
R20/674		105.2	104.0	104.0	101.2	0.0	0.0	2.8	99	96
R21/674		106.6	105.4	105.4	102.3	0.0	0.0	3.1	99	96
R22/674		108.2	106.7	106.7	103.5	0.0	0.0	3.2	99	96
R23/674		103.6	102.4	102.4	98.8	0.0	0.0	3.6	99	95
R24/674		105.6	104.5	104.5	101.8	0.0	0.0	2.7	99	96
R25/674		106.6	105.4	104.6	104.8	0.8	0.8	-0.2	98	98
R26/674		100.1	99.6	99.2	99.5	0.4	0.4	-0.3	99	99
R27/674		106.1	104.9	103.6	104.2	1.3	1.2	-0.6	98	98
R28/674		103.8	102.6	100.5	101.8	2.2	2.1	-1.3	97	98
R29/674		105.2	104.0	101.8	103.1	2.2	2.1	-1.3	97	98
R30/674		107.0	105.8	102.8	104.4	3.1	2.9	-1.6	96	98
R31/674		108.2	106.8	103.3	105.6	3.5	3.3	-2.3	95	98
R32/674		104.0	102.9	99.2	102.2	3.7	3.6	-3.0	95	98
R33/674		102.9	101.7	98.4	101.2	3.4	3.3	-2.8	96	98
R34/674		109.6	107.3	102.7	106.9	4.5	4.2	-4.2	94	98



NSL Analysis

O2 Centre, Finchley, Camden, London
Existing vs Proposed Scheme 06-01-25 Phase 1 and Consented Phase 2,3

NSL

Room	Room Use	Whole Room sq ft	Existing sq ft	2024 Proposed NSL sq ft	2022 Proposed NSL sq ft	Loss sq ft	%Loss	2024 Proposed NSL vs 2022 Proposed NSL	Retained 2024 NSL (%)	Retained 2022 NSL (%)
R1/690		112.2	110.0	105.2	105.6	4.8	4.4	-0.4	94	94
R6/690		107.4	105.3	105.3	105.3	0.0	0.0	0.0	98	98
R7/690		110.1	108.0	104.0	105.4	4.1	3.8	-1.4	94	96
R10/690		128.8	127.1	126.3	127.1	0.8	0.6	-0.8	98	99
R13/690		127.7	126.0	125.7	125.7	0.3	0.2	0.0	98	98
R16/690		107.7	105.7	101.2	102.5	4.5	4.3	-1.3	94	95
R17/690		110.7	108.6	108.6	108.6	0.0	0.0	0.0	98	98
R22/690		108.5	106.5	106.0	106.1	0.4	0.4	-0.1	98	98
R23/690		111.5	109.4	109.4	109.4	0.0	0.0	0.0	98	98
R28/690		107.5	105.4	105.4	105.4	0.0	0.0	0.0	98	98
R29/690		108.9	106.8	106.8	106.8	0.0	0.0	0.0	98	98
R32/690		131.6	129.9	129.9	129.9	0.0	0.0	0.0	99	99
R35/690		127.2	126.0	126.0	126.0	0.0	0.0	0.0	99	99
R38/690		109.1	107.0	105.3	106.3	1.8	1.7	-1.0	97	97
R39/690		109.5	107.5	106.6	106.6	0.9	0.8	0.0	97	97
R44/690		111.1	109.0	108.9	109.0	0.1	0.1	-0.1	98	98
R1/691		154.0	151.5	151.4	151.5	0.1	0.1	-0.1	98	98
R2/691		91.2	88.2	80.0	83.8	8.2	9.3	-3.8	88	92
R3/691		92.0	88.5	74.2	79.3	14.3	16.2	-5.1	81	86
R4/691		151.6	147.0	147.0	146.9	0.0	0.0	0.1	97	97
R5/691		152.7	148.1	145.6	148.1	2.5	1.7	-2.5	95	97
R6/691		90.4	87.0	68.6	78.9	18.3	21.0	-10.3	76	87
R7/691		107.9	104.5	97.0	103.5	7.5	7.2	-6.5	90	96
R8/691		112.2	109.1	98.8	105.3	10.3	9.4	-6.5	88	94
R9/691		110.3	107.1	104.9	105.7	2.2	2.1	-0.8	95	96
R10/691		108.9	105.5	103.5	104.2	2.0	1.9	-0.7	95	96
R11/691		91.1	87.4	82.2	82.7	5.1	5.8	-0.5	90	91
R12/691		151.5	146.9	143.6	141.6	3.3	2.2	2.0	95	93
R13/691		152.0	147.8	147.8	147.8	0.0	0.0	0.0	97	97
R14/691		91.9	88.1	84.2	85.5	3.9	4.4	-1.3	92	93
R15/691		91.5	87.8	86.4	87.1	1.4	1.6	-0.7	94	95
R16/691		151.8	147.6	146.9	146.2	0.7	0.5	0.7	97	96
R17/691		151.8	147.6	147.6	147.6	0.0	0.0	0.0	97	97
R18/691		92.0	88.2	86.4	86.5	1.8	2.0	-0.1	94	94
R19/691		92.1	88.3	85.9	85.9	2.4	2.7	0.0	93	93
R20/691		151.8	147.6	147.6	147.6	0.1	0.1	0.0	97	97
R21/691		151.5	146.9	146.9	146.9	0.0	0.0	0.0	97	97
R22/691		89.7	86.3	82.3	82.6	4.0	4.6	-0.3	92	92
R23/691		110.2	106.8	106.8	106.8	0.0	0.0	0.0	97	97
R24/691		110.0	106.9	106.4	106.8	0.5	0.5	-0.4	97	97
R25/691		111.2	108.1	107.8	108.1	0.4	0.4	-0.3	97	97
R26/691		107.7	104.5	104.3	104.5	0.2	0.2	-0.2	97	97
R27/691		92.6	88.7	88.2	88.2	0.5	0.6	0.0	95	95
R28/691		151.6	147.0	143.9	145.2	3.0	2.0	-1.3	95	96
R29/691		152.0	147.4	147.3	147.3	0.1	0.1	0.0	97	97
R30/691		90.7	87.3	86.8	87.2	0.5	0.6	-0.4	96	96
R31/691		91.7	88.6	85.6	85.6	2.9	3.3	0.0	93	93
R32/691		154.4	152.2	152.2	152.2	0.0	0.0	0.0	99	99
R1/692		112.2	110.0	106.1	108.3	3.9	3.5	-2.2	95	97
R6/692		107.4	105.3	105.3	105.3	0.0	0.0	0.0	98	98
R7/692		110.1	108.0	104.7	107.4	3.4	3.1	-2.7	95	98
R10/692		128.8	127.5	126.7	127.5	0.8	0.6	-0.8	98	99
R13/692		127.7	126.4	126.4	126.4	0.0	0.0	0.0	99	99
R16/692		107.7	105.7	103.4	104.8	2.3	2.2	-1.4	96	97
R17/692		110.7	108.6	108.6	108.6	0.0	0.0	0.0	98	98
R22/692		108.5	106.5	106.4	106.5	0.0	0.0	-0.1	98	98
R23/692		111.5	109.4	109.4	109.4	0.0	0.0	0.0	98	98
R28/692		107.5	105.4	105.4	105.4	0.0	0.0	0.0	98	98
R29/692		108.9	106.8	106.8	106.8	0.0	0.0	0.0	98	98
R32/692		131.6	130.2	130.2	130.2	0.0	0.0	0.0	99	99
R35/692		127.2	126.0	126.0	126.0	0.0	0.0	0.0	99	99
R38/692		109.1	107.0	106.6	107.0	0.4	0.4	-0.4	98	98
R39/692		109.5	107.5	107.5	107.5	0.0	0.0	0.0	98	98
R44/692		111.1	109.0	109.0	109.0	0.0	0.0	0.0	98	98
R1/693		154.0	151.9	151.9	151.9	0.0	0.0	0.0	99	99
R2/693		91.2	88.5	84.3	86.8	4.3	4.9	-2.5	92	95
R3/693		92.0	89.3	81.1	87.0	8.2	9.2	-5.9	88	95
R4/693		151.6	149.5	149.5	149.5	0.0	0.0	0.0	99	99
R5/693		152.7	150.3	148.1	150.3	2.2	1.5	-2.2	97	98
R6/693		90.4	87.8	79.4	85.6	8.4	9.6	-6.2	88	95
R7/693		107.9	105.9	102.3	105.7	3.7	3.5	-3.4	95	98
R8/693		112.2	110.3	104.8	109.8	5.5	5.0	-5.0	93	98
R9/693		110.3	108.5	107.3	107.4	1.1	1.0	-0.1	97	97
R10/693		108.9	106.7	106.6	106.7	0.0	0.0	-0.1	98	98
R11/693		91.1	88.2	84.8	87.9	3.4	3.9	-3.1	93	96
R12/693		151.5	149.3	147.8	148.3	1.5	1.0	-0.5	98	98



NSL Analysis

O2 Centre, Finchley, Camben, London
Existing vs Proposed Scheme 06-01-25 Phase 1 and Consented Phase 2,3

NSL

Room	Room Use	Whole Room sq ft	Existing sq ft	2024 Proposed NSL sq ft	2022 Proposed NSL sq ft	Loss sq ft	%Loss	2024 Proposed NSL vs 2022 Proposed NSL	Retained 2024 NSL (%)	Retained 2022 NSL (%)
R13/693		152.0	150.0	150.0	150.0	0.0	0.0	0.0	99	99
R14/693		91.9	89.0	87.0	88.7	1.9	2.1	-1.7	95	97
R15/693		91.5	88.6	88.6	88.1	0.1	0.1	0.5	97	96
R16/693		151.8	149.8	149.7	149.8	0.0	0.0	-0.1	99	99
R17/693		151.8	149.8	149.8	149.8	0.0	0.0	0.0	99	99
R18/693		92.0	89.3	87.2	88.2	2.1	2.4	-1.0	95	96
R19/693		92.1	88.8	86.8	87.3	2.1	2.4	-0.5	94	95
R20/693		151.8	149.8	149.8	149.8	0.0	0.0	0.0	99	99
R21/693		151.5	149.0	149.0	149.0	0.0	0.0	0.0	98	98
R22/693		89.7	87.1	84.6	86.7	2.5	2.9	-2.1	94	97
R23/693		110.2	108.1	108.1	108.1	0.0	0.0	0.0	98	98
R24/693		110.0	108.1	108.1	108.1	0.0	0.0	0.0	98	98
R25/693		111.2	109.4	108.1	108.1	1.3	1.2	0.0	97	97
R26/693		107.7	105.9	105.9	105.9	0.0	0.0	0.0	98	98
R27/693		92.6	89.6	89.0	89.0	0.5	0.6	0.0	96	96
R28/693		151.6	149.4	149.0	149.4	0.4	0.3	-0.4	98	99
R29/693		152.0	150.0	150.0	150.0	0.0	0.0	0.0	99	99
R30/693		90.7	87.9	87.9	87.9	0.0	0.0	0.0	97	97
R31/693		91.7	89.1	89.1	89.1	0.0	0.0	0.0	97	97
R32/693		154.4	152.2	152.2	152.2	0.0	0.0	0.0	99	99
i Broadhurst Gardens										
R1/1609	ASSUMED	103.4	103.2	103.2	103.2	0.0	0.0	0.0	100	100
R2/1609	LKD	362.3	361.1	361.1	361.1	0.0	0.0	0.0	100	100
R1/1610		111.4	96.8	96.8	96.8	0.0	0.0	0.0	87	87
R2/1610	ASSUMED	216.1	208.2	208.2	208.2	0.0	0.0	0.0	96	96
R1/1611	ASSUMED	110.7	104.2	104.2	104.2	0.0	0.0	0.0	94	94
R2/1611	ASSUMED	217.0	203.9	203.9	203.9	0.0	0.0	0.0	94	94
R1/1620	BEDROOM	132.6	125.8	125.8	125.8	0.0	0.0	0.0	95	95
R1/1621	ASSUMED	149.3	139.7	139.7	139.7	0.0	0.0	0.0	94	94
R1/1622	ASSUMED	151.1	140.6	140.6	140.6	0.0	0.0	0.0	93	93
i Broadhurst Gardens										
R3/1609	LKD	362.3	361.1	361.1	361.1	0.0	0.0	0.0	100	100
R4/1609	ASSUMED	103.4	103.2	103.2	103.2	0.0	0.0	0.0	100	100
R3/1610	ASSUMED	216.1	208.2	208.2	208.2	0.0	0.0	0.0	96	96
R4/1610		111.4	96.8	96.8	96.8	0.0	0.0	0.0	87	87
R3/1611	ASSUMED	217.0	203.9	203.9	203.9	0.0	0.0	0.0	94	94
R4/1611	ASSUMED	110.7	104.2	104.2	104.2	0.0	0.0	0.0	94	94
R2/1620	BEDROOM	132.7	125.9	125.9	125.9	0.0	0.0	0.0	95	95
R2/1621	ASSUMED	149.4	139.6	139.6	139.6	0.0	0.0	0.0	93	93
R2/1622	ASSUMED	151.2	140.8	140.8	140.8	0.0	0.0	0.0	93	93
i Broadhurst Gardens										
R1/1279	LKD	362.3	361.1	361.1	361.1	0.0	0.0	0.0	100	100
R2/1279	ASSUMED	103.4	103.2	103.2	103.2	0.0	0.0	0.0	100	100
R1/1280	ASSUMED	182.5	173.8	173.8	173.8	0.0	0.0	0.0	95	95
R2/1280		111.4	96.8	96.8	96.8	0.0	0.0	0.0	87	87
R1/1281	ASSUMED	217.0	203.9	203.9	203.9	0.0	0.0	0.0	94	94
R2/1281	ASSUMED	110.7	104.2	104.2	104.2	0.0	0.0	0.0	94	94
R1/1282	ASSUMED	173.0	133.5	133.5	133.5	0.0	0.0	0.0	77	77
R1/1290	BEDROOM	127.6	122.4	122.4	122.4	0.0	0.0	0.0	96	96
R1/1291	ASSUMED	141.6	134.2	134.2	134.2	0.0	0.0	0.0	95	95
R1/1292	ASSUMED	143.3	133.3	133.3	133.3	0.0	0.0	0.0	93	93
i Broadhurst Gardens										
R1/1260	KITCHEN	107.7	57.4	57.4	57.4	0.0	0.0	0.0	53	53
R3/1260	DINING	156.3	149.7	143.8	143.8	5.9	3.9	0.0	92	92
R2/1261	SUN_ROOM	97.3	97.3	97.3	97.3	0.0	0.0	0.0	100	100
R4/1261	BEDROOM	191.2	129.6	118.1	118.1	11.5	8.9	0.0	62	62
R2/1262	KD	155.9	155.7	155.7	155.7	0.0	0.0	0.0	100	100
R4/1262	LIVINGROOM	236.2	228.5	224.3	224.3	4.1	1.8	0.0	95	95
R1/1270	BEDROOM	117.7	115.7	115.7	115.7	0.0	0.0	0.0	98	98
R1/1271	BEDROOM	223.0	212.0	212.0	212.0	0.0	0.0	0.0	95	95
R1/1272	BEDROOM	229.2	222.2	222.2	222.2	0.0	0.0	0.0	97	97
i Broadhurst Gardens										



NSL Analysis

O2 Centre, Finchley, Camben, London
Existing vs Proposed Scheme 06-01-25 Phase 1 and Consented Phase 2,3

NSL

Room	Room Use	Whole Room sq ft	Existing sq ft	2024 Proposed NSL sq ft	2022 Proposed NSL sq ft	Loss sq ft	%Loss	2024 Proposed NSL vs 2022 Proposed NSL	Retained 2024 NSL (%)	Retained 2022 NSL (%)
R1/1300	ASSUMED	126.8	124.4	124.4	124.4	0.0	0.0	0.0	98	98
R2/1300	ASSUMED	93.5	92.0	92.0	92.0	0.0	0.0	0.0	98	98
R3/1300	ASSUMED	125.4	121.3	121.3	121.3	0.0	0.0	0.0	97	97
R4/1300	ASSUMED	120.6	117.0	117.0	117.0	0.0	0.0	0.0	97	97
R5/1300	ASSUMED	93.5	91.6	91.6	91.6	0.0	0.0	0.0	98	98
R6/1300	ASSUMED	126.8	124.2	124.2	124.2	0.0	0.0	0.0	98	98
R1/1301	ASSUMED	126.8	124.8	124.8	124.8	0.0	0.0	0.0	98	98
R2/1301	ASSUMED	93.5	92.1	92.1	92.1	0.0	0.0	0.0	99	99
R3/1301	ASSUMED	125.4	121.4	121.4	121.4	0.0	0.0	0.0	97	97
R4/1301	ASSUMED	120.6	117.1	117.1	117.1	0.0	0.0	0.0	97	97
R5/1301	ASSUMED	93.5	92.0	92.0	92.0	0.0	0.0	0.0	98	98
R6/1301	ASSUMED	126.8	124.4	124.4	124.4	0.0	0.0	0.0	98	98
R1/1302	ASSUMED	126.8	124.9	124.9	124.9	0.0	0.0	0.0	99	99
R2/1302	ASSUMED	93.5	92.1	92.1	92.1	0.0	0.0	0.0	99	99
R4/1302	ASSUMED	120.6	117.6	117.6	117.6	0.0	0.0	0.0	98	98
R5/1302	ASSUMED	93.5	92.1	92.1	92.1	0.0	0.0	0.0	99	99
R6/1302	ASSUMED	126.8	124.9	124.9	124.9	0.0	0.0	0.0	99	99
R1/1303	ASSUMED	126.8	125.8	125.8	125.8	0.0	0.0	0.0	99	99
R2/1303	ASSUMED	93.5	92.6	92.6	92.6	0.0	0.0	0.0	99	99
R3/1303	ASSUMED	125.4	122.6	122.6	122.6	0.0	0.0	0.0	98	98
R4/1303	ASSUMED	120.6	118.7	118.7	118.7	0.0	0.0	0.0	98	98
R5/1303	ASSUMED	93.5	92.6	92.6	92.6	0.0	0.0	0.0	99	99
R6/1303	ASSUMED	126.8	125.8	125.8	125.8	0.0	0.0	0.0	99	99
i Broadhurst Gardens										
R1/1320	KITCHEN	44.1	36.5	36.5	36.5	0.0	0.0	0.0	83	83
R2/1320	LIVINGROOM	113.5	105.7	105.7	105.7	0.0	0.0	0.0	93	93
R3/1320	BEDROOM	84.0	79.4	79.4	79.4	0.0	0.0	0.0	95	95
R1/1321	STUDIO	174.2	169.4	167.6	168.8	1.8	1.1	-1.2	96	97
R1/1322	STUDIO	140.3	133.8	133.8	133.8	0.0	0.0	0.0	95	95
R1/1330	LKD	182.6	175.8	165.5	165.5	10.2	5.8	0.0	91	91
R1/1331	STUDIO	157.1	142.2	137.9	137.9	4.3	3.0	0.0	88	88
R1/1332		154.1	154.1	154.1	154.1	0.0	0.0	0.0	100	100
R1/1339	ASSUMED_BEDROOM	91.1	0.0	0.0	0.0	0.0	0.0	0.0	0	0
i Broadhurst Gardens										
R1/1340	BEDROOM_LIVINGROOM	203.6	200.9	200.9	200.9	0.0	0.0	0.0	99	99
R2/1340	KITCHEN	98.7	88.2	88.2	88.2	0.1	0.1	0.0	89	89
R4/1340	BATHROOM	73.8	57.0	55.0	55.0	2.0	3.5	0.0	75	75
R2/1341	KD	162.2	155.7	155.7	155.7	0.0	0.0	0.0	96	96
R1/1342	BEDROOM_TRUNC	93.0	90.2	90.2	90.2	0.0	0.0	0.0	97	97
i Broadhurst Gardens										
R4/1360	DINING	87.9	81.0	80.9	80.9	0.0	0.0	0.0	92	92
R5/1360	KITCHEN	43.4	42.4	42.4	42.4	0.0	0.0	0.0	98	98
R4/1361	BEDROOM	87.9	82.1	82.1	82.1	0.0	0.0	0.0	93	93
i Broadhurst Gardens										
R1/1360	KITCHEN	43.4	39.7	39.3	39.3	0.4	1.0	0.0	91	91
R2/1360	DINING	87.9	80.3	80.3	80.3	0.0	0.0	0.0	91	91
R2/1361	BEDROOM	87.9	82.2	82.2	82.2	0.0	0.0	0.0	94	94
i Broadhurst Gardens										
R1/1370	ASSUMED_BEDROOM	163.2	153.2	122.6	122.6	30.7	20.0	0.0	75	75
R1/1371	ASSUMED_BEDROOM	163.2	158.5	128.9	128.9	29.6	18.7	0.0	79	79
R1/1372	ASSUMED_BEDROOM	160.2	146.0	137.6	137.6	8.3	5.7	0.0	86	86
R2/1380	KITCHEN?	118.8	115.6	109.5	109.5	6.1	5.3	0.0	92	92
R2/1381	KITCHEN?	118.8	117.6	115.2	115.2	2.4	2.0	0.0	97	97
R1/1382	ASSUMED	90.4	82.7	82.7	82.7	0.0	0.0	0.0	91	91
i Broadhurst Gardens										
R2/1370	ASSUMED_BEDROOM	163.2	153.9	114.5	114.5	39.4	25.6	0.0	70	70
R2/1371	ASSUMED_BEDROOM	163.2	158.5	121.0	121.0	37.6	23.7	0.0	74	74
R2/1372	ASSUMED_BEDROOM	161.8	144.3	131.2	131.2	13.1	9.1	0.0	81	81
R3/1380	KITCHEN?	118.8	113.4	50.9	50.9	62.4	55.0	0.0	43	43



NSL Analysis

O2 Centre, Finchley, Camben, London
Existing vs Proposed Scheme 06-01-25 Phase 1 and Consented Phase 2,3

NSL

Room	Room Use	Whole Room sq ft	Existing sq ft	2024 Proposed NSL sq ft	2022 Proposed NSL sq ft	Loss sq ft	%Loss	2024 Proposed NSL vs 2022 Proposed NSL	Retained 2024 NSL (%)	Retained 2022 NSL (%)
R3/1381	KITCHEN?	118.8	114.4	82.7	82.7	31.7	27.7	0.0	70	70
R2/1382	ASSUMED	90.4	90.4	80.0	80.0	10.4	11.5	0.0	88	88
i Broadhurst Gardens										
R1/1390	ASSUMED_BEDROOM	163.2	153.8	128.4	128.4	25.4	16.5	0.0	79	79
R1/1391	ASSUMED_BEDROOM	163.2	155.5	121.0	121.0	34.6	22.3	0.0	74	74
R1/1392	ASSUMED_BEDROOM	171.2	155.9	122.7	123.7	33.2	21.3	-1.0	72	72
R1/1400	ASSUMED_KITCHEN	99.6	99.1	39.7	39.7	59.4	59.9	0.0	40	40
R1/1401	ASSUMED_KITCHEN	99.6	99.1	58.5	58.5	40.6	41.0	0.0	59	59
R2/1402	ASSUMED_KITCHEN	54.6	52.1	52.1	52.1	0.0	0.0	0.0	95	95
R1/1410	ASSUMED	66.4	65.5	52.9	52.9	12.6	19.2	0.0	80	80
R1/1411	ASSUMED	66.4	65.7	65.0	65.0	0.7	1.1	0.0	98	98
i Broadhurst Gardens										
R2/1390	ASSUMED_BEDROOM	163.2	154.6	128.7	128.7	25.9	16.8	0.0	79	79
R2/1391	ASSUMED_BEDROOM	163.2	158.3	123.2	123.2	35.1	22.2	0.0	75	75
R2/1392	ASSUMED_BEDROOM	173.3	163.9	128.4	129.2	35.5	21.7	-0.8	74	75
R2/1400	ASSUMED_KITCHEN	100.7	96.2	40.4	40.4	55.8	58.0	0.0	40	40
R2/1401	ASSUMED_KITCHEN	100.7	97.3	67.3	67.3	30.0	30.8	0.0	67	67
R3/1402	ASSUMED	71.6	70.6	62.8	62.8	7.8	11.0	0.0	88	88
i Broadhurst Gardens										
R1/1420	ASSUMED_BEDROOM	171.2	162.7	136.3	136.3	26.5	16.3	0.0	80	80
R1/1421	ASSUMED_BEDROOM	171.2	165.6	144.4	144.4	21.2	12.8	0.0	84	84
R1/1422	ASSUMED_BEDROOM	171.2	156.9	146.7	146.7	10.3	6.6	0.0	86	86
R1/1430	ASSUMED_KITCHEN	73.1	70.7	47.1	47.1	23.6	33.4	0.0	64	64
R1/1431	ASSUMED_STAIR	91.3	63.4	49.1	49.1	14.3	22.6	0.0	54	54
R4/1431	ASSUMED	51.0	47.8	47.8	47.8	0.0	0.0	0.0	94	94
R1/1432	ASSUMED_STAIR	91.3	74.9	74.9	74.9	0.0	0.0	0.0	82	82
i Broadhurst Gardens										
R2/1420	BEDROOM	129.7	120.5	119.8	119.8	0.7	0.6	0.0	92	92
R3/1420	BEDROOM	69.0	65.6	39.4	39.4	26.2	39.9	0.0	57	57
R2/1421	BEDROOM	119.1	112.9	112.9	112.9	0.0	0.0	0.0	95	95
R4/1421	BEDROOM	112.5	100.6	100.6	100.6	0.0	0.0	0.0	89	89
R2/1422	LKD	259.2	248.7	248.7	248.7	0.0	0.0	0.0	96	96
i Broadhurst Gardens										
R1/1451	ASSUMED	106.2	99.7	99.7	99.7	0.0	0.0	0.0	94	94
R1/1452	ASSUMED	106.2	99.7	99.7	99.7	0.0	0.0	0.0	94	94
R1/1453	ASSUMED	106.2	99.9	98.5	98.8	1.4	1.4	-0.3	93	93
R3/1453	ASSUMED	201.4	193.5	193.5	193.5	0.0	0.0	0.0	96	96
i Broadhurst Gardens										
R2/1451	ASSUMED	106.2	99.7	99.7	99.7	0.0	0.0	0.0	94	94
R2/1452	ASSUMED	106.2	102.1	102.1	102.1	0.0	0.0	0.0	96	96
R2/1453	ASSUMED	106.2	99.8	99.6	99.6	0.2	0.2	0.0	94	94
i Broadhurst Gardens										
R1/1461	ASSUMED	132.1	127.6	127.6	127.6	0.0	0.0	0.0	97	97
R1/1462	ASSUMED	132.1	122.0	122.0	122.0	0.0	0.0	0.0	92	92
R1/1463	ASSUMED	132.1	123.2	121.6	122.0	1.7	1.4	-0.4	92	92
i Broadhurst Gardens										
R2/1461	ASSUMED	173.0	163.7	163.7	163.7	0.0	0.0	0.0	95	95
R2/1462	ASSUMED	173.0	165.4	165.2	165.2	0.2	0.1	0.0	95	95
R2/1463	ASSUMED	173.0	160.1	157.5	157.7	2.5	1.6	-0.2	91	91
R1/1481	ASSUMED	173.0	158.9	158.9	158.9	0.0	0.0	0.0	92	92
R1/1482	ASSUMED	173.0	160.0	160.0	160.0	0.0	0.0	0.0	92	92
R1/1483	ASSUMED	173.0	156.0	153.4	153.8	2.5	1.6	-0.4	89	89
R1/1484	ASSUMED	174.0	164.7	164.7	164.7	0.0	0.0	0.0	95	95



NSL Analysis

O2 Centre, Finchley, Camben, London
Existing vs Proposed Scheme 06-01-25 Phase 1 and Consented Phase 2,3

NSL

Room	Room Use	Whole Room sq ft	Existing sq ft	2024 Proposed NSL sq ft	2022 Proposed NSL sq ft	Loss sq ft	%Loss	2024 Proposed NSL vs 2022 Proposed NSL	Retained 2024 NSL (%)	Retained 2022 NSL (%)
I Broadhurst Gardens										
R1/1501	ASSUMED	98.1	91.5	91.5	91.5	0.0	0.0	0.0	93	93
R1/1502	ASSUMED	98.1	90.7	90.7	90.7	0.0	0.0	0.0	92	92
R1/1511	ASSUMED	275.8	261.7	261.7	261.7	0.0	0.0	0.0	95	95
R1/1512	ASSUMED	258.8	246.7	246.7	246.7	0.0	0.0	0.0	95	95
R1/1513	ASSUMED	258.8	229.9	229.6	229.8	0.4	0.2	-0.2	89	89
R1/1531	ASSUMED	231.9	201.6	201.6	201.6	0.0	0.0	0.0	87	87
R2/1531	ASSUMED	210.5	186.4	186.4	186.4	0.0	0.0	0.0	89	89
R3/1531	ASSUMED	179.9	165.5	165.5	165.5	0.0	0.0	0.0	92	92
R4/1531	ASSUMED	134.6	122.9	122.9	122.9	0.0	0.0	0.0	91	91
R5/1531	ASSUMED	98.0	92.4	92.4	92.4	0.0	0.0	0.0	94	94
R1/1532	ASSUMED	231.9	215.3	215.3	215.3	0.0	0.0	0.0	93	93
R2/1532	ASSUMED	210.5	196.8	196.8	196.8	0.0	0.0	0.0	93	93
R3/1532	ASSUMED	179.9	171.9	171.9	171.9	0.0	0.0	0.0	96	96
R4/1532	ASSUMED	134.6	129.9	129.9	129.9	0.0	0.0	0.0	97	97
R5/1532	ASSUMED	98.0	96.3	96.3	96.3	0.0	0.0	0.0	98	98
R1/1533	ASSUMED	225.8	176.6	176.6	176.6	0.0	0.0	0.0	78	78
R2/1533	ASSUMED	157.3	113.4	110.3	110.3	3.1	2.7	0.0	70	70
R3/1533	ASSUMED	129.6	105.3	105.2	105.2	0.1	0.1	0.0	81	81
R4/1533	ASSUMED	131.3	107.2	107.2	107.2	0.0	0.0	0.0	82	82
R5/1533	ASSUMED	100.9	62.6	62.6	62.6	0.0	0.0	0.0	62	62
.02 West End Lane										
R1/1560	ASSUMED	87.7	55.8	55.8	55.8	0.0	0.0	0.0	64	64
R2/1560	ASSUMED	109.1	87.1	87.1	87.1	0.0	0.0	0.0	80	80
R3/1560	ASSUMED	97.2	81.5	81.5	81.5	0.0	0.0	0.0	84	84
R4/1560	ASSUMED	91.7	78.7	78.7	78.7	0.0	0.0	0.0	86	86
R1/1561	ASSUMED	87.7	79.9	79.9	79.9	0.0	0.0	0.0	91	91
R2/1561	ASSUMED	109.1	104.9	104.9	104.9	0.0	0.0	0.0	96	96
R3/1561	ASSUMED	97.2	94.4	94.4	94.4	0.0	0.0	0.0	97	97
R4/1561	ASSUMED	91.7	89.4	89.4	89.4	0.0	0.0	0.0	97	97
R1/1562	ASSUMED	76.2	55.7	55.7	55.7	0.0	0.0	0.0	73	73
R2/1562	ASSUMED	63.0	54.8	54.8	54.8	0.0	0.0	0.0	87	87
R3/1562	ASSUMED	52.7	47.2	47.2	47.2	0.0	0.0	0.0	90	90
R4/1562	ASSUMED	102.2	77.9	77.9	77.9	0.0	0.0	0.0	76	76
R1/1571	BEDROOM	129.1	124.7	124.7	124.7	0.0	0.0	0.0	97	97
R1/1572	BEDROOM	243.1	236.9	236.9	236.9	0.0	0.0	0.0	97	97
R1/1573	BEDROOM	110.6	102.7	102.7	102.7	0.0	0.0	0.0	93	93
R3/1573	BEDROOM	90.2	90.2	90.2	90.2	0.0	0.0	0.0	100	100
.04 West End Lane										
R1/1581	ASSUMED	134.5	125.9	125.9	125.9	0.0	0.0	0.0	94	94
R1/1582	ASSUMED	134.5	92.6	92.6	92.6	0.0	0.0	0.0	69	69
.06 West End Lane										
R1/1591	ASSUMED	267.3	229.3	224.4	224.4	4.9	2.1	0.0	84	84
.08 West End Lane										
R2/1591	ASSUMED	204.6	183.6	179.1	179.1	4.5	2.5	0.0	88	88
.10 West End Lane										
R3/1591	ASSUMED	160.4	147.5	147.0	147.0	0.5	0.3	0.0	92	92
.12 West End Lane										
R4/1591	ASSUMED	152.5	140.7	139.2	139.2	1.6	1.1	0.0	91	91
R5/1591	ASSUMED	131.5	122.4	122.4	122.4	0.0	0.0	0.0	93	93
.14 West End Lane										
R6/1591	ASSUMED	258.0	244.9	244.9	244.9	0.0	0.0	0.0	95	95



SUNLIGHT Analysis

O2 Centre, Finchley, Camben, London

2024 Proposed vs 2022 Proposed Scheme 06-01-25 Phase 1 and Consented Phase 2,3

APSH

Room	Window	Room Use	Room Existing		2024 Proposed				2022 Proposed				2024 Proposed vs 2022 Proposed		
			Winter APSH	Annual APSH	Room Proposed		Winter %Loss	Annual %Loss	Room Proposed		Winter %Loss	Annual %Loss	Winter APSH	Annual APSH	
					Winter APSH	Annual APSH			Winter APSH	Annual APSH					
Hardy Building															
R1/1151	W1/1151	BEDROOM	30	85	30	85	0.0	0.0	30	85	0.0	0.0	0	0	
R1/1152	W1/1152	BEDROOM	30	86	30	86	0.0	0.0	30	86	0.0	0.0	0	0	
R2/1152	W2/1152	LKD													
R2/1152	W3/1152	LKD													
R2/1152	W4/1152	LKD	30	89	30	89	0.0	0.0	30	89	0.0	0.0	0	0	
R1/1153	W1/1153	BEDROOM	30	88	30	88	0.0	0.0	30	88	0.0	0.0	0	0	
R2/1153	W2/1153	LKD													
R2/1153	W3/1153	LKD													
R2/1153	W4/1153	LKD	30	91	30	91	0.0	0.0	30	91	0.0	0.0	0	0	
R1/1154	W1/1154	LKD													
R1/1154	W2/1154	LKD													
R1/1154	W3/1154	LKD													
R1/1154	W4/1154	LKD													
R1/1154	W5/1154	LKD													
R1/1154	W6/1154	LKD	30	91	30	91	0.0	0.0	30	91	0.0	0.0	0	0	
124 West End Lane															
R1/1171	W1/1171														
R1/1171	W2/1171														
R1/1171	W3/1171														



SUNLIGHT Analysis

O2 Centre, Finchley, Camben, London

2024 Proposed vs 2022 Proposed Scheme 06-01-25 Phase 1 and Consented Phase 2,3

APSH

Room	Window	Room Use	Room Existing		Room Proposed		Winter %Loss	Annual %Loss	Room Proposed		Winter %Loss	Annual %Loss	2024 Proposed vs 2022 Proposed		
			Winter APSH	Annual APSH	Winter APSH	Annual APSH			Winter APSH	Annual APSH			Winter APSH	Annual APSH	
			R1/1171	W4/1171		30			94	25			88	16.7	6.4
R2/1171	W5/1171														
R2/1171	W6/1171		30	87	24	80	20.0	8.0	24	80	20.0	8.0	0	0	
R1/1172	W1/1172														
R1/1172	W2/1172														
R1/1172	W3/1172														
R1/1172	W4/1172														
R1/1172	W5/1172		30	95	28	93	6.7	2.1	28	93	6.7	2.1	0	0	
R2/1172	W6/1172		30	85	27	82	10.0	3.5	27	82	10.0	3.5	0	0	
R1/1173	W1/1173														
R1/1173	W2/1173														
R1/1173	W3/1173		30	96	30	96	0.0	0.0	30	96	0.0	0.0	0	0	
R2/1173	W4/1173		30	87	30	87	0.0	0.0	30	87	0.0	0.0	0	0	
R2/1176	W2/1176														
R2/1176	W3/1176		30	88	19	77	36.7	12.5	19	77	36.7	12.5	0	0	
R2/1177	W2/1177														
R2/1177	W3/1177		30	89	24	83	20.0	6.7	24	83	20.0	6.7	0	0	
3 Blackburn Road															
R1/1180	W1/1180	LKD													
R1/1180	W2/1180	LKD	27	72	8	47	70.4	34.7	8	47	70.4	34.7	0	0	



SUNLIGHT Analysis

O2 Centre, Finchley, Camben, London

2024 Proposed vs 2022 Proposed Scheme 06-01-25 Phase 1 and Consented Phase 2,3

APSH

Room	Window	Room Use	Room Existing		Room Proposed		Winter %Loss	Annual %Loss	Room Proposed		Winter %Loss	Annual %Loss	2024 Proposed vs 2022 Proposed		
			Winter APSH	Annual APSH	Winter APSH	Annual APSH			Winter APSH	Annual APSH			Winter APSH	Annual APSH	
R3/1180	W4/1180	STUDIO													
R3/1180	W5/1180	STUDIO													
R3/1180	W6/1180	STUDIO	27	78	5	46	81.5	41.0	5	46	81.5	41.0	0	0	
R1/1181	W1/1181	LKD													
R1/1181	W2/1181	LKD	28	83	9	62	67.9	25.3	9	62	67.9	25.3	0	0	
R2/1181	W3/1181	BEDROOM													
R2/1181	W4/1181	BEDROOM	28	83	7	60	75.0	27.7	7	60	75.0	27.7	0	0	
R1/1182	W1/1182	LKD	28	81	15	68	46.4	16.0	15	68	46.4	16.0	0	0	
R2/1182	W2/1182	LKD	28	79	15	65	46.4	17.7	15	65	46.4	17.7	0	0	
5 Blackburn Road															
R1/1190	W1/1190														
R1/1190	W2/1190														
R1/1190	W3/1190		28	85	6	53	78.6	37.6	6	53	78.6	37.6	0	0	
R1/1191	W1/1191														
R1/1191	W2/1191		29	85	7	61	75.9	28.2	7	61	75.9	28.2	0	0	
R1/1192	W1/1192		28	80	14	64	50.0	20.0	14	64	50.0	20.0	0	0	
7 Blackburn Road															
R2/1200	W2/1200														



SUNLIGHT Analysis

O2 Centre, Finchley, Camben, London

2024 Proposed vs 2022 Proposed Scheme 06-01-25 Phase 1 and Consented Phase 2,3

APSH

Room	Window	Room Use	Room Existing		Room Proposed		Winter %Loss	Annual %Loss	Room Proposed		Winter %Loss	Annual %Loss	2024 Proposed vs 2022 Proposed		
			Winter APSH	Annual APSH	Winter APSH	Annual APSH			Winter APSH	Annual APSH			Winter APSH	Annual APSH	
R2/1200	W3/1200														
R2/1200	W4/1200		28	86	4	51	85.7	40.7	4	51	85.7	40.7	0	0	
R1/1201	W1/1201														
R1/1201	W2/1201		30	86	6	60	80.0	30.2	6	60	80.0	30.2	0	0	
R1/1202	W1/1202		29	83	15	68	48.3	18.1	15	68	48.3	18.1	0	0	
9 Blackburn Road															
R1/1210	W1/1210														
R1/1210	W2/1210														
R1/1210	W3/1210		27	86	4	50	85.2	41.9	4	50	85.2	41.9	0	0	
R1/1211	W1/1211														
R1/1211	W2/1211		30	86	5	59	83.3	31.4	5	59	83.3	31.4	0	0	
R1/1212	W1/1212														
R1/1212	W2/1212														
R1/1212	W3/1212		30	87	14	69	53.3	20.7	14	69	53.3	20.7	0	0	
Asher House															
R2/1220	W2/1220	LD													
R2/1220	W3/1220	LD													
R2/1220	W4/1220	LD	24	81	2	27	91.7	66.7	2	27	91.7	66.7	0	0	
R3/1220	W5/1220	BEDROOM													
R3/1220	W6/1220	BEDROOM													



SUNLIGHT Analysis

O2 Centre, Finchley, Camben, London

2024 Proposed vs 2022 Proposed Scheme 06-01-25 Phase 1 and Consented Phase 2,3

APSH

Room	Window	Room Use	Room Existing		Room Proposed		Winter %Loss	Annual %Loss	Room Proposed		Winter %Loss	Annual %Loss	2024 Proposed vs 2022 Proposed	
			Winter APSH	Annual APSH	Winter APSH	Annual APSH			Winter APSH	Annual APSH			Winter APSH	Annual APSH
R3/1220	W7/1220	BEDROOM	24	80	2	24	91.7	70.0	2	24	91.7	70.0	0	0
R4/1220	W8/1220	BEDROOM												
R4/1220	W9/1220	BEDROOM												
R4/1220	W10/1220	BEDROOM	26	81	2	21	92.3	74.1	2	21	92.3	74.1	0	0
R5/1220	W11/1220	LD												
R5/1220	W12/1220	LD												
R5/1220	W13/1220	LD	26	81	2	21	92.3	74.1	2	21	92.3	74.1	0	0
R6/1220	W14/1220	LD												
R6/1220	W15/1220	LD												
R6/1220	W16/1220	LD	25	80	2	20	92.0	75.0	2	20	92.0	75.0	0	0
R7/1220	W17/1220	BEDROOM												
R7/1220	W18/1220	BEDROOM												
R7/1220	W19/1220	BEDROOM	25	80	2	21	92.0	73.8	2	21	92.0	73.8	0	0
R8/1220	W20/1220	BEDROOM												
R8/1220	W21/1220	BEDROOM												
R8/1220	W22/1220	BEDROOM	24	77	2	20	91.7	74.0	2	20	91.7	74.0	0	0
R9/1220	W23/1220	LD												
R9/1220	W24/1220	LD												
R9/1220	W25/1220	LD	24	69	2	15	91.7	78.3	2	15	91.7	78.3	0	0
R2/1221	W2/1221	STUDIO												
R2/1221	W3/1221	STUDIO												
R2/1221	W4/1221	STUDIO												



SUNLIGHT Analysis

O2 Centre, Finchley, Camben, London

2024 Proposed vs 2022 Proposed Scheme 06-01-25 Phase 1 and Consented Phase 2,3

APSH

Room	Window	Room Use	Room Existing		Room Proposed		Winter %Loss	Annual %Loss	Room Proposed		Winter %Loss	Annual %Loss	2024 Proposed vs 2022 Proposed		
			Winter APSH	Annual APSH	Winter APSH	Annual APSH			Winter APSH	Annual APSH			Winter APSH	Annual APSH	
R2/1221	W5/1221	STUDIO													
R2/1221	W6/1221	STUDIO													
R2/1221	W7/1221	STUDIO	30	73	3	27	90.0	63.0	3	27	90.0	63.0	0	0	
R3/1221	W8/1221	STUDIO													
R3/1221	W9/1221	STUDIO													
R3/1221	W10/1221	STUDIO													
R3/1221	W11/1221	STUDIO													
R3/1221	W12/1221	STUDIO													
R3/1221	W13/1221	STUDIO	30	72	3	22	90.0	69.4	3	22	90.0	69.4	0	0	
R4/1221	W14/1221	STUDIO													
R4/1221	W15/1221	STUDIO													
R4/1221	W16/1221	STUDIO													
R4/1221	W17/1221	STUDIO													
R4/1221	W18/1221	STUDIO													
R4/1221	W19/1221	STUDIO	30	72	3	23	90.0	68.1	3	23	90.0	68.1	0	0	
R5/1221	W20/1221	BEDROOM													
R5/1221	W21/1221	BEDROOM													
R5/1221	W22/1221	BEDROOM	30	72	2	22	93.3	69.4	2	22	93.3	69.4	0	0	
R6/1221	W23/1221	LKD													
R6/1221	W24/1221	LKD													
R6/1221	W25/1221	LKD													
R6/1221	W26/1221	LKD													
R6/1221	W27/1221	LKD													
R6/1221	W28/1221	LKD	30	73	2	24	93.3	67.1	2	24	93.3	67.1	0	0	



SUNLIGHT Analysis

O2 Centre, Finchley, Camben, London

2024 Proposed vs 2022 Proposed Scheme 06-01-25 Phase 1 and Consented Phase 2,3

APSH

Room	Window	Room Use	Room Existing		Room Proposed		Winter %Loss	Annual %Loss	Room Proposed		Winter %Loss	Annual %Loss	2024 Proposed vs 2022 Proposed	
			Winter APSH	Annual APSH	Winter APSH	Annual APSH			Winter APSH	Annual APSH			Winter APSH	Annual APSH
NIDO HOUSE (STUDENT ACCOMODATION)														
R1/732	W4/732	BEDROOM												
R1/732	W5/732	BEDROOM												
R1/732	W6/732	BEDROOM	30	90	20	68	33.3	24.4	20	68	33.3	24.4	0	0
R4/732	W1/732	BEDROOM	30	88	16	65	46.7	26.1	16	65	46.7	26.1	0	0
R5/732	W2/732	BEDROOM	30	88	16	65	46.7	26.1	16	65	46.7	26.1	0	0
R6/732	W3/732	BEDROOM	30	88	17	65	43.3	26.1	17	65	43.3	26.1	0	0
R1/733	W4/733	BEDROOM												
R1/733	W5/733	BEDROOM												
R1/733	W6/733	BEDROOM	30	90	21	70	30.0	22.2	21	70	30.0	22.2	0	0
R4/733	W1/733	BEDROOM	30	88	15	68	50.0	22.7	15	68	50.0	22.7	0	0
R5/733	W2/733	BEDROOM	30	88	18	69	40.0	21.6	18	69	40.0	21.6	0	0
R6/733	W3/733	BEDROOM	30	88	18	67	40.0	23.9	18	67	40.0	23.9	0	0
R1/734	W4/734	BEDROOM												
R1/734	W5/734	BEDROOM												
R1/734	W6/734	BEDROOM	30	90	25	74	16.7	17.8	25	74	16.7	17.8	0	0
R4/734	W1/734	BEDROOM	30	87	19	71	36.7	18.4	19	71	36.7	18.4	0	0
R5/734	W2/734	BEDROOM	30	87	20	72	33.3	17.2	20	72	33.3	17.2	0	0



SUNLIGHT Analysis

O2 Centre, Finchley, Camben, London

2024 Proposed vs 2022 Proposed Scheme 06-01-25 Phase 1 and Consented Phase 2,3

APSH

Room	Window	Room Use	Room Existing		Room Proposed		Winter %Loss	Annual %Loss	Room Proposed		Winter %Loss	Annual %Loss	2024 Proposed vs 2022 Proposed	
			Winter APSH	Annual APSH	Winter APSH	Annual APSH			Winter APSH	Annual APSH			Winter APSH	Annual APSH
R6/734	W3/734	BEDROOM	30	88	21	70	30.0	20.5	21	70	30.0	20.5	0	0
R1/767	W2/767	STUDIO												
R1/767	W3/767	STUDIO												
R1/767	W4/767	STUDIO	30	88	27	74	10.0	15.9	27	74	10.0	15.9	0	0
R1/768	W3/768	STUDIO												
R1/768	W4/768	STUDIO												
R1/768	W5/768	STUDIO	30	88	27	76	10.0	13.6	27	76	10.0	13.6	0	0
R1/1232	W1/1232	STUDIO												
R1/1232	W2/1232	STUDIO	30	95	3	57	90.0	40.0	3	57	90.0	40.0	0	0
R2/1232	W3/1232	STUDIO	30	88	4	47	86.7	46.6	4	47	86.7	46.6	0	0
R3/1232	W4/1232	STUDIO	30	88	5	50	83.3	43.2	5	50	83.3	43.2	0	0
R4/1232	W5/1232	STUDIO	30	88	6	51	80.0	42.0	6	51	80.0	42.0	0	0
R5/1232	W6/1232	LKD	28	79	9	54	67.9	31.6	9	54	67.9	31.6	0	0
R1/1233	W1/1233	STUDIO												
R1/1233	W2/1233	STUDIO	30	97	3	64	90.0	34.0	3	64	90.0	34.0	0	0
R2/1233	W3/1233	STUDIO	30	88	5	55	83.3	37.5	5	55	83.3	37.5	0	0
R3/1233	W4/1233	STUDIO	30	87	5	56	83.3	35.6	5	56	83.3	35.6	0	0



SUNLIGHT Analysis

O2 Centre, Finchley, Camben, London

2024 Proposed vs 2022 Proposed Scheme 06-01-25 Phase 1 and Consented Phase 2,3

APSH

Room	Window	Room Use	Room Existing		Room Proposed		Winter %Loss	Annual %Loss	Room Proposed		Winter %Loss	Annual %Loss	2024 Proposed vs 2022 Proposed		
			Winter APSH	Annual APSH	Winter APSH	Annual APSH			Winter APSH	Annual APSH			Winter APSH	Annual APSH	
			R4/1233	W5/1233	STUDIO	30			87	7			59	76.7	32.2
R5/1233	W6/1233	LKD	28	79	10	59	64.3	25.3	10	59	64.3	25.3	0	0	
R1/1234	W1/1234	STUDIO													
R1/1234	W2/1234	STUDIO	30	98	10	75	66.7	23.5	10	75	66.7	23.5	0	0	
R2/1234	W3/1234	STUDIO	30	88	6	61	80.0	30.7	6	61	80.0	30.7	0	0	
R3/1234	W4/1234	STUDIO	30	88	8	63	73.3	28.4	8	63	73.3	28.4	0	0	
R4/1234	W5/1234	STUDIO	30	88	9	63	70.0	28.4	9	63	70.0	28.4	0	0	
R5/1234	W6/1234	LKD	28	79	12	62	57.1	21.5	12	62	57.1	21.5	0	0	
73 LITHOS ROAD															
R1/30	W1/30														
R1/30	W2/30														
R1/30	W3/30														
R1/30	W4/30														
R1/30	W5/30														
R1/30	W6/30		12	55	3	45	75.0	18.2	4	46	66.7	16.4	-1	-1	
R1/31	W1/31														
R1/31	W2/31		30	70	9	48	70.0	31.4	12	51	60.0	27.1	-3	-3	
R1/32	W1/32														
R1/32	W2/32		30	70	10	49	66.7	30.0	14	53	53.3	24.3	-4	-4	



SUNLIGHT Analysis

O2 Centre, Finchley, Camben, London

2024 Proposed vs 2022 Proposed Scheme 06-01-25 Phase 1 and Consented Phase 2,3

APSH

Room	Window	Room Use	Room Existing		Room Proposed		Winter %Loss	Annual %Loss	Room Proposed		Winter %Loss	Annual %Loss	2024 Proposed vs 2022 Proposed	
			Winter APSH	Annual APSH	Winter APSH	Annual APSH			Winter APSH	Annual APSH			Winter APSH	Annual APSH
			R24/32	W28/32		17			52	8			43	52.9
R25/32	W29/32		17	52	8	43	52.9	17.3	9	44	47.1	15.4	-1	-1
R1/33	W1/33													
R1/33	W2/33		30	87	11	67	63.3	23.0	17	73	43.3	16.1	-6	-6
R24/33	W16/33		16	51	7	42	56.3	17.6	11	46	31.3	9.8	-4	-4
R25/33	W17/33		16	51	7	42	56.3	17.6	10	45	37.5	11.8	-3	-3
72 LITHOS ROAD														
R2/30	W7/30													
R2/30	W8/30													
R2/30	W9/30													
R2/30	W10/30													
R2/30	W11/30													
R2/30	W12/30		15	69	7	60	53.3	13.0	7	60	53.3	13.0	0	0
R2/31	W3/31													
R2/31	W4/31		29	66	9	45	69.0	31.8	10	46	65.5	30.3	-1	-1
R2/32	W3/32		26	67	8	49	69.2	26.9	13	54	50.0	19.4	-5	-5
R3/32	W4/32													
R3/32	W5/32		29	69	10	49	65.5	29.0	13	52	55.2	24.6	-3	-3



SUNLIGHT Analysis

O2 Centre, Finchley, Camben, London

2024 Proposed vs 2022 Proposed Scheme 06-01-25 Phase 1 and Consented Phase 2,3

APSH

Room	Window	Room Use	Room Existing		Room Proposed		Winter %Loss	Annual %Loss	Room Proposed		Winter %Loss	Annual %Loss	2024 Proposed vs 2022 Proposed		
			Winter APSH	Annual APSH	Winter APSH	Annual APSH			Winter APSH	Annual APSH			Winter APSH	Annual APSH	
R2/33	W3/33		30	86	11	66	63.3	23.3	16	71	46.7	17.4	-5	-5	
R3/33	W4/33														
R3/33	W5/33		30	87	11	67	63.3	23.0	15	71	50.0	18.4	-4	-4	
71 LITHOS ROAD															
R3/30	W13/30														
R3/30	W14/30														
R3/30	W15/30														
R3/30	W16/30														
R3/30	W17/30														
R3/30	W18/30		13	63	7	56	46.2	11.1	9	58	30.8	7.9	-2	-2	
R3/31	W5/31														
R3/31	W6/31		28	75	11	57	60.7	24.0	12	58	57.1	22.7	-1	-1	
R4/32	W6/32		27	67	10	49	63.0	26.9	13	52	51.9	22.4	-3	-3	
R1/34	W1/34														
R1/34	W2/34		30	97	16	83	46.7	14.4	17	84	43.3	13.4	-1	-1	
70 LITHOS ROAD															
R4/30	W19/30														
R4/30	W20/30														
R4/30	W21/30														
R4/30	W22/30														
R4/30	W23/30														



SUNLIGHT Analysis

O2 Centre, Finchley, Camben, London

2024 Proposed vs 2022 Proposed Scheme 06-01-25 Phase 1 and Consented Phase 2,3

APSH

Room	Window	Room Use	Room Existing		Room Proposed		Winter %Loss	Annual %Loss	Room Proposed		Winter %Loss	Annual %Loss	2024 Proposed vs 2022 Proposed	
			Winter APSH	Annual APSH	Winter APSH	Annual APSH			Winter APSH	Annual APSH			Winter APSH	Annual APSH
			R4/30	W24/30		16			70	7			60	56.3
R4/31	W7/31													
R4/31	W8/31		30	85	11	65	63.3	23.5	13	67	56.7	21.2	-2	-2
R5/32	W7/32		29	70	12	52	58.6	25.7	13	53	55.2	24.3	-1	-1
R2/34	W3/34													
R2/34	W4/34		30	97	16	83	46.7	14.4	18	85	40.0	12.4	-2	-2
69 LITHOS ROAD														
R5/30	W25/30													
R5/30	W26/30													
R5/30	W27/30													
R5/30	W28/30													
R5/30	W29/30													
R5/30	W30/30		16	69	7	59	56.3	14.5	8	60	50.0	13.0	-1	-1
R5/31	W9/31													
R5/31	W10/31		30	81	9	59	70.0	27.2	13	63	56.7	22.2	-4	-4
R6/32	W8/32		30	69	11	49	63.3	29.0	14	52	53.3	24.6	-3	-3
R3/34	W5/34													
R3/34	W6/34		30	97	17	84	43.3	13.4	18	85	40.0	12.4	-1	-1
68 LITHOS ROAD														



SUNLIGHT Analysis

O2 Centre, Finchley, Camben, London

2024 Proposed vs 2022 Proposed Scheme 06-01-25 Phase 1 and Consented Phase 2,3

APSH

Room	Window	Room Use	Room Existing		Room Proposed		Winter %Loss	Annual %Loss	Room Proposed		Winter %Loss	Annual %Loss	2024 Proposed vs 2022 Proposed		
			Winter APSH	Annual APSH	Winter APSH	Annual APSH			Winter APSH	Annual APSH			Winter APSH	Annual APSH	
R6/30	W31/30														
R6/30	W32/30														
R6/30	W33/30														
R6/30	W34/30														
R6/30	W35/30														
R6/30	W36/30		16	73	8	64	50.0	12.3	9	65	43.8	11.0	-1	-1	
R6/31	W11/31														
R6/31	W12/31		30	88	9	66	70.0	25.0	12	69	60.0	21.6	-3	-3	
R7/32	W9/32		30	88	11	68	63.3	22.7	13	70	56.7	20.5	-2	-2	
R7/33	W6/33		30	86	12	67	60.0	22.1	17	72	43.3	16.3	-5	-5	
R4/34	W7/34														
R4/34	W8/34		30	97	16	82	46.7	15.5	19	85	36.7	12.4	-3	-3	
67 LITHOS ROAD															
R7/30	W37/30														
R7/30	W38/30														
R7/30	W39/30														
R7/30	W40/30														
R7/30	W41/30														
R7/30	W42/30		16	74	6	63	62.5	14.9	8	65	50.0	12.2	-2	-2	
R7/31	W13/31														
R7/31	W14/31		30	88	11	68	63.3	22.7	15	72	50.0	18.2	-4	-4	



SUNLIGHT Analysis

O2 Centre, Finchley, Camben, London

2024 Proposed vs 2022 Proposed Scheme 06-01-25 Phase 1 and Consented Phase 2,3

APSH

Room	Window	Room Use	Room Existing		Room Proposed		Winter %Loss	Annual %Loss	Room Proposed		Winter %Loss	Annual %Loss	2024 Proposed vs 2022 Proposed		
			Winter APSH	Annual APSH	Winter APSH	Annual APSH			Winter APSH	Annual APSH			Winter APSH	Annual APSH	
R8/32	W10/32		30	88	13	70	56.7	20.5	16	73	46.7	17.0	-3	-3	
R8/33	W7/33		30	87	13	69	56.7	20.7	17	73	43.3	16.1	-4	-4	
R5/34	W9/34														
R5/34	W10/34		30	97	18	84	40.0	13.4	22	88	26.7	9.3	-4	-4	
66 LITHOS ROAD															
R8/30	W43/30														
R8/30	W44/30														
R8/30	W45/30														
R8/30	W46/30														
R8/30	W47/30														
R8/30	W48/30		15	67	4	55	73.3	17.9	9	60	40.0	10.4	-5	-5	
R8/31	W15/31														
R8/31	W16/31		28	79	7	57	75.0	27.8	9	59	67.9	25.3	-2	-2	
R9/32	W11/32		28	68	10	49	64.3	27.9	12	51	57.1	25.0	-2	-2	
R6/34	W11/34														
R6/34	W12/34		30	97	17	83	43.3	14.4	21	87	30.0	10.3	-4	-4	
65 LITHOS ROAD															
R9/30	W49/30														
R9/30	W50/30														
R9/30	W51/30														



SUNLIGHT Analysis

O2 Centre, Finchley, Camben, London

2024 Proposed vs 2022 Proposed Scheme 06-01-25 Phase 1 and Consented Phase 2,3

APSH

Room	Window	Room Use	Room Existing		Room Proposed		Winter %Loss	Annual %Loss	Room Proposed		Winter %Loss	Annual %Loss	2024 Proposed vs 2022 Proposed		
			Winter APSH	Annual APSH	Winter APSH	Annual APSH			Winter APSH	Annual APSH			Winter APSH	Annual APSH	
			R9/30	W52/30											
R9/30	W53/30														
R9/30	W54/30		16	69	6	58	62.5	15.9	10	62	37.5	10.1	-4	-4	
R9/31	W17/31														
R9/31	W18/31		30	80	10	59	66.7	26.3	12	61	60.0	23.8	-2	-2	
R10/32	W12/32		30	69	12	50	60.0	27.5	13	51	56.7	26.1	-1	-1	
R7/34	W13/34														
R7/34	W14/34		30	97	17	83	43.3	14.4	21	87	30.0	10.3	-4	-4	
64 LITHOS ROAD															
R10/30	W55/30														
R10/30	W56/30														
R10/30	W57/30														
R10/30	W58/30														
R10/30	W59/30														
R10/30	W60/30		16	73	7	63	56.3	13.7	9	65	43.8	11.0	-2	-2	
R10/31	W19/31														
R10/31	W20/31		30	88	10	67	66.7	23.9	13	70	56.7	20.5	-3	-3	
R11/32	W13/32		30	88	12	69	60.0	21.6	13	70	56.7	20.5	-1	-1	
R11/33	W8/33		30	86	13	68	56.7	20.9	14	69	53.3	19.8	-1	-1	
R8/34	W15/34														



SUNLIGHT Analysis

O2 Centre, Finchley, Camben, London

2024 Proposed vs 2022 Proposed Scheme 06-01-25 Phase 1 and Consented Phase 2,3

APSH

Room	Window	Room Use	Room Existing		Room Proposed		Winter %Loss	Annual %Loss	Room Proposed		Winter %Loss	Annual %Loss	2024 Proposed vs 2022 Proposed		
			Winter APSH	Annual APSH	Winter APSH	Annual APSH			Winter APSH	Annual APSH			Winter APSH	Annual APSH	
			R8/34	W16/34		30			97	16			82	46.7	15.5
63 LITHOS ROAD															
R11/30	W61/30														
R11/30	W62/30														
R11/30	W63/30														
R11/30	W64/30														
R11/30	W65/30														
R11/30	W66/30		16	74	6	63	62.5	14.9	9	66	43.8	10.8	-3	-3	
R11/31	W21/31														
R11/31	W22/31		30	88	10	67	66.7	23.9	13	70	56.7	20.5	-3	-3	
R12/32	W14/32		30	88	11	68	63.3	22.7	12	69	60.0	21.6	-1	-1	
R12/33	W9/33		30	87	11	67	63.3	23.0	13	69	56.7	20.7	-2	-2	
R9/34	W17/34														
R9/34	W18/34		30	97	14	80	53.3	17.5	19	85	36.7	12.4	-5	-5	
62 LITHOS ROAD															
R12/30	W67/30														
R12/30	W68/30														
R12/30	W69/30														
R12/30	W70/30														
R12/30	W71/30														
R12/30	W72/30		16	68	5	56	68.8	17.6	8	59	50.0	13.2	-3	-3	



SUNLIGHT Analysis

O2 Centre, Finchley, Camben, London

2024 Proposed vs 2022 Proposed Scheme 06-01-25 Phase 1 and Consented Phase 2,3

APSH

Room	Window	Room Use	Room Existing		Room Proposed		Winter %Loss	Annual %Loss	Room Proposed		Winter %Loss	Annual %Loss	2024 Proposed vs 2022 Proposed		
			Winter APSH	Annual APSH	Winter APSH	Annual APSH			Winter APSH	Annual APSH			Winter APSH	Annual APSH	
R12/31	W23/31														
R12/31	W24/31		28	78	9	58	67.9	25.6	11	60	60.7	23.1	-2	-2	
R13/32	W15/32		28	68	10	49	64.3	27.9	10	49	64.3	27.9	0	0	
R10/34	W19/34														
R10/34	W20/34		30	97	14	80	53.3	17.5	18	84	40.0	13.4	-4	-4	
61 LITHOS ROAD															
R13/30	W73/30														
R13/30	W74/30														
R13/30	W75/30														
R13/30	W76/30														
R13/30	W77/30														
R13/30	W78/30		18	73	6	60	66.7	17.8	10	64	44.4	12.3	-4	-4	
R13/31	W25/31														
R13/31	W26/31		30	84	10	63	66.7	25.0	12	65	60.0	22.6	-2	-2	
R14/32	W16/32		30	71	10	50	66.7	29.6	13	53	56.7	25.4	-3	-3	
R11/34	W21/34														
R11/34	W22/34		30	97	15	82	50.0	15.5	16	83	46.7	14.4	-1	-1	
60 LITHOS ROAD															
R14/30	W79/30														



SUNLIGHT Analysis

O2 Centre, Finchley, Camben, London

2024 Proposed vs 2022 Proposed Scheme 06-01-25 Phase 1 and Consented Phase 2,3

APSH

Room	Window	Room Use	Room Existing		Room Proposed		Winter %Loss	Annual %Loss	Room Proposed		Winter %Loss	Annual %Loss	2024 Proposed vs 2022 Proposed		
			Winter APSH	Annual APSH	Winter APSH	Annual APSH			Winter APSH	Annual APSH			Winter APSH	Annual APSH	
R14/30	W80/30														
R14/30	W81/30														
R14/30	W82/30														
R14/30	W83/30														
R14/30	W84/30		17	68	8	58	52.9	14.7	9	59	47.1	13.2	-1	-1	
R14/31	W27/31														
R14/31	W28/31		30	78	11	58	63.3	25.6	13	60	56.7	23.1	-2	-2	
R15/32	W17/32		29	67	12	50	58.6	25.4	13	51	55.2	23.9	-1	-1	
R12/34	W23/34														
R12/34	W24/34		30	97	16	83	46.7	14.4	16	83	46.7	14.4	0	0	
59 LITHOS ROAD															
R15/30	W85/30	LIVINGROOM?													
R15/30	W86/30	LIVINGROOM?													
R15/30	W87/30	LIVINGROOM?													
R15/30	W88/30	LIVINGROOM?													
R15/30	W89/30	LIVINGROOM?													
R15/30	W90/30	LIVINGROOM?	16	72	8	62	50.0	13.9	9	63	43.8	12.5	-1	-1	
R15/31	W29/31	LIVINGROOM?													
R15/31	W30/31	LIVINGROOM?	30	70	10	48	66.7	31.4	11	49	63.3	30.0	-1	-1	
R16/32	W18/32	LIVINGROOM													
R16/32	W19/32	LIVINGROOM	30	71	11	51	63.3	28.2	13	53	56.7	25.4	-2	-2	



SUNLIGHT Analysis

O2 Centre, Finchley, Camben, London

2024 Proposed vs 2022 Proposed Scheme 06-01-25 Phase 1 and Consented Phase 2,3

APSH

Room	Window	Room Use	Room Existing		Room Proposed		Winter %Loss	Annual %Loss	Room Proposed		Winter %Loss	Annual %Loss	2024 Proposed vs 2022 Proposed	
			Winter APSH	Annual APSH	Winter APSH	Annual APSH			Winter APSH	Annual APSH			Winter APSH	Annual APSH
			R17/32	W20/32	KITCHEN	28			73	9			52	67.9
R16/33	W10/33	LIVINGROOM												
R16/33	W11/33	LIVINGROOM	30	86	13	68	56.7	20.9	15	70	50.0	18.6	-2	-2
R17/33	W12/33	KITCHEN	30	83	13	65	56.7	21.7	16	68	46.7	18.1	-3	-3
58 LITHOS ROAD														
R16/30	W91/30	LIVINGROOM?												
R16/30	W92/30	LIVINGROOM?												
R16/30	W93/30	LIVINGROOM?												
R16/30	W94/30	LIVINGROOM?												
R16/30	W95/30	LIVINGROOM?												
R16/30	W96/30	LIVINGROOM?	16	71	7	60	56.3	15.5	8	61	50.0	14.1	-1	-1
R16/31	W31/31	LIVINGROOM?												
R16/31	W32/31	LIVINGROOM?	30	70	8	46	73.3	34.3	11	49	63.3	30.0	-3	-3
R18/32	W21/32	KITCHEN	27	71	9	53	66.7	25.4	13	57	51.9	19.7	-4	-4
R19/32	W22/32	LIVINGROOM												
R19/32	W23/32	LIVINGROOM	30	70	11	49	63.3	30.0	12	50	60.0	28.6	-1	-1
R18/33	W13/33	KITCHEN	30	83	14	66	53.3	20.5	16	68	46.7	18.1	-2	-2
R19/33	W14/33	LIVINGROOM												
R19/33	W15/33	LIVINGROOM	30	87	15	71	50.0	18.4	16	72	46.7	17.2	-1	-1



SUNLIGHT Analysis

O2 Centre, Finchley, Camben, London

2024 Proposed vs 2022 Proposed Scheme 06-01-25 Phase 1 and Consented Phase 2,3

APSH

Room	Window	Room Use	Room Existing		Room Proposed		Winter %Loss	Annual %Loss	Room Proposed		Winter %Loss	Annual %Loss	2024 Proposed vs 2022 Proposed	
			Winter APSH	Annual APSH	Winter APSH	Annual APSH			Winter APSH	Annual APSH			Winter APSH	Annual APSH
			57 LITHOS ROAD											
R17/30	W97/30													
R17/30	W98/30													
R17/30	W99/30													
R17/30	W100/30													
R17/30	W101/30													
R17/30	W102/30		17	62	5	48	70.6	22.6	7	50	58.8	19.4	-2	-2
R17/31	W33/31													
R17/31	W34/31		26	69	9	50	65.4	27.5	9	50	65.4	27.5	0	0
R20/32	W24/32		21	21	6	6	71.4	71.4	7	7	66.7	66.7	-1	-1
R13/34	W25/34													
R13/34	W32/34		29	99	15	84	48.3	15.2	18	87	37.9	8.4	-3	-3
56 LITHOS ROAD														
R18/30	W103/30													
R18/30	W104/30													
R18/30	W105/30													
R18/30	W106/30													
R18/30	W107/30													
R18/30	W108/30		19	71	9	59	52.6	16.9	11	61	42.1	14.1	-2	-2
R18/31	W35/31													
R18/31	W36/31		28	77	8	55	71.4	28.6	10	57	64.3	26.0	-2	-2



SUNLIGHT Analysis

O2 Centre, Finchley, Camben, London

2024 Proposed vs 2022 Proposed Scheme 06-01-25 Phase 1 and Consented Phase 2,3

APSH

Room	Window	Room Use	Room Existing		Room Proposed		Winter %Loss	Annual %Loss	Room Proposed		Winter %Loss	Annual %Loss	2024 Proposed vs 2022 Proposed	
			Winter APSH	Annual APSH	Winter APSH	Annual APSH			Winter APSH	Annual APSH			Winter APSH	Annual APSH
R21/32	W25/32		23	23	6	6	73.9	73.9	8	8	65.2	65.2	-2	-2
R14/34	W26/34													
R14/34	W31/34		30	100	16	85	46.7	15.0	18	87	40.0	10.3	-2	-2
55 LITHOS ROAD														
R19/30	W109/30													
R19/30	W110/30													
R19/30	W111/30													
R19/30	W112/30													
R19/30	W113/30													
R19/30	W114/30		17	67	9	59	47.1	11.9	10	60	41.2	10.4	-1	-1
R19/31	W37/31													
R19/31	W38/31		30	81	10	60	66.7	25.9	11	61	63.3	24.7	-1	-1
R22/32	W26/32		24	24	5	5	79.2	79.2	7	7	70.8	70.8	-2	-2
R15/34	W27/34													
R15/34	W30/34		30	100	15	84	50.0	16.0	17	86	43.3	11.3	-2	-2
54 LITHOS ROAD														
R20/30	W115/30													
R20/30	W116/30													
R20/30	W117/30													
R20/30	W118/30													
R20/30	W119/30													



SUNLIGHT Analysis

O2 Centre, Finchley, Camben, London

2024 Proposed vs 2022 Proposed Scheme 06-01-25 Phase 1 and Consented Phase 2,3

APSH

Room	Window	Room Use	Room Existing		Room Proposed		Winter %Loss	Annual %Loss	Room Proposed		Winter %Loss	Annual %Loss	2024 Proposed vs 2022 Proposed		
			Winter APSH	Annual APSH	Winter APSH	Annual APSH			Winter APSH	Annual APSH			Winter APSH	Annual APSH	
			R20/30	W120/30		19			63	9			52	52.6	17.5
R20/31	W39/31														
R20/31	W40/31		30	78	10	56	66.7	28.2	11	57	63.3	26.9	-1	-1	
R23/32	W27/32		24	24	5	5	79.2	79.2	7	7	70.8	70.8	-2	-2	
R16/34	W28/34														
R16/34	W29/34		30	96	13	78	56.7	18.8	16	81	46.7	15.6	-3	-3	
54A-D ROSEMONT ROAD															
R1/40	W1/40														
R1/40	W2/40		20	37	5	18	75.0	51.4	7	20	65.0	45.9	-2	-2	
R2/40	W3/40		23	69	7	50	69.6	27.5	8	51	65.2	26.1	-1	-1	
R3/40	W4/40		26	70	7	48	73.1	31.4	9	50	65.4	28.6	-2	-2	
R1/41	W1/41														
R1/41	W2/41		30	61	9	38	70.0	37.7	11	40	63.3	34.4	-2	-2	
R2/41	W3/41		27	82	7	59	74.1	28.0	8	60	70.4	26.8	-1	-1	
R3/41	W4/41		29	82	7	57	75.9	30.5	9	59	69.0	28.0	-2	-2	
R1/42	W1/42														
R1/42	W2/42		28	87	10	67	64.3	23.0	13	70	53.6	19.5	-3	-3	



SUNLIGHT Analysis

O2 Centre, Finchley, Camben, London

2024 Proposed vs 2022 Proposed Scheme 06-01-25 Phase 1 and Consented Phase 2,3

APSH

Room	Window	Room Use	Room Existing		Room Proposed		Winter %Loss	Annual %Loss	Room Proposed		Winter %Loss	Annual %Loss	2024 Proposed vs 2022 Proposed		
			Winter APSH	Annual APSH	Winter APSH	Annual APSH			Winter APSH	Annual APSH			Winter APSH	Annual APSH	
R2/42	W3/42		30	89	12	69	60.0	22.5	15	72	50.0	19.1	-3	-3	
R3/42	W4/42		30	89	12	68	60.0	23.6	15	71	50.0	20.2	-3	-3	
R1/43	W1/43		30	79	15	63	50.0	20.3	17	65	43.3	17.7	-2	-2	
R1/43	W2/43														
R1/43	W3/43														
R1/43	W4/43														
R2/43	W5/43		30	89	14	72	53.3	19.1	16	74	46.7	16.9	-2	-2	
R3/43	W6/43		30	89	14	72	53.3	19.1	16	74	46.7	16.9	-2	-2	
48 ROSEMONT ROAD															
R1/50	W1/50	KD	27	54	9	33	66.7	38.9	10	34	63.0	37.0	-1	-1	
R1/50	W2/50	KD													
R1/50	W3/50	KD													
R2/51	W1/51	RECEPTION	29	88	9	65	69.0	26.1	11	67	62.1	23.9	-2	-2	
R2/51	W2/51	RECEPTION													
R2/51	W3/51	RECEPTION													
R1/52	W1/52	BEDROOM	28	84	11	65	60.7	22.6	13	67	53.6	20.2	-2	-2	
R1/53	W1/53	BEDROOM	25	72	13	60	48.0	16.7	14	61	44.0	15.3	-1	-1	
R1/53	W2/53	BEDROOM													
R1/53	W3/53	BEDROOM													
R1/53	W4/53	BEDROOM													



SUNLIGHT Analysis

O2 Centre, Finchley, Camben, London

2024 Proposed vs 2022 Proposed Scheme 06-01-25 Phase 1 and Consented Phase 2,3

APSH

Room	Window	Room Use	Room Existing		Room Proposed		Winter %Loss	Annual %Loss	Room Proposed		Winter %Loss	Annual %Loss	2024 Proposed vs 2022 Proposed	
			Winter APSH	Annual APSH	Winter APSH	Annual APSH			Winter APSH	Annual APSH			Winter APSH	Annual APSH
46 ROSEMONT ROAD														
R2/50	W4/50	KD												
R2/50	W5/50	KD												
R2/50	W6/50	KD	27	44	8	23	70.4	47.7	9	24	66.7	45.5	-1	-1
R1/51	W4/51	RECEPTION												
R1/51	W5/51	RECEPTION												
R1/51	W6/51	RECEPTION	29	88	10	67	65.5	23.9	11	68	62.1	22.7	-1	-1
R2/52	W2/52	BEDROOM	30	88	13	69	56.7	21.6	14	70	53.3	20.5	-1	-1
R2/53	W5/53	BEDROOM												
R2/53	W6/53	BEDROOM												
R2/53	W7/53	BEDROOM												
R2/53	W8/53	BEDROOM	28	80	15	66	46.4	17.5	17	68	39.3	15.0	-2	-2
44 ROSEMONT ROAD														
R3/50	W7/50	KD												
R3/50	W8/50	KD												
R3/50	W9/50	KD	27	44	5	19	81.5	56.8	5	19	81.5	56.8	0	0
R3/51	W7/51	RECEPTION												
R3/51	W8/51	RECEPTION												
R3/51	W9/51	RECEPTION	29	87	10	65	65.5	25.3	10	65	65.5	25.3	0	0
R3/52	W3/52	BEDROOM	30	89	10	67	66.7	24.7	12	69	60.0	22.5	-2	-2



SUNLIGHT Analysis

O2 Centre, Finchley, Camben, London

2024 Proposed vs 2022 Proposed Scheme 06-01-25 Phase 1 and Consented Phase 2,3

APSH

Room	Window	Room Use	Room Existing		Room Proposed		Winter %Loss	Annual %Loss	Room Proposed		Winter %Loss	Annual %Loss	2024 Proposed vs 2022 Proposed		
			Winter APSH	Annual APSH	Winter APSH	Annual APSH			Winter APSH	Annual APSH			Winter APSH	Annual APSH	
R3/53	W9/53	BEDROOM													
R3/53	W10/53	BEDROOM													
R3/53	W11/53	BEDROOM													
R3/53	W12/53	BEDROOM	28	80	12	63	57.1	21.3	14	65	50.0	18.8	-2	-2	
42 ROSEMONT ROAD															
R4/50	W10/50	KD													
R4/50	W11/50	KD													
R4/50	W12/50	KD	26	43	8	22	69.2	48.8	8	22	69.2	48.8	0	0	
R4/51	W10/51	RECEPTION													
R4/51	W11/51	RECEPTION													
R4/51	W12/51	RECEPTION	29	86	11	65	62.1	24.4	11	65	62.1	24.4	0	0	
R4/52	W4/52	BEDROOM	30	88	13	69	56.7	21.6	14	70	53.3	20.5	-1	-1	
R4/53	W13/53	BEDROOM													
R4/53	W14/53	BEDROOM													
R4/53	W15/53	BEDROOM													
R4/53	W16/53	BEDROOM	28	80	14	65	50.0	18.8	15	66	46.4	17.5	-1	-1	
40 ROSEMONT ROAD															
R5/50	W13/50	KD													
R5/50	W14/50	KD													
R5/50	W15/50	KD	25	42	6	21	76.0	50.0	6	21	76.0	50.0	0	0	



SUNLIGHT Analysis

O2 Centre, Finchley, Camben, London

2024 Proposed vs 2022 Proposed Scheme 06-01-25 Phase 1 and Consented Phase 2,3

APSH

Room	Window	Room Use	Room Existing		Room Proposed		Winter %Loss	Annual %Loss	Room Proposed		Winter %Loss	Annual %Loss	2024 Proposed vs 2022 Proposed		
			Winter APSH	Annual APSH	Winter APSH	Annual APSH			Winter APSH	Annual APSH			Winter APSH	Annual APSH	
R5/51	W13/51	RECEPTION													
R5/51	W14/51	RECEPTION													
R5/51	W15/51	RECEPTION	29	85	10	64	65.5	24.7	12	66	58.6	22.4	-2	-2	
R5/52	W5/52	BEDROOM	30	88	11	67	63.3	23.9	12	68	60.0	22.7	-1	-1	
R5/53	W17/53	BEDROOM													
R5/53	W18/53	BEDROOM													
R5/53	W19/53	BEDROOM													
R5/53	W20/53	BEDROOM	28	80	11	62	60.7	22.5	12	63	57.1	21.3	-1	-1	
38 ROSEMONT ROAD															
R6/50	W16/50	KD													
R6/50	W17/50	KD													
R6/50	W18/50	KD	25	42	6	20	76.0	52.4	7	21	72.0	50.0	-1	-1	
R6/51	W16/51	RECEPTION													
R6/51	W17/51	RECEPTION													
R6/51	W18/51	RECEPTION	29	84	10	62	65.5	26.2	12	64	58.6	23.8	-2	-2	
R6/52	W6/52	BEDROOM	29	84	11	65	62.1	22.6	12	66	58.6	21.4	-1	-1	
R6/53	W21/53	BEDROOM													
R6/53	W22/53	BEDROOM													
R6/53	W23/53	BEDROOM													
R6/53	W24/53	BEDROOM	28	80	12	63	57.1	21.3	13	64	53.6	20.0	-1	-1	
36 ROSEMONT ROAD															



SUNLIGHT Analysis

O2 Centre, Finchley, Camben, London

2024 Proposed vs 2022 Proposed Scheme 06-01-25 Phase 1 and Consented Phase 2,3

APSH

Room	Window	Room Use	Room Existing		Room Proposed		Winter %Loss	Annual %Loss	Room Proposed		Winter %Loss	Annual %Loss	2024 Proposed vs 2022 Proposed		
			Winter APSH	Annual APSH	Winter APSH	Annual APSH			Winter APSH	Annual APSH			Winter APSH	Annual APSH	
R7/50	W19/50	KD													
R7/50	W20/50	KD													
R7/50	W21/50	KD	25	42	8	23	68.0	45.2	10	25	60.0	40.5	-2	-2	
R7/51	W19/51	RECEPTION													
R7/51	W20/51	RECEPTION													
R7/51	W21/51	RECEPTION	29	84	12	65	58.6	22.6	13	66	55.2	21.4	-1	-1	
R7/52	W7/52	BEDROOM	29	84	12	65	58.6	22.6	12	65	58.6	22.6	0	0	
R7/53	W25/53	BEDROOM													
R7/53	W26/53	BEDROOM													
R7/53	W27/53	BEDROOM													
R7/53	W28/53	BEDROOM	28	80	13	64	53.6	20.0	14	65	50.0	18.8	-1	-1	
34 ROSEMONT ROAD															
R8/50	W22/50	KD													
R8/50	W23/50	KD													
R8/50	W24/50	KD	25	40	9	22	64.0	45.0	9	22	64.0	45.0	0	0	
R8/51	W22/51	RECEPTION													
R8/51	W23/51	RECEPTION													
R8/51	W24/51	RECEPTION	29	83	13	65	55.2	21.7	13	65	55.2	21.7	0	0	
R8/52	W8/52	BEDROOM	29	77	12	59	58.6	23.4	13	60	55.2	22.1	-1	-1	
R8/53	W29/53	BEDROOM													



SUNLIGHT Analysis

O2 Centre, Finchley, Camben, London

2024 Proposed vs 2022 Proposed Scheme 06-01-25 Phase 1 and Consented Phase 2,3

APSH

Room	Window	Room Use	Room Existing		Room Proposed		Winter %Loss	Annual %Loss	Room Proposed		Winter %Loss	Annual %Loss	2024 Proposed vs 2022 Proposed		
			Winter APSH	Annual APSH	Winter APSH	Annual APSH			Winter APSH	Annual APSH			Winter APSH	Annual APSH	
R8/53	W30/53	BEDROOM													
R8/53	W31/53	BEDROOM													
R8/53	W32/53	BEDROOM	28	79	13	64	53.6	19.0	13	64	53.6	19.0	0	0	
32 ROSEMONT ROAD															
R9/50	W25/50	KD													
R9/50	W26/50	KD													
R9/50	W27/50	KD	24	31	10	16	58.3	48.4	10	16	58.3	48.4	0	0	
R9/51	W25/51	RECEPTION													
R9/51	W26/51	RECEPTION													
R9/51	W27/51	RECEPTION	27	67	13	52	51.9	22.4	13	52	51.9	22.4	0	0	
R9/52	W9/52	BEDROOM	25	59	13	47	48.0	20.3	14	48	44.0	18.6	-1	-1	
R9/53	W33/53	BEDROOM													
R9/53	W34/53	BEDROOM													
R9/53	W35/53	BEDROOM													
R9/53	W36/53	BEDROOM	23	62	14	53	39.1	14.5	14	53	39.1	14.5	0	0	
30 ROSEMONT ROAD															
R1/60	W1/60														
R1/60	W2/60		28	89	9	65	67.9	27.0	9	65	67.9	27.0	0	0	
R2/60	W3/60														
R2/60	W4/60														
R2/60	W5/60														



SUNLIGHT Analysis

O2 Centre, Finchley, Camben, London

2024 Proposed vs 2022 Proposed Scheme 06-01-25 Phase 1 and Consented Phase 2,3

APSH

Room	Window	Room Use	Room Existing		Room Proposed		Winter %Loss	Annual %Loss	Room Proposed		Winter %Loss	Annual %Loss	2024 Proposed vs 2022 Proposed		
			Winter APSH	Annual APSH	Winter APSH	Annual APSH			Winter APSH	Annual APSH			Winter APSH	Annual APSH	
R2/60	W6/60														
R2/60	W7/60														
R2/60	W8/60		28	87	10	67	64.3	23.0	11	68	60.7	21.8	-1	-1	
R1/61	W1/61														
R1/61	W2/61		29	92	10	71	65.5	22.8	11	72	62.1	21.7	-1	-1	
R2/61	W3/61														
R2/61	W4/61														
R2/61	W5/61														
R2/61	W6/61														
R2/61	W7/61														
R2/61	W8/61		29	88	10	68	65.5	22.7	11	69	62.1	21.6	-1	-1	
R1/62	W1/62														
R1/62	W2/62		29	92	12	73	58.6	20.7	13	74	55.2	19.6	-1	-1	
R2/62	W3/62														
R2/62	W4/62														
R2/62	W5/62														
R2/62	W6/62														
R2/62	W7/62														
R2/62	W8/62		29	88	11	69	62.1	21.6	12	70	58.6	20.5	-1	-1	
R1/63	W1/63														
R1/63	W2/63		30	97	14	80	53.3	17.5	14	80	53.3	17.5	0	0	
R2/63	W3/63														
R2/63	W4/63														



SUNLIGHT Analysis

O2 Centre, Finchley, Camben, London

2024 Proposed vs 2022 Proposed Scheme 06-01-25 Phase 1 and Consented Phase 2,3

APSH

Room	Window	Room Use	Room Existing		Room Proposed		Winter %Loss	Annual %Loss	Room Proposed		Winter %Loss	Annual %Loss	2024 Proposed vs 2022 Proposed		
			Winter APSH	Annual APSH	Winter APSH	Annual APSH			Winter APSH	Annual APSH			Winter APSH	Annual APSH	
R2/63	W5/63														
R2/63	W6/63														
R2/63	W7/63														
R2/63	W8/63		29	89	15	75	48.3	15.7	15	75	48.3	15.7	0	0	
26 ROSEMONT ROAD															
R1/80	W1/80	LKD	5	25	0	20	100.0	20.0	0	20	100.0	20.0	0	0	
R1/81	W1/81	RECEPTION	6	42	1	37	83.3	11.9	1	37	83.3	11.9	0	0	
R1/82	W1/82	BEDROOM	8	54	2	48	75.0	11.1	2	48	75.0	11.1	0	0	
R1/83	W1/83	BEDROOM													
R1/83	W2/83	BEDROOM													
R1/83	W3/83	BEDROOM	24	81	16	73	33.3	9.9	16	73	33.3	9.9	0	0	
24C ROSEMONT ROAD															
R2/80	W2/80	LKD													
R2/80	W3/80	LKD													
R2/80	W4/80	LKD	11	37	4	30	63.6	18.9	4	30	63.6	18.9	0	0	
R2/81	W2/81	RECEPTION													
R2/81	W3/81	RECEPTION													
R2/81	W4/81	RECEPTION	12	59	5	52	58.3	11.9	5	52	58.3	11.9	0	0	
R2/82	W2/82	BEDROOM	14	69	7	62	50.0	10.1	7	62	50.0	10.1	0	0	



SUNLIGHT Analysis

O2 Centre, Finchley, Camben, London

2024 Proposed vs 2022 Proposed Scheme 06-01-25 Phase 1 and Consented Phase 2,3

APSH

Room	Window	Room Use	Room Existing		Room Proposed		Winter %Loss	Annual %Loss	Room Proposed		Winter %Loss	Annual %Loss	2024 Proposed vs 2022 Proposed		
			Winter APSH	Annual APSH	Winter APSH	Annual APSH			Winter APSH	Annual APSH			Winter APSH	Annual APSH	
R2/83	W4/83	BEDROOM													
R2/83	W5/83	BEDROOM													
R2/83	W6/83	BEDROOM	26	81	19	74	26.9	8.6	19	74	26.9	8.6	0	0	
24B ROSEMONT ROAD															
R1/90	W1/90	LKD													
R1/90	W2/90	LKD													
R1/90	W3/90	LKD	14	40	6	32	57.1	20.0	6	32	57.1	20.0	0	0	
R1/91	W1/91	RECEPTION													
R1/91	W2/91	RECEPTION													
R1/91	W3/91	RECEPTION	18	72	10	64	44.4	11.1	10	64	44.4	11.1	0	0	
R1/92	W1/92	BEDROOM	22	79	14	71	36.4	10.1	14	71	36.4	10.1	0	0	
R1/93	W1/93	BEDROOM													
R1/93	W2/93	BEDROOM													
R1/93	W3/93	BEDROOM	27	82	17	72	37.0	12.2	17	72	37.0	12.2	0	0	
24A ROSEMONT ROAD															
R2/90	W4/90	LKD													
R2/90	W5/90	LKD													
R2/90	W6/90	LKD	20	51	8	39	60.0	23.5	8	39	60.0	23.5	0	0	
R2/91	W4/91	RECEPTION													
R2/91	W5/91	RECEPTION													
R2/91	W6/91	RECEPTION	22	78	11	67	50.0	14.1	11	67	50.0	14.1	0	0	



SUNLIGHT Analysis

O2 Centre, Finchley, Camben, London

2024 Proposed vs 2022 Proposed Scheme 06-01-25 Phase 1 and Consented Phase 2,3

APSH

Room	Window	Room Use	Room Existing		Room Proposed		Winter %Loss	Annual %Loss	Room Proposed		Winter %Loss	Annual %Loss	2024 Proposed vs 2022 Proposed		
			Winter APSH	Annual APSH	Winter APSH	Annual APSH			Winter APSH	Annual APSH			Winter APSH	Annual APSH	
R2/92	W2/92	BEDROOM	27	84	17	74	37.0	11.9	17	74	37.0	11.9	0	0	
R2/93	W4/93	BEDROOM													
R2/93	W5/93	BEDROOM													
R2/93	W6/93	BEDROOM	27	83	16	72	40.7	13.3	17	73	37.0	12.0	-1	-1	
22C ROSEMONT ROAD															
R1/100	W1/100	LKD													
R1/100	W2/100	LKD													
R1/100	W3/100	LKD	21	55	10	44	52.4	20.0	10	44	52.4	20.0	0	0	
R1/101	W1/101	RECEPTION													
R1/101	W2/101	RECEPTION													
R1/101	W3/101	RECEPTION	25	82	14	71	44.0	13.4	14	71	44.0	13.4	0	0	
R1/102	W1/102	BEDROOM	27	84	17	74	37.0	11.9	17	74	37.0	11.9	0	0	
R1/103	W1/103	BEDROOM													
R1/103	W2/103	BEDROOM													
R1/103	W3/103	BEDROOM	28	83	17	72	39.3	13.3	18	73	35.7	12.0	-1	-1	
22B ROSEMONT ROAD															
R2/100	W4/100	LKD													
R2/100	W5/100	LKD													
R2/100	W6/100	LKD	22	56	11	45	50.0	19.6	11	45	47.6	18.2	0	0	



SUNLIGHT Analysis

O2 Centre, Finchley, Camben, London
 2024 Proposed vs 2022 Proposed Scheme 06-01-25 Phase 1 and Consented Phase 2,3

APSH

Room	Window	Room Use	Room Existing		Room Proposed		Winter %Loss	Annual %Loss	Room Proposed		Winter %Loss	Annual %Loss	2024 Proposed vs 2022 Proposed		
			Winter APSH	Annual APSH	Winter APSH	Annual APSH			Winter APSH	Annual APSH			Winter APSH	Annual APSH	
R2/101	W4/101	RECEPTION													
R2/101	W5/101	RECEPTION													
R2/101	W6/101	RECEPTION	25	81	15	71	40.0	12.3	15	71	40.0	12.3	0	0	
R2/102	W2/102	BEDROOM	27	84	18	75	33.3	10.7	18	75	33.3	10.7	0	0	
R2/103	W4/103	BEDROOM													
R2/103	W5/103	BEDROOM													
R2/103	W6/103	BEDROOM	28	83	17	72	39.3	13.3	18	73	35.7	12.0	-1	-1	
22A ROSEMONT ROAD															
R1/110	W1/110	LKD													
R1/110	W2/110	LKD													
R1/110	W3/110	LKD	24	58	12	46	50.0	20.7	12	46	47.8	19.3	0	0	
R1/111	W1/111	RECEPTION													
R1/111	W2/111	RECEPTION													
R1/111	W3/111	RECEPTION	27	82	15	70	44.4	14.6	15	70	44.4	14.6	0	0	
R1/112	W1/112	BEDROOM	28	81	17	70	39.3	13.6	18	71	35.7	12.3	-1	-1	
R1/113	W1/113	BEDROOM													
R1/113	W2/113	BEDROOM													
R1/113	W3/113	BEDROOM	29	84	18	73	37.9	13.1	19	74	34.5	11.9	-1	-1	
20C ROSEMONT ROAD															
R2/110	W4/110	LKD													



SUNLIGHT Analysis

O2 Centre, Finchley, Camben, London

2024 Proposed vs 2022 Proposed Scheme 06-01-25 Phase 1 and Consented Phase 2,3

APSH

Room	Window	Room Use	Room Existing		Room Proposed		Winter %Loss	Annual %Loss	Room Proposed		Winter %Loss	Annual %Loss	2024 Proposed vs 2022 Proposed	
			Winter APSH	Annual APSH	Winter APSH	Annual APSH			Winter APSH	Annual APSH			Winter APSH	Annual APSH
			R2/110	W5/110	LKD									
R2/110	W6/110	LKD	27	60	14	47	48.1	21.7	14	47	46.2	20.3	0	0
R2/111	W4/111	RECEPTION												
R2/111	W5/111	RECEPTION												
R2/111	W6/111	RECEPTION	28	83	16	71	42.9	14.5	16	71	42.9	14.5	0	0
R2/112	W2/112	BEDROOM	27	82	17	72	37.0	12.2	17	72	37.0	12.2	0	0
R2/113	W4/113	BEDROOM												
R2/113	W5/113	BEDROOM												
R2/113	W6/113	BEDROOM	28	83	17	72	39.3	13.3	18	73	35.7	12.0	-1	-1
20B ROSEMONT ROAD														
R1/120	W1/120	LKD												
R1/120	W2/120	LKD												
R1/120	W3/120	LKD	26	60	12	46	53.8	23.3	12	46	52.0	22.0	0	0
R1/121	W1/121	RECEPTION												
R1/121	W2/121	RECEPTION												
R1/121	W3/121	RECEPTION	28	81	16	69	42.9	14.8	16	69	42.9	14.8	0	0
R1/122	W1/122	BEDROOM	27	80	17	70	37.0	12.5	17	70	37.0	12.5	0	0
R1/123	W1/123	BEDROOM												
R1/123	W2/123	BEDROOM												
R1/123	W3/123	BEDROOM	29	83	19	73	34.5	12.0	19	73	34.5	12.0	0	0



SUNLIGHT Analysis

O2 Centre, Finchley, Camben, London

2024 Proposed vs 2022 Proposed Scheme 06-01-25 Phase 1 and Consented Phase 2,3

APSH

Room	Window	Room Use	Room Existing		Room Proposed		Winter %Loss	Annual %Loss	Room Proposed		Winter %Loss	Annual %Loss	2024 Proposed vs 2022 Proposed	
			Winter APSH	Annual APSH	Winter APSH	Annual APSH			Winter APSH	Annual APSH			Winter APSH	Annual APSH
20A ROSEMONT ROAD														
R2/120	W4/120	LKD												
R2/120	W5/120	LKD												
R2/120	W6/120	LKD	26	52	10	36	61.5	30.8	10	36	60.0	29.4	0	0
R2/121	W4/121	RECEPTION												
R2/121	W5/121	RECEPTION												
R2/121	W6/121	RECEPTION	28	78	14	64	50.0	17.9	14	64	50.0	17.9	0	0
R2/122	W2/122	BEDROOM	27	73	14	60	48.1	17.8	14	60	48.1	17.8	0	0
R2/123	W4/123	BEDROOM												
R2/123	W5/123	BEDROOM												
R2/123	W6/123	BEDROOM	28	73	18	63	35.7	13.7	18	63	35.7	13.7	0	0
16 ROSEMONT ROAD														
R3/130	W5/130													
R3/130	W6/130													
R3/130	W7/130		28	85	15	72	46.4	15.3	15	72	44.4	14.3	0	0
R4/130	W8/130		0	2	0	2	-	0.0	0	2	-	0.0	0	0
R3/131	W5/131													
R3/131	W6/131		28	85	15	72	46.4	15.3	15	72	46.4	15.3	0	0
R4/131	W7/131		10	42	5	37	50.0	11.9	5	37	37.5	7.5	0	0



SUNLIGHT Analysis

O2 Centre, Finchley, Camben, London

2024 Proposed vs 2022 Proposed Scheme 06-01-25 Phase 1 and Consented Phase 2,3

APSH

Room	Window	Room Use	Room Existing		Room Proposed		Winter %Loss	Annual %Loss	Room Proposed		Winter %Loss	Annual %Loss	2024 Proposed vs 2022 Proposed		
			Winter APSH	Annual APSH	Winter APSH	Annual APSH			Winter APSH	Annual APSH			Winter APSH	Annual APSH	
			R3/132	W5/132											
R3/132	W6/132		29	86	19	76	34.5	11.6	19	76	34.5	11.6	0	0	
R4/132	W7/132		11	45	6	40	45.5	11.1	6	40	45.5	11.1	0	0	
R3/133	W5/133														
R3/133	W6/133		30	85	20	75	33.3	11.8	20	75	33.3	11.8	0	0	
14 ROSEMONT ROAD															
R1/141	W1/141	BEDROOM	18	63	12	57	33.3	9.5	12	57	33.3	9.5	0	0	
R2/141	W2/141	DINING	23	76	16	69	30.4	9.2	16	69	27.3	8.0	0	0	
R3/141	W3/141	BEDROOM	24	79	17	72	29.2	8.9	17	72	29.2	8.9	0	0	
R5/141	W4/141	LK													
R5/141	W5/141	LK													
R5/141	W7/141	LK													
R5/141	W8/141	LK													
R5/141	W9/141	LK	23	85	19	81	17.4	4.7	19	81	17.4	4.7	0	0	
12 ROSEMONT ROAD															
R1/150	W1/150	LIVINGROOM													
R1/150	W2/150	LIVINGROOM													
R1/150	W4/150	LIVINGROOM													
R1/150	W5/150	LIVINGROOM													
R1/150	W6/150	LIVINGROOM													



SUNLIGHT Analysis

O2 Centre, Finchley, Camben, London

2024 Proposed vs 2022 Proposed Scheme 06-01-25 Phase 1 and Consented Phase 2,3

APSH

Room	Window	Room Use	Room Existing		Room Proposed		Winter %Loss	Annual %Loss	Room Proposed		Winter %Loss	Annual %Loss	2024 Proposed vs 2022 Proposed		
			Winter APSH	Annual APSH	Winter APSH	Annual APSH			Winter APSH	Annual APSH			Winter APSH	Annual APSH	
R1/150	W7/150	LIVINGROOM	26	92	18	84	30.8	8.7	18	84	25.0	6.7	0	0	
R2/150	W3/150	HOBBYROOM	27	80	18	71	33.3	11.3	18	71	28.0	9.0	0	0	
R1/151	W1/151	BEDROOM	27	81	19	73	29.6	9.9	19	73	29.6	9.9	0	0	
R3/151	W3/151	CONSERVATORY													
R3/151	W4/151	CONSERVATORY													
R3/151	W5/151	CONSERVATORY													
R3/151	W6/151	CONSERVATORY													
R3/151	W7/151	CONSERVATORY													
R3/151	W8/151	CONSERVATORY													
R3/151	W9/151	CONSERVATORY													
R3/151	W10/151	CONSERVATORY													
R3/151	W11/151	CONSERVATORY													
R3/151	W12/151	CONSERVATORY													
R3/151	W13/151	CONSERVATORY													
R3/151	W14/151	CONSERVATORY	29	92	23	86	20.7	6.5	23	86	20.7	6.5	0	0	
R1/152	W1/152	BEDROOM													
R1/152	W2/152	BEDROOM													
R1/152	W5/152	BEDROOM	28	96	21	89	25.0	7.3	21	89	25.0	7.3	0	0	
10 ROSEMONT ROAD															
R3/160	W3/160	STUDY	28	82	22	76	21.4	7.3	22	76	15.4	5.0	0	0	
R1/161	W1/161	DINING													
R1/161	W2/161	DINING													



SUNLIGHT Analysis

O2 Centre, Finchley, Camben, London

2024 Proposed vs 2022 Proposed Scheme 06-01-25 Phase 1 and Consented Phase 2,3

APSH

Room	Window	Room Use	Room Existing		Room Proposed		Winter %Loss	Annual %Loss	Room Proposed		Winter %Loss	Annual %Loss	2024 Proposed vs 2022 Proposed		
			Winter APSH	Annual APSH	Winter APSH	Annual APSH			Winter APSH	Annual APSH			Winter APSH	Annual APSH	
R1/161	W3/161	DINING													
R1/161	W4/161	DINING													
R1/161	W5/161	DINING	28	84	22	78	21.4	7.1	22	78	18.5	6.0	0	0	
R1/162	W1/162	BEDROOM													
R1/162	W2/162	BEDROOM													
R1/162	W3/162	BEDROOM													
R1/162	W4/162	BEDROOM													
R1/162	W13/162	BEDROOM													
R1/162	W14/162	BEDROOM	29	96	23	90	20.7	6.3	23	90	17.9	5.3	0	0	
8 ROSEMONT ROAD															
R1/170	W1/170	BEDROOM													
R1/170	W2/170	BEDROOM	28	82	20	74	28.6	9.8	20	74	25.9	8.6	0	0	
R1/171	W1/171	LD_TRUNCATED													
R1/171	W2/171	LD_TRUNCATED													
R1/171	W3/171	LD_TRUNCATED													
R1/171	W4/171	LD_TRUNCATED													
R1/171	W5/171	LD_TRUNCATED													
R1/171	W6/171	LD_TRUNCATED	28	84	22	78	21.4	7.1	22	78	18.5	6.0	0	0	
R1/172	W1/172	BEDROOM													
R1/172	W2/172	BEDROOM													
R1/172	W3/172	BEDROOM													
R1/172	W12/172	BEDROOM	28	97	22	91	21.4	6.2	22	91	18.5	5.2	0	0	
R3/172	W7/172	BEDROOM													



SUNLIGHT Analysis

O2 Centre, Finchley, Camben, London

2024 Proposed vs 2022 Proposed Scheme 06-01-25 Phase 1 and Consented Phase 2,3

APSH

Room	Window	Room Use	Room Existing		Room Proposed		Winter %Loss	Annual %Loss	Room Proposed		Winter %Loss	Annual %Loss	2024 Proposed vs 2022 Proposed		
			Winter APSH	Annual APSH	Winter APSH	Annual APSH			Winter APSH	Annual APSH			Winter APSH	Annual APSH	
R3/172	W8/172	BEDROOM													
R3/172	W9/172	BEDROOM	28	79	22	73	21.4	7.6	22	73	18.5	6.4	0	0	
6 ROSEMONT ROAD															
R1/181	W1/181	KITCHEN													
R1/181	W2/181	KITCHEN													
R1/181	W3/181	KITCHEN													
R1/181	W4/181	KITCHEN	23	71	17	65	26.1	8.5	17	65	22.7	7.1	0	0	
4 ROSEMONT ROAD															
R1/191	W1/191														
R1/191	W2/191														
R1/191	W6/191		23	85	18	80	21.7	5.9	18	80	21.7	5.9	0	0	
R2/191	W3/191														
R2/191	W4/191														
R2/191	W5/191		26	87	20	81	23.1	6.9	20	81	23.1	6.9	0	0	
2 ROSEMONT ROAD															
R1/200	W1/200		22	57	14	49	36.4	14.0	14	49	36.4	14.0	0	0	
R1/201	W1/201														
R1/201	W2/201		25	71	19	65	24.0	8.5	19	65	24.0	8.5	0	0	
R1/205	W1/205		23	53	15	45	34.8	15.1	15	45	34.8	15.1	0	0	



SUNLIGHT Analysis

O2 Centre, Finchley, Camben, London

2024 Proposed vs 2022 Proposed Scheme 06-01-25 Phase 1 and Consented Phase 2,3

APSH

Room	Window	Room Use	Room Existing		Room Proposed		Winter %Loss	Annual %Loss	Room Proposed		Winter %Loss	Annual %Loss	2024 Proposed vs 2022 Proposed		
			Winter APSH	Annual APSH	Winter APSH	Annual APSH			Winter APSH	Annual APSH			Winter APSH	Annual APSH	
R1/206	W1/206														
R1/206	W2/206														
R1/206	W3/206		24	68	17	61	29.2	10.3	17	61	29.2	10.3	0	0	
6-8 Froggnal Parade, 1-6 Warwick House															
R1/1001	W1/1001														
R1/1001	W2/1001		23	64	15	56	34.8	12.5	15	56	28.6	8.2	0	0	
R2/1001	W3/1001														
R2/1001	W4/1001		21	62	14	55	33.3	11.3	14	55	30.0	8.3	0	0	
R1/1002	W1/1002														
R1/1002	W2/1002		23	64	15	56	34.8	12.5	15	56	28.6	9.7	0	0	
R2/1002	W3/1002														
R2/1002	W4/1002		22	63	14	55	36.4	12.7	14	55	33.3	11.3	0	0	
R1/1003	W1/1003														
R1/1003	W2/1003		23	64	17	58	26.1	9.4	18	59	18.2	6.3	-1	-1	
R2/1003	W3/1003														
R2/1003	W4/1003		23	64	15	56	34.8	12.5	16	57	27.3	9.5	-1	-1	
1-5 Froggnal Parade, 1-4 Midland Court															
R1/1011	W1/1011														
R1/1011	W2/1011		19	59	11	50	42.1	15.3	11	50	42.1	12.3	0	0	



SUNLIGHT Analysis

O2 Centre, Finchley, Camben, London

2024 Proposed vs 2022 Proposed Scheme 06-01-25 Phase 1 and Consented Phase 2,3

APSH

Room	Window	Room Use	Room Existing		Room Proposed		Winter %Loss	Annual %Loss	Room Proposed		Winter %Loss	Annual %Loss	2024 Proposed vs 2022 Proposed		
			Winter APSH	Annual APSH	Winter APSH	Annual APSH			Winter APSH	Annual APSH			Winter APSH	Annual APSH	
R2/1011	W3/1011														
R2/1011	W4/1011		20	60	10	49	50.0	18.3	10	49	50.0	14.0	0	0	
R3/1011	W5/1011														
R3/1011	W6/1011		20	61	10	50	50.0	18.0	10	50	50.0	13.8	0	0	
R4/1011	W7/1011														
R4/1011	W8/1011		20	71	11	59	45.0	16.9	11	59	45.0	14.5	0	0	
R1/1012	W1/1012														
R1/1012	W2/1012		21	62	13	54	38.1	12.9	13	54	38.1	10.0	0	0	
R2/1012	W3/1012														
R2/1012	W4/1012		21	62	12	52	42.9	16.1	12	52	42.9	13.3	0	0	
R3/1012	W5/1012														
R3/1012	W6/1012		21	62	12	52	42.9	16.1	12	52	42.9	16.1	0	0	
R4/1012	W7/1012														
R4/1012	W8/1012		21	76	12	64	42.9	15.8	12	64	42.9	14.7	0	0	
Holiday Inn, 152-156 Finchley Road															
R1/1021	W1/1021	BEDROOM	14	50	6	39	57.1	22.0	6	39	57.1	20.4	0	0	
R2/1021	W2/1021	BEDROOM	17	58	10	47	41.2	19.0	10	47	41.2	17.5	0	0	
R3/1021	W3/1021	BEDROOM	13	49	6	37	53.8	24.5	6	37	53.8	22.9	0	0	



SUNLIGHT Analysis

O2 Centre, Finchley, Camben, London

2024 Proposed vs 2022 Proposed Scheme 06-01-25 Phase 1 and Consented Phase 2,3

APSH

Room	Window	Room Use	Room Existing		Room Proposed		Winter %Loss	Annual %Loss	Room Proposed		Winter %Loss	Annual %Loss	2024 Proposed vs 2022 Proposed	
			Winter APSH	Annual APSH	Winter APSH	Annual APSH			Winter APSH	Annual APSH			Winter APSH	Annual APSH
R4/1021	W4/1021	BEDROOM	17	58	11	47	35.3	19.0	11	47	35.3	17.5	0	0
R5/1021	W5/1021	BEDROOM	13	49	7	38	46.2	22.4	7	38	46.2	20.8	0	0
R6/1021	W6/1021	BEDROOM	17	58	11	42	35.3	27.6	11	42	35.3	26.3	0	0
R7/1021	W7/1021	BEDROOM	12	48	7	31	41.7	35.4	7	31	41.7	35.4	0	0
R1/1022	W1/1022	BEDROOM	14	50	6	39	57.1	22.0	6	39	57.1	20.4	0	0
R2/1022	W2/1022	BEDROOM	19	60	10	47	47.4	21.7	10	47	47.4	20.3	0	0
R3/1022	W3/1022	BEDROOM	15	51	6	37	60.0	27.5	6	37	60.0	26.0	0	0
R4/1022	W4/1022	BEDROOM	19	60	11	47	42.1	21.7	11	47	42.1	20.3	0	0
R5/1022	W5/1022	BEDROOM	15	51	7	38	53.3	25.5	7	38	53.3	24.0	0	0
R6/1022	W6/1022	BEDROOM	19	60	11	45	42.1	25.0	11	45	42.1	25.0	0	0
R7/1022	W7/1022	BEDROOM	14	50	7	34	50.0	32.0	7	34	50.0	32.0	0	0
R1/1023	W1/1023	BEDROOM	16	51	8	40	50.0	21.6	8	40	50.0	20.0	0	0
R2/1023	W2/1023	BEDROOM	19	55	11	43	42.1	21.8	11	43	42.1	21.8	0	0
R3/1023	W3/1023	BEDROOM	16	51	8	38	50.0	25.5	8	38	50.0	25.5	0	0
R4/1023	W4/1023	BEDROOM	19	55	12	43	36.8	21.8	12	43	36.8	21.8	0	0



SUNLIGHT Analysis

O2 Centre, Finchley, Camben, London

2024 Proposed vs 2022 Proposed Scheme 06-01-25 Phase 1 and Consented Phase 2,3

APSH

Room	Window	Room Use	Room Existing		Room Proposed		Winter %Loss	Annual %Loss	Room Proposed		Winter %Loss	Annual %Loss	2024 Proposed vs 2022 Proposed	
			Winter APSH	Annual APSH	Winter APSH	Annual APSH			Winter APSH	Annual APSH			Winter APSH	Annual APSH
R5/1023	W5/1023	BEDROOM	16	51	9	40	43.8	21.6	9	40	43.8	21.6	0	0
R6/1023	W6/1023	BEDROOM	19	55	12	43	36.8	21.8	12	43	36.8	21.8	0	0
R7/1023	W7/1023	BEDROOM	16	51	9	37	43.8	27.5	9	37	43.8	27.5	0	0
R1/1024	W1/1024	BEDROOM	23	65	14	54	39.1	16.9	14	54	39.1	16.9	0	0
R2/1024	W2/1024	BEDROOM	23	65	14	53	39.1	18.5	14	53	39.1	18.5	0	0
R3/1024	W3/1024	BEDROOM	23	65	14	53	39.1	18.5	14	53	39.1	18.5	0	0
R4/1024	W4/1024	BEDROOM	24	66	15	54	37.5	18.2	15	54	37.5	18.2	0	0
R5/1024	W5/1024	BEDROOM	24	66	15	54	37.5	18.2	15	54	37.5	18.2	0	0
R6/1024	W6/1024	BEDROOM	24	66	15	53	37.5	19.7	15	53	37.5	19.7	0	0
R7/1024	W7/1024	BEDROOM	24	66	15	51	37.5	22.7	15	51	37.5	22.7	0	0
R1/1025	W1/1025	BEDROOM	23	64	16	55	30.4	14.1	16	55	30.4	14.1	0	0
R2/1025	W2/1025	BEDROOM	24	65	16	54	33.3	16.9	16	54	33.3	16.9	0	0
R3/1025	W3/1025	BEDROOM	24	65	16	54	33.3	16.9	16	54	33.3	16.9	0	0
R4/1025	W4/1025	BEDROOM	24	65	16	54	33.3	16.9	16	54	33.3	16.9	0	0



SUNLIGHT Analysis

O2 Centre, Finchley, Camben, London

2024 Proposed vs 2022 Proposed Scheme 06-01-25 Phase 1 and Consented Phase 2,3

APSH

Room	Window	Room Use	Room Existing		Room Proposed		Winter %Loss	Annual %Loss	Room Proposed		Winter %Loss	Annual %Loss	2024 Proposed vs 2022 Proposed	
			Winter APSH	Annual APSH	Winter APSH	Annual APSH			Winter APSH	Annual APSH			Winter APSH	Annual APSH
R5/1025	W5/1025	BEDROOM	24	65	16	55	33.3	15.4	16	55	33.3	15.4	0	0
R6/1025	W6/1025	BEDROOM	24	65	16	55	33.3	15.4	16	55	33.3	15.4	0	0
R7/1025	W7/1025	BEDROOM	24	65	16	53	33.3	18.5	16	53	33.3	18.5	0	0
R1/1026	W1/1026	BEDROOM	20	58	16	53	20.0	8.6	16	53	20.0	8.6	0	0
R2/1026	W2/1026	BEDROOM	21	59	16	53	23.8	10.2	16	53	23.8	10.2	0	0
R3/1026	W3/1026	BEDROOM	21	59	16	53	23.8	10.2	16	53	23.8	10.2	0	0
R5/1026	W4/1026	BEDROOM	21	59	16	53	23.8	10.2	16	53	23.8	10.2	0	0
R6/1026	W5/1026	BEDROOM	21	59	16	52	23.8	11.9	16	52	23.8	11.9	0	0
R7/1026	W6/1026	BEDROOM	22	60	17	52	22.7	13.3	17	52	22.7	13.3	0	0
150 Finchley Road														
R1/1041	W1/1041													
R1/1041	W2/1041													
R1/1041	W3/1041		20	62	15	48	25.0	22.6	15	48	25.0	22.6	0	0
R1/1042	W1/1042													
R1/1042	W2/1042													
R1/1042	W3/1042		22	65	16	50	27.3	23.1	16	50	27.3	23.1	0	0
R1/1043	W1/1043													



SUNLIGHT Analysis

O2 Centre, Finchley, Camben, London

2024 Proposed vs 2022 Proposed Scheme 06-01-25 Phase 1 and Consented Phase 2,3

APSH

Room	Window	Room Use	Room Existing		Room Proposed		Winter %Loss	Annual %Loss	Room Proposed		Winter %Loss	Annual %Loss	2024 Proposed vs 2022 Proposed		
			Winter APSH	Annual APSH	Winter APSH	Annual APSH			Winter APSH	Annual APSH			Winter APSH	Annual APSH	
			R1/1043	W2/1043		24			66	17			54	29.2	18.2
R2/1043	W3/1043		23	62	15	50	34.8	19.4	15	50	34.8	19.4	0	0	
R1/1044	W1/1044		24	66	17	56	29.2	15.2	17	56	29.2	15.2	0	0	
R2/1044	W2/1044		27	88	22	82	18.5	6.8	22	82	18.5	6.8	0	0	
R2/1044	W3/1044														
R1/1046	W1/1046		21	63	16	48	23.8	23.8	16	48	23.8	23.8	0	0	
R1/1047	W1/1047		22	64	16	50	27.3	21.9	16	50	27.3	21.9	0	0	
148 Finchley Road															
R1/1051	W1/1051		20	61	15	46	25.0	24.6	15	46	25.0	24.6	0	0	
R1/1052	W1/1052		21	63	17	49	19.0	22.2	17	49	19.0	22.2	0	0	
R1/1052	W2/1052														
R1/1053	W1/1053		23	65	17	54	26.1	16.9	17	54	26.1	16.9	0	0	
R1/1053	W2/1053														
R2/1053	W3/1053		22	61	16	50	27.3	18.0	16	50	27.3	18.0	0	0	
R1/1054	W1/1054		23	64	17	54	26.1	15.6	17	54	26.1	15.6	0	0	
R1/1054	W2/1054														
R2/1054	W3/1054														



SUNLIGHT Analysis

O2 Centre, Finchley, Camben, London

2024 Proposed vs 2022 Proposed Scheme 06-01-25 Phase 1 and Consented Phase 2,3

APSH

Room	Window	Room Use	Room Existing		Room Proposed		Winter %Loss	Annual %Loss	Room Proposed		Winter %Loss	Annual %Loss	2024 Proposed vs 2022 Proposed	
			Winter APSH	Annual APSH	Winter APSH	Annual APSH			Winter APSH	Annual APSH			Winter APSH	Annual APSH
			R2/1054	W4/1054		27			90	22			83	18.5
R1/1056	W1/1056		21	62	17	48	19.0	22.6	17	48	19.0	22.6	0	0
R1/1057	W1/1057		22	64	17	50	22.7	21.9	17	50	22.7	21.9	0	0
146 Finchley Road														
R1/1061	W1/1061		20	61	16	47	20.0	23.0	16	47	20.0	23.0	0	0
R1/1062	W1/1062		22	64	17	49	22.7	23.4	17	49	22.7	23.4	0	0
R1/1062	W2/1062													
R1/1063	W1/1063		23	65	17	54	26.1	16.9	17	54	26.1	16.9	0	0
R1/1063	W2/1063													
R2/1063	W3/1063		22	61	16	50	27.3	18.0	16	50	27.3	18.0	0	0
R1/1064	W1/1064		23	64	17	54	26.1	15.6	17	54	26.1	15.6	0	0
R1/1064	W2/1064													
R2/1064	W3/1064		28	91	23	83	17.9	8.8	23	83	17.9	8.8	0	0
R2/1064	W4/1064													
R1/1066	W1/1066		21	62	16	47	23.8	24.2	16	47	23.8	24.2	0	0
R1/1067	W1/1067		22	64	17	50	22.7	21.9	17	50	22.7	21.9	0	0
144 Finchley Road														



SUNLIGHT Analysis

O2 Centre, Finchley, Camben, London

2024 Proposed vs 2022 Proposed Scheme 06-01-25 Phase 1 and Consented Phase 2,3

APSH

Room	Window	Room Use	Room Existing		Room Proposed		Winter %Loss	Annual %Loss	Room Proposed		Winter %Loss	Annual %Loss	2024 Proposed vs 2022 Proposed		
			Winter APSH	Annual APSH	Winter APSH	Annual APSH			Winter APSH	Annual APSH			Winter APSH	Annual APSH	
R1/1071	W1/1071		19	60	15	46	21.1	23.3	15	46	21.1	23.3	0	0	
R1/1072	W1/1072														
R1/1072	W2/1072		22	64	17	49	22.7	23.4	17	49	22.7	23.4	0	0	
R1/1073	W1/1073														
R1/1073	W2/1073		23	65	17	53	26.1	18.5	17	53	26.1	18.5	0	0	
R2/1073	W3/1073		22	62	16	49	27.3	21.0	16	49	27.3	21.0	0	0	
R1/1074	W1/1074														
R1/1074	W2/1074		23	64	18	54	21.7	15.6	18	54	21.7	15.6	0	0	
R2/1074	W3/1074														
R2/1074	W4/1074		27	88	23	81	14.8	8.0	23	81	14.8	8.0	0	0	
R1/1076	W1/1076		19	59	16	45	15.8	23.7	16	45	15.8	23.7	0	0	
R1/1077	W1/1077		22	64	17	49	22.7	23.4	17	49	22.7	23.4	0	0	
142 Finchley Road															
R1/1081	W1/1081		18	57	15	44	16.7	22.8	15	44	16.7	22.8	0	0	
R1/1082	W1/1082														
R1/1082	W2/1082														
R1/1082	W3/1082		22	63	19	49	13.6	22.2	19	49	13.6	22.2	0	0	



SUNLIGHT Analysis

O2 Centre, Finchley, Camben, London

2024 Proposed vs 2022 Proposed Scheme 06-01-25 Phase 1 and Consented Phase 2,3

APSH

Room	Window	Room Use	Room Existing		Room Proposed		Winter %Loss	Annual %Loss	Room Proposed		Winter %Loss	Annual %Loss	2024 Proposed vs 2022 Proposed		
			Winter APSH	Annual APSH	Winter APSH	Annual APSH			Winter APSH	Annual APSH			Winter APSH	Annual APSH	
R1/1083	W1/1083														
R1/1083	W2/1083		22	63	17	51	22.7	19.0	17	51	22.7	19.0	0	0	
R2/1083	W3/1083		18	55	16	46	11.1	16.4	16	46	11.1	16.4	0	0	
R1/1084	W1/1084		23	65	20	55	13.0	15.4	20	55	13.0	15.4	0	0	
R2/1084	W2/1084														
R2/1084	W3/1084		20	76	17	70	15.0	7.9	17	70	15.0	7.9	0	0	
R1/1086	W1/1086		15	51	15	40	0.0	21.6	15	40	0.0	21.6	0	0	
R1/1087	W1/1087		18	56	16	44	11.1	21.4	16	44	11.1	21.4	0	0	
140 Finchley Road															
R1/1091	W1/1091														
R1/1091	W2/1091														
R1/1091	W3/1091		19	59	19	50	0.0	15.3	19	50	0.0	15.3	0	0	
R1/1092	W1/1092														
R1/1092	W2/1092														
R1/1092	W3/1092		22	65	20	53	9.1	18.5	20	53	9.1	18.5	0	0	
R1/1093	W1/1093														
R1/1093	W2/1093		22	63	19	53	13.6	15.9	19	53	13.6	15.9	0	0	
R2/1093	W3/1093		19	57	16	47	15.8	17.5	16	47	15.8	17.5	0	0	



SUNLIGHT Analysis

O2 Centre, Finchley, Camben, London

2024 Proposed vs 2022 Proposed Scheme 06-01-25 Phase 1 and Consented Phase 2,3

APSH

Room	Window	Room Use	Room Existing		Room Proposed		Winter %Loss	Annual %Loss	Room Proposed		Winter %Loss	Annual %Loss	2024 Proposed vs 2022 Proposed		
			Winter APSH	Annual APSH	Winter APSH	Annual APSH			Winter APSH	Annual APSH			Winter APSH	Annual APSH	
			R1/1094	W1/1094		23			64	20			55	13.0	14.1
R2/1094	W2/1094		18	56	15	49	16.7	12.5	15	49	16.7	12.5	0	0	
R1/1096	W1/1096		17	57	16	46	5.9	19.3	16	46	5.9	19.3	0	0	
R1/1097	W1/1097		20	61	18	50	10.0	18.0	18	50	10.0	18.0	0	0	
138 Finchley Road															
R3/1101	W4/1101														
R3/1101	W5/1101														
R3/1101	W6/1101		19	59	17	50	10.5	15.3	17	50	10.5	15.3	0	0	
R3/1102	W1/1102														
R3/1102	W2/1102														
R3/1102	W3/1102		22	65	20	55	9.1	15.4	20	55	9.1	15.4	0	0	
R1/1103	W1/1103		19	55	16	45	15.8	18.2	16	45	15.8	18.2	0	0	
R3/1103	W2/1103														
R3/1103	W3/1103		22	63	20	54	9.1	14.3	20	54	9.1	14.3	0	0	
R1/1104	W1/1104														
R1/1104	W3/1104		26	95	23	86	11.5	9.5	23	86	11.5	9.5	0	0	
R2/1104	W2/1104		24	65	22	57	8.3	12.3	22	57	8.3	12.3	0	0	
R1/1106	W1/1106		14	49	13	38	7.1	22.4	13	38	7.1	22.4	0	0	



SUNLIGHT Analysis

O2 Centre, Finchley, Camben, London

2024 Proposed vs 2022 Proposed Scheme 06-01-25 Phase 1 and Consented Phase 2,3

APSH

Room	Window	Room Use	Room Existing		Room Proposed		Winter %Loss	Annual %Loss	Room Proposed		Winter %Loss	Annual %Loss	2024 Proposed vs 2022 Proposed		
			Winter APSH	Annual APSH	Winter APSH	Annual APSH			Winter APSH	Annual APSH			Winter APSH	Annual APSH	
			R1/1107	W1/1107		16			53	14			42	12.5	20.8
136 Finchley Road															
R3/1111	W4/1111														
R3/1111	W5/1111		19	58	16	50	15.8	13.8	16	50	15.8	13.8	0	0	
R3/1112	W1/1112														
R3/1112	W2/1112														
R3/1112	W3/1112		22	64	20	55	9.1	14.1	20	55	9.1	14.1	0	0	
R1/1113	W1/1113		19	55	17	47	10.5	14.5	17	47	10.5	14.5	0	0	
R3/1113	W2/1113														
R3/1113	W3/1113		22	62	21	55	4.5	11.3	21	55	4.5	11.3	0	0	
R1/1114	W1/1114														
R1/1114	W4/1114		29	96	27	91	6.9	5.2	27	91	6.9	5.2	0	0	
R2/1114	W2/1114														
R2/1114	W3/1114		23	64	21	57	8.7	10.9	21	57	8.7	10.9	0	0	
R1/1116	W1/1116		16	51	14	42	12.5	17.6	14	42	12.5	17.6	0	0	
R1/1117	W1/1117		18	55	16	46	11.1	16.4	16	46	11.1	16.4	0	0	
134 Finchley Road															



SUNLIGHT Analysis

O2 Centre, Finchley, Camben, London

2024 Proposed vs 2022 Proposed Scheme 06-01-25 Phase 1 and Consented Phase 2,3

APSH

Room	Window	Room Use	Room Existing		Room Proposed		Winter %Loss	Annual %Loss	Room Proposed		Winter %Loss	Annual %Loss	2024 Proposed vs 2022 Proposed	
			Winter APSH	Annual APSH	Winter APSH	Annual APSH			Winter APSH	Annual APSH			Winter APSH	Annual APSH
R3/1121	W4/1121	LKD	19	57	18	51	5.3	10.5	18	51	5.3	10.5	0	0
R1/1122	W1/1122	LKD												
R1/1122	W2/1122	LKD	21	62	20	56	4.8	9.7	20	56	4.8	9.7	0	0
R1/1123	W1/1123	BEDROOM	20	56	18	49	10.0	12.5	18	49	10.0	12.5	0	0
R2/1123	W2/1123	BEDROOM												
R2/1123	W3/1123	BEDROOM	23	63	21	56	8.7	11.1	21	56	8.7	11.1	0	0
R1/1124	W1/1124	BEDROOM	20	55	18	52	10.0	5.5	18	52	10.0	5.5	0	0
R2/1124	W2/1124	BEDROOM												
R2/1124	W3/1124	BEDROOM	23	64	21	58	8.7	9.4	21	58	8.7	9.4	0	0
R1/1126	W1/1126	BEDROOM	16	52	16	46	0.0	11.5	16	46	0.0	11.5	0	0
R1/1127	W1/1127	BEDROOM	18	55	16	47	11.1	14.5	16	47	11.1	14.5	0	0
132 Finchley Road														
R3/1131	W4/1131	LD												
R3/1131	W5/1131	LD												
R3/1131	W6/1131	LD	19	63	18	58	5.3	7.9	18	58	5.3	7.9	0	0
R5/1131	W8/1131	BEDROOM	19	68	19	68	0.0	0.0	19	68	0.0	0.0	0	0
R1/1132	W1/1132	LD												
R1/1132	W2/1132	LD												



SUNLIGHT Analysis

O2 Centre, Finchley, Camben, London

2024 Proposed vs 2022 Proposed Scheme 06-01-25 Phase 1 and Consented Phase 2,3

APSH

Room	Window	Room Use	Room Existing		Room Proposed		Winter %Loss	Annual %Loss	Room Proposed		Winter %Loss	Annual %Loss	2024 Proposed vs 2022 Proposed	
			Winter APSH	Annual APSH	Winter APSH	Annual APSH			Winter APSH	Annual APSH			Winter APSH	Annual APSH
			R1/1132	W3/1132	LD	23			69	21			63	8.7
R2/1132	W4/1132	BEDROOM	22	71	22	71	0.0	0.0	22	71	0.0	0.0	0	0
R2/1133	W2/1133	BEDROOM	23	64	20	56	13.0	12.5	20	56	13.0	12.5	0	0
R2/1133	W3/1133	BEDROOM	26	76	26	76	0.0	0.0	26	76	0.0	0.0	0	0
R2/1134	W2/1134	BEDROOM	23	63	22	58	4.3	7.9	22	58	4.3	7.9	0	0
R1/1136	W1/1136	BEDROOM	14	50	13	44	7.1	12.0	13	44	7.1	12.0	0	0
R1/1137	W1/1137	KITCHEN	16	53	15	46	6.3	13.2	15	46	6.3	13.2	0	0
19 CANFIELD PLACE														
R2/571	W5/571	LIVINGROOM	0	26	0	26	-	0.0	0	26	-	0.0	0	0
R2/571	W6/571	LIVINGROOM	10	47	10	47	0.0	0.0	10	47	0.0	0.0	0	0
R2/571	W7/571	LIVINGROOM	0	26	0	26	-	0.0	0	26	-	0.0	0	0
R2/572	W3/572	LIVINGROOM	0	7	0	6	-	14.3	0	6	-	14.3	0	0
21 CANFIELD PLACE														
R1/581	W1/581		0	7	0	6	-	14.3	0	6	-	14.3	0	0
23 CANFIELD PLACE														



SUNLIGHT Analysis

O2 Centre, Finchley, Camben, London

2024 Proposed vs 2022 Proposed Scheme 06-01-25 Phase 1 and Consented Phase 2,3

APSH

Room	Window	Room Use	Room Existing		Room Proposed		Winter %Loss	Annual %Loss	Room Proposed		Winter %Loss	Annual %Loss	2024 Proposed vs 2022 Proposed	
			Winter APSH	Annual APSH	Winter APSH	Annual APSH			Winter APSH	Annual APSH			Winter APSH	Annual APSH
			R1/590	W1/590		0			0	0			0	-
R2/591	W2/591													
R2/591	W3/591													
R2/591	W4/591		0	13	0	13	-	0.0	0	13	-	0.0	0	0
R2/592	W2/592		6	40	6	40	0.0	0.0	6	40	0.0	0.0	0	0
R3/592	W3/592		22	86	22	86	0.0	0.0	22	86	0.0	0.0	0	0
27 CANFIELD PLACE														
R2/611	W5/611	STUDY												
R2/611	W6/611	STUDY												
R2/611	W7/611	STUDY												
R2/611	W8/611	STUDY												
R2/611	W9/611	STUDY	0	24	0	24	-	0.0	0	24	-	0.0	0	0
R3/612	W3/612	BEDROOM	7	43	7	43	0.0	0.0	7	43	0.0	0.0	0	0
140 Broadhurst Gardens														
R2/1609	W2/1609	LKD												
R2/1609	W3/1609	LKD												
R2/1609	W4/1609	LKD	0	12	0	10	-	16.7	0	10	-	16.7	0	0
R2/1610	W2/1610	ASSUMED												
R2/1610	W3/1610	ASSUMED	0	14	0	12	-	14.3	0	12	-	14.3	0	0



SUNLIGHT Analysis

O2 Centre, Finchley, Camben, London

2024 Proposed vs 2022 Proposed Scheme 06-01-25 Phase 1 and Consented Phase 2,3

APSH

Room	Window	Room Use	Room Existing		Room Proposed		Winter %Loss	Annual %Loss	Room Proposed		Winter %Loss	Annual %Loss	2024 Proposed vs 2022 Proposed	
			Winter APSH	Annual APSH	Winter APSH	Annual APSH			Winter APSH	Annual APSH			Winter APSH	Annual APSH
142 Broadhurst Gardens														
R3/1609	W5/1609	LKD												
R3/1609	W6/1609	LKD												
R3/1609	W7/1609	LKD	0	11	0	9	-	18.2	0	9	-	18.2	0	0
144 Broadhurst Gardens														
R1/1279	W1/1279	LKD												
R1/1279	W2/1279	LKD												
R1/1279	W3/1279	LKD	0	10	0	9	-	10.0	0	9	-	10.0	0	0
146 Broadhurst Gardens														
R2/1261	W2/1261	SUN_ROOM												
R2/1261	W3/1261	SUN_ROOM												
R2/1261	W4/1261	SUN_ROOM												
R2/1261	W5/1261	SUN_ROOM												
R2/1261	W6/1261	SUN_ROOM												
R2/1261	W7/1261	SUN_ROOM	0	24	0	22	-	8.3	0	22	-	8.3	0	0
R2/1262	W1/1262	KD												
R2/1262	W2/1262	KD												
R2/1262	W3/1262	KD												
R2/1262	W4/1262	KD												
R2/1262	W5/1262	KD												
R2/1262	W6/1262	KD												
R2/1262	W7/1262	KD	2	53	2	52	0.0	1.9	2	52	0.0	1.9	0	0



SUNLIGHT Analysis

O2 Centre, Finchley, Camben, London

2024 Proposed vs 2022 Proposed Scheme 06-01-25 Phase 1 and Consented Phase 2,3

APSH

Room	Window	Room Use	Room Existing		Room Proposed		Winter %Loss	Annual %Loss	Room Proposed		Winter %Loss	Annual %Loss	2024 Proposed vs 2022 Proposed	
			Winter APSH	Annual APSH	Winter APSH	Annual APSH			Winter APSH	Annual APSH			Winter APSH	Annual APSH
154 Broadhurst Gardens														
R2/1340	W2/1340	KITCHEN	0	6	0	5	-	16.7	0	5	-	16.7	0	0
R4/1340	W4/1340	BATHROOM	0	22	0	21	-	4.5	0	21	-	4.5	0	0
170 Broadhurst Gardens														
R3/1381	W4/1381	KITCHEN?												
R3/1381	W5/1381	KITCHEN?	4	27	4	25	0.0	7.4	4	25	0.0	7.4	0	0
R2/1382	W1/1382	ASSUMED												
R2/1382	W2/1382	ASSUMED	7	41	7	40	0.0	2.4	7	40	0.0	2.4	0	0
174 Broadhurst Gardens														
R2/1401	W2/1401	ASSUMED_KITCHEN												
R2/1401	W3/1401	ASSUMED_KITCHEN	5	29	5	27	0.0	6.9	5	27	0.0	6.9	0	0
R3/1402	W3/1402	ASSUMED												
R3/1402	W4/1402	ASSUMED	9	41	9	40	0.0	2.4	9	40	0.0	2.4	0	0
186 Broadhurst Gardens														
R1/1484	W1/1484	ASSSUMED												
R1/1484	W2/1484	ASSSUMED												
R1/1484	W3/1484	ASSSUMED												
R1/1484	W4/1484	ASSSUMED												
R1/1484	W5/1484	ASSSUMED	5	65	5	65	0.0	0.0	5	65	0.0	0.0	0	0

**Appendix 6.7.30: Tabular Comparison Proposed vs Cumulative – VSC
Tabular Analysis Results (additional VSC effects)**



DAYLIGHT Analysis
 O2 Centre, Finchley, Camden, London
 Proposed Scheme vs Proposed Scheme (Cumulative) 06-01-25 Phase 1 and Consented Phase 2,3

DAYLIGHT

Room	Room Use	Window	Existing VSC	2024 Proposed Development			2024 Proposed Development (Cumulative)			Additional VSC Effects	
				Proposed VSC	Loss	%Loss	Proposed VSC	Loss	%Loss	2024 Proposed VSC vs 2024 Proposed Cumulative VSC	2024 Proposed VSC vs 2024 Proposed Cumulative VSC (% Loss)
Hardy Building											
R1/1151	BEDROOM	W1/1151	37.47	37.40	0.07	0.19	37.40	0.07	0.19	0.00	0.00
R1/1152	BEDROOM	W1/1152	38.41	38.36	0.05	0.13	38.36	0.05	0.13	0.00	0.00
R2/1152	LKD	W2/1152	37.22	37.17	0.05	0.13	37.17	0.05	0.13	0.00	0.00
R2/1152	LKD	W3/1152	21.07	21.00	0.07	0.33	21.00	0.07	0.33	0.00	0.00
R2/1152	LKD	W4/1152	21.12	20.69	0.43	2.04	20.68	0.44	2.08	0.01	-0.05
R3/1152	BEDROOM	W5/1152	36.32	35.92	0.40	1.10	35.92	0.40	1.10	0.00	0.00
R4/1152	BEDROOM	W6/1152	37.70	37.36	0.34	0.90	37.36	0.34	0.90	0.00	0.00
R5/1152	BEDROOM	W7/1152	37.62	37.34	0.28	0.74	37.34	0.28	0.74	0.00	0.00
R6/1152	BEDROOM	W8/1152	35.75	35.50	0.25	0.70	35.50	0.25	0.70	0.00	0.00
R7/1152	LKD	W9/1152	22.29	22.02	0.27	1.21	22.02	0.27	1.21	0.00	0.00
R7/1152	LKD	W10/1152	39.00	38.99	0.01	0.03	38.99	0.01	0.03	0.00	0.00
R7/1152	LKD	W11/1152	39.00	39.00	0.00	0.00	39.00	0.00	0.00	0.00	0.00
R1/1153	BEDROOM	W1/1153	39.15	39.14	0.01	0.03	39.14	0.01	0.03	0.00	0.00
R2/1153	LKD	W2/1153	39.15	39.14	0.01	0.03	39.14	0.01	0.03	0.00	0.00
R2/1153	LKD	W3/1153	39.14	39.12	0.02	0.05	39.12	0.02	0.05	0.00	0.00
R2/1153	LKD	W4/1153	38.99	38.55	0.44	1.13	38.55	0.44	1.13	0.00	0.00
R3/1153	BEDROOM	W5/1153	39.00	38.58	0.42	1.08	38.58	0.42	1.08	0.00	0.00
R4/1153	BEDROOM	W6/1153	38.98	38.58	0.40	1.03	38.58	0.40	1.03	0.00	0.00
R5/1153	BEDROOM	W7/1153	38.96	38.61	0.35	0.90	38.61	0.35	0.90	0.00	0.00
R6/1153	BEDROOM	W8/1153	38.98	38.64	0.34	0.87	38.64	0.34	0.87	0.00	0.00
R7/1153	LKD	W9/1153	38.94	38.61	0.33	0.85	38.61	0.33	0.85	0.00	0.00
R7/1153	LKD	W10/1153	39.33	39.32	0.01	0.03	39.32	0.01	0.03	0.00	0.00
R7/1153	LKD	W11/1153	39.33	39.33	0.00	0.00	39.33	0.00	0.00	0.00	0.00
R1/1154	LKD	W1/1154	30.17	30.17	0.00	0.00	30.17	0.00	0.00	0.00	0.00
R1/1154	LKD	W2/1154	31.05	31.04	0.01	0.03	31.04	0.01	0.03	0.00	0.00
R1/1154	LKD	W3/1154	30.96	30.95	0.01	0.03	30.95	0.01	0.03	0.00	0.00
R1/1154	LKD	W4/1154	31.05	31.04	0.01	0.03	31.04	0.01	0.03	0.00	0.00
R1/1154	LKD	W5/1154	30.02	29.61	0.41	1.37	29.61	0.41	1.37	0.00	0.00
R1/1154	LKD	W6/1154	29.87	29.47	0.40	1.34	29.47	0.40	1.34	0.00	0.00
R2/1154	BEDROOM	W7/1154	29.95	29.55	0.40	1.34	29.55	0.40	1.34	0.00	0.00
124 West End Lane											
R1/1171		W1/1171	34.84	34.84	0.00	0.00	34.84	0.00	0.00	0.00	0.00
R1/1171		W2/1171	34.98	34.98	0.00	0.00	34.98	0.00	0.00	0.00	0.00
R1/1171		W3/1171	36.46	36.11	0.35	0.96	36.11	0.35	0.96	0.00	0.00
R1/1171		W4/1171	37.55	33.93	3.62	9.64	33.93	3.62	9.64	0.00	0.00
R2/1171		W5/1171	37.46	33.07	4.39	11.72	33.07	4.39	11.72	0.00	0.00
R2/1171		W6/1171	37.47	32.04	5.43	14.49	32.04	5.43	14.49	0.00	0.00
R1/1172		W1/1172	36.04	36.04	0.00	0.00	36.04	0.00	0.00	0.00	0.00
R1/1172		W2/1172	36.34	36.34	0.00	0.00	36.34	0.00	0.00	0.00	0.00
R1/1172		W3/1172	37.31	37.11	0.20	0.54	37.11	0.20	0.54	0.00	0.00
R1/1172		W4/1172	38.14	36.05	2.09	5.48	36.05	2.09	5.48	0.00	0.00
R1/1172		W5/1172	37.87	35.30	2.57	6.79	35.30	2.57	6.79	0.00	0.00
R2/1172		W6/1172	37.84	34.66	3.18	8.40	34.66	3.18	8.40	0.00	0.00
R1/1173		W1/1173	37.96	37.96	0.00	0.00	37.96	0.00	0.00	0.00	0.00
R1/1173		W2/1173	38.43	38.37	0.06	0.16	38.37	0.06	0.16	0.00	0.00
R1/1173		W3/1173	39.09	38.42	0.67	1.71	38.42	0.67	1.71	0.00	0.00
R2/1173		W4/1173	38.89	37.84	1.05	2.70	37.84	1.05	2.70	0.00	0.00
R2/1176		W2/1176	37.19	27.77	9.42	25.33	27.77	9.42	25.33	0.00	0.00
R2/1176		W3/1176	28.78	24.09	4.69	16.30	24.09	4.69	16.30	0.00	0.00
R2/1177		W2/1177	38.07	31.43	6.64	17.44	31.43	6.64	17.44	0.00	0.00
R2/1177		W3/1177	35.93	32.62	3.31	9.21	32.62	3.31	9.21	0.00	0.00
3 Blackburn Road											
R1/1180	LKD	W1/1180	33.16	18.64	14.52	43.79	18.64	14.52	43.79	0.00	0.00
R1/1180	LKD	W2/1180	28.12	14.94	13.18	46.87	14.94	13.18	46.87	0.00	0.00
R3/1180	STUDIO	W4/1180	12.70	6.03	6.67	52.52	6.03	6.67	52.52	0.00	0.00
R3/1180	STUDIO	W5/1180	34.83	17.22	17.61	50.56	17.22	17.61	50.56	0.00	0.00
R3/1180	STUDIO	W6/1180	28.40	13.78	14.62	51.48	13.78	14.62	51.48	0.00	0.00
R1/1181	LKD	W1/1181	36.13	23.26	12.87	35.62	23.26	12.87	35.62	0.00	0.00
R1/1181	LKD	W2/1181	36.47	22.96	13.51	37.04	22.96	13.51	37.04	0.00	0.00
R2/1181	BEDROOM	W3/1181	36.57	22.70	13.87	37.93	22.70	13.87	37.93	0.00	0.00
R2/1181	BEDROOM	W4/1181	36.58	22.44	14.14	38.66	22.44	14.14	38.66	0.00	0.00
R1/1182	LKD	W1/1182	36.79	27.43	9.36	25.44	27.43	9.36	25.44	0.00	0.00



DAYLIGHT Analysis
 O2 Centre, Finchley, Camden, London
 Proposed Scheme vs Proposed Scheme (Cumulative) 06-01-25 Phase 1 and Consented Phase 2,3

DAYLIGHT

Room	Room Use	Window	Existing VSC	Proposed VSC	Loss	%Loss	Proposed VSC	Loss	%Loss	2024 Proposed VSC vs 2024 Proposed Cumulative VSC	2024 Proposed VSC vs 2024 Proposed Cumulative VSC (% Loss)
R2/1182	LKD	W2/1182	36.92	26.93	9.99	27.06	26.93	9.99	27.06	0.00	0.00
5 Blackburn Road											
R1/1190		W1/1190	27.25	16.67	10.58	38.83	16.67	10.58	38.83	0.00	0.00
R1/1190		W2/1190	35.12	16.56	18.56	52.85	16.56	18.56	52.85	0.00	0.00
R1/1190		W3/1190	30.82	15.16	15.66	50.81	15.16	15.66	50.81	0.00	0.00
R1/1191		W1/1191	36.56	21.63	14.93	40.84	21.63	14.93	40.84	0.00	0.00
R1/1191		W2/1191	36.61	21.40	15.21	41.55	21.40	15.21	41.55	0.00	0.00
R1/1192		W1/1192	36.35	25.50	10.85	29.85	25.50	10.85	29.85	0.00	0.00
7 Blackburn Road											
R2/1200		W2/1200	29.36	17.42	11.94	40.67	17.42	11.94	40.67	0.00	0.00
R2/1200		W3/1200	35.42	16.02	19.40	54.77	16.02	19.40	54.77	0.00	0.00
R2/1200		W4/1200	29.75	13.98	15.77	53.01	13.98	15.77	53.01	0.00	0.00
R1/1201		W1/1201	36.67	21.13	15.54	42.38	21.13	15.54	42.38	0.00	0.00
R1/1201		W2/1201	36.70	20.87	15.83	43.13	20.87	15.83	43.13	0.00	0.00
R1/1202		W1/1202	36.74	25.56	11.18	30.43	25.56	11.18	30.43	0.00	0.00
9 Blackburn Road											
R1/1210		W1/1210	27.49	15.25	12.24	44.53	15.25	12.24	44.53	0.00	0.00
R1/1210		W2/1210	35.28	15.26	20.02	56.75	15.26	20.02	56.75	0.00	0.00
R1/1210		W3/1210	31.11	14.84	16.27	52.30	14.84	16.27	52.30	0.00	0.00
R1/1211		W1/1211	36.65	20.10	16.55	45.16	20.10	16.55	45.16	0.00	0.00
R1/1211		W2/1211	36.69	19.95	16.74	45.63	19.95	16.74	45.63	0.00	0.00
R1/1212		W1/1212	36.82	24.64	12.18	33.08	24.64	12.18	33.08	0.00	0.00
R1/1212		W2/1212	36.93	24.67	12.26	33.20	24.67	12.26	33.20	0.00	0.00
R1/1212		W3/1212	36.85	24.53	12.32	33.43	24.53	12.32	33.43	0.00	0.00
Asher House											
R2/1220	LD	W2/1220	31.37	8.84	22.53	71.82	8.84	22.53	71.82	0.00	0.00
R2/1220	LD	W3/1220	31.58	8.64	22.94	72.64	8.64	22.94	72.64	0.00	0.00
R2/1220	LD	W4/1220	31.72	8.47	23.25	73.30	8.47	23.25	73.30	0.00	0.00
R3/1220	BEDROOM	W5/1220	31.86	8.32	23.54	73.89	8.32	23.54	73.89	0.00	0.00
R3/1220	BEDROOM	W6/1220	31.96	8.19	23.77	74.37	8.19	23.77	74.37	0.00	0.00
R3/1220	BEDROOM	W7/1220	32.04	8.09	23.95	74.75	8.09	23.95	74.75	0.00	0.00
R4/1220	BEDROOM	W8/1220	32.08	8.00	24.08	75.06	8.00	24.08	75.06	0.00	0.00
R4/1220	BEDROOM	W9/1220	32.10	7.90	24.20	75.39	7.90	24.20	75.39	0.00	0.00
R4/1220	BEDROOM	W10/1220	32.10	7.84	24.26	75.58	7.84	24.26	75.58	0.00	0.00
R5/1220	LD	W11/1220	32.07	7.79	24.28	75.71	7.79	24.28	75.71	0.00	0.00
R5/1220	LD	W12/1220	32.05	7.74	24.31	75.85	7.74	24.31	75.85	0.00	0.00
R5/1220	LD	W13/1220	31.99	7.70	24.29	75.93	7.70	24.29	75.93	0.00	0.00
R6/1220	LD	W14/1220	31.88	7.67	24.21	75.94	7.67	24.21	75.94	0.00	0.00
R6/1220	LD	W15/1220	31.77	7.63	24.14	75.98	7.63	24.14	75.98	0.00	0.00
R6/1220	LD	W16/1220	31.71	7.62	24.09	75.97	7.62	24.09	75.97	0.00	0.00
R7/1220	BEDROOM	W17/1220	31.65	7.61	24.04	75.96	7.61	24.04	75.96	0.00	0.00
R7/1220	BEDROOM	W18/1220	31.60	7.59	24.01	75.98	7.59	24.01	75.98	0.00	0.00
R7/1220	BEDROOM	W19/1220	31.54	7.58	23.96	75.97	7.58	23.96	75.97	0.00	0.00
R8/1220	BEDROOM	W20/1220	31.44	7.57	23.87	75.92	7.57	23.87	75.92	0.00	0.00
R8/1220	BEDROOM	W21/1220	31.28	7.54	23.74	75.90	7.54	23.74	75.90	0.00	0.00
R8/1220	BEDROOM	W22/1220	30.93	7.46	23.47	75.88	7.46	23.47	75.88	0.00	0.00
R9/1220	LD	W23/1220	30.04	7.26	22.78	75.83	7.26	22.78	75.83	0.00	0.00
R9/1220	LD	W24/1220	27.84	6.60	21.24	76.29	6.60	21.24	76.29	0.00	0.00
R9/1220	LD	W25/1220	23.28	4.85	18.43	79.17	4.85	18.43	79.17	0.00	0.00
R2/1221	STUDIO	W2/1221	30.63	6.34	24.29	79.30	6.34	24.29	79.30	0.00	0.00
R2/1221	STUDIO	W3/1221	30.59	6.01	24.58	80.35	6.01	24.58	80.35	0.00	0.00
R2/1221	STUDIO	W4/1221	30.60	5.73	24.87	81.27	5.73	24.87	81.27	0.00	0.00
R2/1221	STUDIO	W5/1221	30.63	5.50	25.13	82.04	5.50	25.13	82.04	0.00	0.00
R2/1221	STUDIO	W6/1221	30.65	5.30	25.35	82.71	5.30	25.35	82.71	0.00	0.00
R2/1221	STUDIO	W7/1221	30.66	5.16	25.50	83.17	5.16	25.50	83.17	0.00	0.00
R3/1221	STUDIO	W8/1221	30.67	5.02	25.65	83.63	5.02	25.65	83.63	0.00	0.00
R3/1221	STUDIO	W9/1221	30.69	4.88	25.81	84.10	4.88	25.81	84.10	0.00	0.00
R3/1221	STUDIO	W10/1221	30.69	4.78	25.91	84.42	4.78	25.91	84.42	0.00	0.00
R3/1221	STUDIO	W11/1221	30.68	4.71	25.97	84.65	4.71	25.97	84.65	0.00	0.00
R3/1221	STUDIO	W12/1221	30.70	4.65	26.05	84.85	4.65	26.05	84.85	0.00	0.00
R3/1221	STUDIO	W13/1221	30.72	4.59	26.13	85.06	4.59	26.13	85.06	0.00	0.00
R4/1221	STUDIO	W14/1221	30.73	4.56	26.17	85.16	4.56	26.17	85.16	0.00	0.00
R4/1221	STUDIO	W15/1221	30.73	4.51	26.22	85.32	4.51	26.22	85.32	0.00	0.00
R4/1221	STUDIO	W16/1221	30.76	4.51	26.25	85.34	4.51	26.25	85.34	0.00	0.00
R4/1221	STUDIO	W17/1221	30.79	4.51	26.28	85.35	4.51	26.28	85.35	0.00	0.00
R4/1221	STUDIO	W18/1221	30.83	4.51	26.32	85.37	4.51	26.32	85.37	0.00	0.00
R4/1221	STUDIO	W19/1221	30.86	4.51	26.35	85.39	4.51	26.35	85.39	0.00	0.00
R5/1221	BEDROOM	W20/1221	30.89	4.52	26.37	85.37	4.52	26.37	85.37	0.00	0.00
R5/1221	BEDROOM	W21/1221	30.92	4.55	26.37	85.28	4.55	26.37	85.28	0.00	0.00
R5/1221	BEDROOM	W22/1221	30.97	4.56	26.41	85.28	4.56	26.41	85.28	0.00	0.00
R6/1221	LKD	W23/1221	31.00	4.60	26.40	85.16	4.60	26.40	85.16	0.00	0.00
R6/1221	LKD	W24/1221	31.03	4.64	26.39	85.05	4.64	26.39	85.05	0.00	0.00



DAYLIGHT Analysis
 O2 Centre, Finchley, Camden, London
 Proposed Scheme vs Proposed Scheme (Cumulative) 06-01-25 Phase 1 and Consented Phase 2,3

DAYLIGHT

Room	Room Use	Window	Existing VSC	Proposed VSC	Loss	%Loss	Proposed VSC	Loss	%Loss	2024 Proposed VSC vs 2024 Proposed Cumulative VSC	2024 Proposed VSC vs 2024 Proposed Cumulative VSC (% Loss)
R6/1221	LKD	W25/1221	31.06	4.65	26.41	85.03	4.66	26.40	85.00	-0.01	0.03
R6/1221	LKD	W26/1221	31.08	4.70	26.38	84.88	4.70	26.38	84.88	0.00	0.00
R6/1221	LKD	W27/1221	31.14	4.74	26.40	84.78	4.74	26.40	84.78	0.00	0.00
R6/1221	LKD	W28/1221	31.18	4.79	26.39	84.64	4.79	26.39	84.64	0.00	0.00
NIDO HOUSE (STUDENT ACCOMODATION)											
R1/732	BEDROOM	W4/732	39.00	30.53	8.47	21.72	30.53	8.47	21.72	0.00	0.00
R1/732	BEDROOM	W5/732	39.04	15.24	23.80	60.96	15.24	23.80	60.96	0.00	0.00
R1/732	BEDROOM	W6/732	39.04	13.40	25.64	65.68	13.40	25.64	65.68	0.00	0.00
R2/732	BEDROOM	W7/732	39.04	12.20	26.84	68.75	12.20	26.84	68.75	0.00	0.00
R3/732	BEDROOM	W8/732	39.04	11.24	27.80	71.21	11.24	27.80	71.21	0.00	0.00
R3/732	BEDROOM	W9/732	33.30	6.55	26.75	80.33	6.55	26.75	80.33	0.00	0.00
R3/732	BEDROOM	W10/732	37.25	9.41	27.84	74.74	9.41	27.84	74.74	0.00	0.00
R3/732	BEDROOM	W11/732	34.05	8.00	26.05	76.51	8.00	26.05	76.51	0.00	0.00
R4/732	BEDROOM	W1/732	38.94	27.29	11.65	29.92	27.29	11.65	29.92	0.00	0.00
R5/732	BEDROOM	W2/732	38.94	28.12	10.82	27.79	28.12	10.82	27.79	0.00	0.00
R6/732	BEDROOM	W3/732	38.98	29.85	9.13	23.42	29.85	9.13	23.42	0.00	0.00
R1/733	BEDROOM	W4/733	39.33	31.86	7.47	18.99	31.86	7.47	18.99	0.00	0.00
R1/733	BEDROOM	W5/733	39.24	15.98	23.26	59.28	15.98	23.26	59.28	0.00	0.00
R1/733	BEDROOM	W6/733	39.24	14.44	24.80	63.20	14.44	24.80	63.20	0.00	0.00
R2/733	BEDROOM	W7/733	39.23	12.99	26.24	66.89	12.99	26.24	66.89	0.00	0.00
R3/733	BEDROOM	W8/733	39.24	12.64	26.60	67.79	12.64	26.60	67.79	0.00	0.00
R3/733	BEDROOM	W9/733	33.49	7.67	25.82	77.10	7.67	25.82	77.10	0.00	0.00
R3/733	BEDROOM	W10/733	37.45	10.60	26.85	71.70	10.60	26.85	71.70	0.00	0.00
R3/733	BEDROOM	W11/733	34.22	9.06	25.16	73.52	9.06	25.16	73.52	0.00	0.00
R4/733	BEDROOM	W1/733	39.29	28.51	10.78	27.44	28.51	10.78	27.44	0.00	0.00
R5/733	BEDROOM	W2/733	39.31	30.22	9.09	23.12	30.22	9.09	23.12	0.00	0.00
R6/733	BEDROOM	W3/733	39.31	30.90	8.41	21.39	30.90	8.41	21.39	0.00	0.00
R1/734	BEDROOM	W4/734	39.48	33.26	6.22	15.75	33.26	6.22	15.75	0.00	0.00
R1/734	BEDROOM	W5/734	39.35	17.42	21.93	55.73	17.42	21.93	55.73	0.00	0.00
R1/734	BEDROOM	W6/734	39.35	15.72	23.63	60.05	15.72	23.63	60.05	0.00	0.00
R2/734	BEDROOM	W7/734	39.35	14.64	24.71	62.80	14.64	24.71	62.80	0.00	0.00
R3/734	BEDROOM	W8/734	39.35	13.79	25.56	64.96	13.79	25.56	64.96	0.00	0.00
R3/734	BEDROOM	W9/734	33.78	9.21	24.57	72.74	9.21	24.57	72.74	0.00	0.00
R3/734	BEDROOM	W10/734	37.79	12.27	25.52	67.53	12.27	25.52	67.53	0.00	0.00
R3/734	BEDROOM	W11/734	34.45	10.48	23.97	69.58	10.48	23.97	69.58	0.00	0.00
R4/734	BEDROOM	W1/734	39.47	31.01	8.46	21.43	31.01	8.46	21.43	0.00	0.00
R5/734	BEDROOM	W2/734	39.47	31.65	7.82	19.81	31.65	7.82	19.81	0.00	0.00
R6/734	BEDROOM	W3/734	39.48	32.87	6.61	16.74	32.87	6.61	16.74	0.00	0.00
R1/741	BEDROOM	W1/741	38.76	9.58	29.18	75.28	9.58	29.18	75.28	0.00	0.00
R2/741	BEDROOM	W2/741	38.75	9.42	29.33	75.69	9.42	29.33	75.69	0.00	0.00
R3/741	BEDROOM	W3/741	38.76	9.42	29.34	75.70	9.42	29.34	75.70	0.00	0.00
R4/741	BEDROOM	W4/741	38.75	9.66	29.09	75.07	9.66	29.09	75.07	0.00	0.00
R5/741	BEDROOM	W5/741	38.75	10.10	28.65	73.94	10.10	28.65	73.94	0.00	0.00
R6/741	BEDROOM	W6/741	38.75	10.36	28.39	73.26	10.36	28.39	73.26	0.00	0.00
R7/741	BEDROOM	W7/741	38.76	11.42	27.34	70.54	11.42	27.34	70.54	0.00	0.00
R1/742	BEDROOM	W1/742	39.05	10.59	28.46	72.88	10.59	28.46	72.88	0.00	0.00
R2/742	BEDROOM	W2/742	39.03	10.29	28.74	73.64	10.29	28.74	73.64	0.00	0.00
R3/742	BEDROOM	W3/742	39.04	10.39	28.65	73.39	10.39	28.65	73.39	0.00	0.00
R4/742	BEDROOM	W4/742	39.03	10.77	28.26	72.41	10.77	28.26	72.41	0.00	0.00
R5/742	BEDROOM	W5/742	39.03	10.98	28.05	71.87	10.98	28.05	71.87	0.00	0.00
R6/742	BEDROOM	W6/742	39.04	11.67	27.37	70.11	11.67	27.37	70.11	0.00	0.00
R7/742	BEDROOM	W7/742	39.04	12.16	26.88	68.85	12.16	26.88	68.85	0.00	0.00
R1/743	BEDROOM	W1/743	39.24	11.72	27.52	70.13	11.72	27.52	70.13	0.00	0.00
R2/743	BEDROOM	W2/743	39.23	11.58	27.65	70.48	11.58	27.65	70.48	0.00	0.00
R3/743	BEDROOM	W3/743	39.24	11.58	27.66	70.49	11.58	27.66	70.49	0.00	0.00
R4/743	BEDROOM	W4/743	39.24	11.81	27.43	69.90	11.81	27.43	69.90	0.00	0.00
R5/743	BEDROOM	W5/743	39.24	12.23	27.01	68.83	12.23	27.01	68.83	0.00	0.00
R6/743	BEDROOM	W6/743	39.24	12.48	26.76	68.20	12.48	26.76	68.20	0.00	0.00



DAYLIGHT Analysis
 O2 Centre, Finchley, Camden, London
 Proposed Scheme vs Proposed Scheme (Cumulative) 06-01-25 Phase 1 and Consented Phase 2,3

DAYLIGHT

Room	Room Use	Window	Existing VSC	Proposed VSC	Loss	%Loss	Proposed VSC	Loss	%Loss	2024 Proposed VSC vs 2024 Proposed Cumulative VSC	2024 Proposed VSC vs 2024 Proposed Cumulative VSC (% Loss)
R7/743	BEDROOM	W7/743	39.25	13.47	25.78	65.68	13.47	25.78	65.68	0.00	0.00
R1/744	BEDROOM	W1/744	39.35	13.20	26.15	66.45	13.20	26.15	66.45	0.00	0.00
R2/744	BEDROOM	W2/744	39.35	12.95	26.40	67.09	12.95	26.40	67.09	0.00	0.00
R3/744	BEDROOM	W3/744	39.35	13.03	26.32	66.89	13.03	26.32	66.89	0.00	0.00
R4/744	BEDROOM	W4/744	39.35	13.38	25.97	66.00	13.38	25.97	66.00	0.00	0.00
R5/744	BEDROOM	W5/744	39.35	13.57	25.78	65.51	13.57	25.78	65.51	0.00	0.00
R6/744	BEDROOM	W6/744	39.36	14.19	25.17	63.95	14.19	25.17	63.95	0.00	0.00
R7/744	BEDROOM	W7/744	39.36	14.65	24.71	62.78	14.65	24.71	62.78	0.00	0.00
R3/745	BEDROOM	W3/745	39.43	14.84	24.59	62.36	14.84	24.59	62.36	0.00	0.00
R4/745	BEDROOM	W4/745	39.43	15.03	24.40	61.88	15.03	24.40	61.88	0.00	0.00
R5/745	BEDROOM	W5/745	39.42	15.39	24.03	60.96	2.53		#VALUE!		
R6/745	BEDROOM	W6/745	39.43	15.61	23.82	60.41	15.61	23.82	60.41	0.00	0.00
R7/745	BEDROOM	W7/745	39.43	16.47	22.96	58.23	16.47	22.96	58.23	0.00	0.00
R2/746	BEDROOM	W5/746	39.03	17.17	21.86	56.01	17.17	21.86	56.01	0.00	0.00
R3/746	STUDIO	W7/746	39.03	17.36	21.67	55.52	17.36	21.67	55.52	0.00	0.00
R3/746	STUDIO	W8/746	39.04	17.57	21.47	54.99	17.57	21.47	54.99	0.00	0.00
R4/746	STUDIO	W9/746	39.04	18.00	21.04	53.89	18.00	21.04	53.89	0.00	0.00
R4/746	STUDIO	W10/746	39.04	18.50	20.54	52.61	18.50	20.54	52.61	0.00	0.00
R1/761	BEDROOM	W1/761	38.72	14.75	23.97	61.91	14.75	23.97	61.91	0.00	0.00
R2/761	BEDROOM	W2/761	38.73	15.85	22.88	59.08	15.85	22.88	59.08	0.00	0.00
R3/761	BEDROOM	W3/761	38.71	18.92	19.79	51.12	18.92	19.79	51.12	0.00	0.00
R4/761	BEDROOM	W4/761	38.71	20.39	18.32	47.33	20.39	18.32	47.33	0.00	0.00
R5/761	BEDROOM	W5/761	38.68	23.79	14.89	38.50	23.79	14.89	38.50	0.00	0.00
R1/762	BEDROOM	W1/762	39.02	14.91	24.11	61.79	14.91	24.11	61.79	0.00	0.00
R2/762	BEDROOM	W2/762	39.02	17.52	21.50	55.10	17.52	21.50	55.10	0.00	0.00
R3/762	BEDROOM	W3/762	39.02	18.87	20.15	51.64	18.87	20.15	51.64	0.00	0.00
R4/762	BEDROOM	W4/762	39.02	22.39	16.63	42.62	22.39	16.63	42.62	0.00	0.00
R5/762	BEDROOM	W5/762	38.99	23.89	15.10	38.73	23.89	15.10	38.73	0.00	0.00
R1/763	BEDROOM	W1/763	39.23	16.66	22.57	57.53	16.66	22.57	57.53	0.00	0.00
R2/763	BEDROOM	W2/763	39.25	17.70	21.55	54.90	17.70	21.55	54.90	0.00	0.00
R3/763	BEDROOM	W3/763	39.23	20.66	18.57	47.34	20.66	18.57	47.34	0.00	0.00
R4/763	BEDROOM	W4/763	39.24	22.08	17.16	43.73	22.08	17.16	43.73	0.00	0.00
R5/763	BEDROOM	W5/763	39.22	25.35	13.87	35.36	25.35	13.87	35.36	0.00	0.00
R1/764	BEDROOM	W1/764	39.35	17.17	22.18	56.37	17.17	22.18	56.37	0.00	0.00
R2/764	BEDROOM	W2/764	39.36	19.59	19.77	50.23	19.59	19.77	50.23	0.00	0.00
R3/764	BEDROOM	W3/764	39.36	20.87	18.49	46.98	20.87	18.49	46.98	0.00	0.00
R4/764	BEDROOM	W4/764	39.36	24.19	15.17	38.54	24.19	15.17	38.54	0.00	0.00
R5/764	BEDROOM	W5/764	39.34	25.59	13.75	34.95	25.59	13.75	34.95	0.00	0.00
R1/765	BEDROOM	W1/765	39.42	19.29	20.13	51.07	19.29	20.13	51.07	0.00	0.00
R2/765	BEDROOM	W2/765	39.43	20.21	19.22	48.74	20.21	19.22	48.74	0.00	0.00
R3/765	BEDROOM	W3/765	39.43	22.92	16.51	41.87	22.92	16.51	41.87	0.00	0.00
R4/765	BEDROOM	W4/765	39.43	24.22	15.21	38.57	24.22	15.21	38.57	0.00	0.00
R5/765	BEDROOM	W5/765	39.42	27.23	12.19	30.92	27.23	12.19	30.92	0.00	0.00
R1/766	BEDROOM	W1/766	39.46	20.49	18.97	48.07	20.49	18.97	48.07	0.00	0.00
R2/766	BEDROOM	W2/766	39.46	22.57	16.89	42.80	22.57	16.89	42.80	0.00	0.00
R3/766	BEDROOM	W3/766	39.47	23.69	15.78	39.98	23.69	15.78	39.98	0.00	0.00
R4/766	BEDROOM	W4/766	39.46	26.60	12.86	32.59	26.60	12.86	32.59	0.00	0.00
R5/766	BEDROOM	W5/766	39.45	27.84	11.61	29.43	27.84	11.61	29.43	0.00	0.00
R1/767	STUDIO	W2/767	39.26	33.87	5.39	13.73	33.87	5.39	13.73	0.00	0.00
R1/767	STUDIO	W3/767	39.26	23.40	15.86	40.40	23.40	15.86	40.40	0.00	0.00
R1/767	STUDIO	W4/767	39.27	24.69	14.58	37.13	24.69	14.58	37.13	0.00	0.00



DAYLIGHT Analysis
 O2 Centre, Finchley, Camden, London
 Proposed Scheme vs Proposed Scheme (Cumulative) 06-01-25 Phase 1 and Consented Phase 2,3

DAYLIGHT

Room	Room Use	Window	Existing VSC	Proposed VSC	Loss	%Loss	Proposed VSC	Loss	%Loss	2024 Proposed VSC vs 2024 Proposed Cumulative VSC	2024 Proposed VSC vs 2024 Proposed Cumulative VSC (% Loss)
R2/767	STUDIO	W5/767	39.27	26.10	13.17	33.54	26.10	13.17	33.54	0.00	0.00
R2/767	STUDIO	W6/767	39.26	28.02	11.24	28.63	28.02	11.24	28.63	0.00	0.00
R3/767	STUDIO	W7/767	39.26	29.53	9.73	24.78	29.53	9.73	24.78	0.00	0.00
R4/767	STUDIO	W8/767	39.26	30.56	8.70	22.16	30.56	8.70	22.16	0.00	0.00
R4/767	STUDIO	W9/767	39.27	31.48	7.79	19.84	31.48	7.79	19.84	0.00	0.00
R4/767	STUDIO	W10/767	39.27	32.25	7.02	17.88	32.25	7.02	17.88	0.00	0.00
R4/767	STUDIO	W11/767	39.47	39.47	0.00	0.00	39.47	0.00	0.00	0.00	0.00
R1/768	STUDIO	W3/768	39.36	35.23	4.13	10.49	35.23	4.13	10.49	0.00	0.00
R1/768	STUDIO	W4/768	39.31	26.14	13.17	33.50	26.14	13.17	33.50	0.00	0.00
R1/768	STUDIO	W5/768	39.31	27.20	12.11	30.81	27.20	12.11	30.81	0.00	0.00
R2/768	STUDIO	W6/768	39.32	28.39	10.93	27.80	28.39	10.93	27.80	0.00	0.00
R2/768	STUDIO	W7/768	39.31	30.00	9.31	23.68	30.00	9.31	23.68	0.00	0.00
R3/768	STUDIO	W8/768	39.31	31.28	8.03	20.43	31.28	8.03	20.43	0.00	0.00
R3/768	STUDIO	W9/768	39.31	32.16	7.15	18.19	32.16	7.15	18.19	0.00	0.00
R4/768	STUDIO	W10/768	39.31	32.94	6.37	16.20	32.94	6.37	16.20	0.00	0.00
R4/768	STUDIO	W11/768	39.31	33.58	5.73	14.58	33.58	5.73	14.58	0.00	0.00
R4/768	STUDIO	W12/768	39.51	39.51	0.00	0.00	39.51	0.00	0.00	0.00	0.00
R1/1232	STUDIO	W1/1232	32.48	26.21	6.27	19.30	26.21	6.27	19.30	0.00	0.00
R1/1232	STUDIO	W2/1232	38.73	14.55	24.18	62.43	14.55	24.18	62.43	0.00	0.00
R2/1232	STUDIO	W3/1232	38.77	15.05	23.72	61.18	15.05	23.72	61.18	0.00	0.00
R3/1232	STUDIO	W4/1232	38.82	16.76	22.06	56.83	16.76	22.06	56.83	0.00	0.00
R4/1232	STUDIO	W5/1232	38.85	18.64	20.21	52.02	18.64	20.21	52.02	0.00	0.00
R5/1232	LKD	W6/1232	37.97	22.44	15.53	40.90	22.44	15.53	40.90	0.00	0.00
R1/1233	STUDIO	W1/1233	36.75	30.41	6.34	17.25	30.41	6.34	17.25	0.00	0.00
R1/1233	STUDIO	W2/1233	39.17	17.48	21.69	55.37	17.48	21.69	55.37	0.00	0.00
R2/1233	STUDIO	W3/1233	39.21	18.28	20.93	53.38	18.28	20.93	53.38	0.00	0.00
R3/1233	STUDIO	W4/1233	39.23	19.08	20.15	51.36	19.08	20.15	51.36	0.00	0.00
R4/1233	STUDIO	W5/1233	39.24	20.51	18.73	47.73	20.51	18.73	47.73	0.00	0.00
R5/1233	LKD	W6/1233	38.41	24.49	13.92	36.24	24.49	13.92	36.24	0.00	0.00
R1/1234	STUDIO	W1/1234	38.39	34.01	4.38	11.41	34.01	4.38	11.41	0.00	0.00
R1/1234	STUDIO	W2/1234	39.41	21.48	17.93	45.50	21.48	17.93	45.50	0.00	0.00
R2/1234	STUDIO	W3/1234	39.42	21.85	17.57	44.57	21.85	17.57	44.57	0.00	0.00
R3/1234	STUDIO	W4/1234	39.43	23.07	16.36	41.49	23.07	16.36	41.49	0.00	0.00
R4/1234	STUDIO	W5/1234	39.44	24.42	15.02	38.08	24.42	15.02	38.08	0.00	0.00
R5/1234	LKD	W6/1234	38.75	27.08	11.67	30.12	27.08	11.67	30.12	0.00	0.00
73 LITHOS ROAD											
R1/30		W1/30	9.78	7.14	2.64	26.99	7.26	2.52	25.77	-0.12	1.23
R1/30		W2/30	10.22	9.06	1.16	11.35	9.17	1.05	10.27	-0.11	1.08
R1/30		W3/30	6.80	3.73	3.07	45.15	3.86	2.94	43.24	-0.14	1.91
R1/30		W4/30	10.34	9.26	1.08	10.44	9.31	1.03	9.96	-0.03	0.48
R1/30		W5/30	8.11	4.94	3.17	39.09	5.00	3.11	38.35	-0.06	0.74
R1/30		W6/30	12.13	9.49	2.64	21.76	9.61	2.52	20.77	-0.12	0.99
R1/31		W1/31	24.43	11.80	12.63	51.70	11.93	12.50	51.17	-0.13	0.53
R1/31		W2/31	24.10	11.40	12.70	52.70	11.47	12.63	52.41	-0.07	0.29
R1/32		W1/32	25.60	12.92	12.68	49.53	13.06	12.54	48.98	-0.14	0.55
R1/32		W2/32	25.27	12.70	12.57	49.74	12.78	12.49	49.43	-0.08	0.32
R24/32		W28/32	37.56	33.29	4.27	11.37	33.28	4.28	11.40	0.01	-0.03
R25/32		W29/32	37.78	33.34	4.44	11.75	33.33	4.45	11.78	0.01	-0.03
R1/33		W1/33	39.16	25.01	14.15	36.13	25.15	14.01	35.78	-0.14	0.36
R1/33		W2/33	39.16	24.96	14.20	36.26	25.10	14.06	35.90	-0.14	0.36
R24/33		W16/33	38.34	34.27	4.07	10.62	34.26	4.08	10.64	0.01	-0.03
R25/33		W17/33	38.44	34.21	4.23	11.00	34.20	4.24	11.03	0.01	-0.03
72 LITHOS ROAD											
R2/30		W7/30	14.21	10.63	3.58	25.19	10.70	3.51	24.70	-0.07	0.49
R2/30		W8/30	13.87	11.99	1.88	13.55	12.11	1.76	12.69	-0.12	0.87
R2/30		W9/30	10.17	5.57	4.60	45.23	5.69	4.48	44.05	-0.12	1.18
R2/30		W10/30	13.50	11.60	1.90	14.07	11.69	1.81	13.41	-0.09	0.67
R2/30		W11/30	10.29	5.84	4.45	43.25	5.91	4.38	42.57	-0.07	0.68
R2/30		W12/30	13.98	10.78	3.20	22.89	10.90	3.08	22.03	-0.12	0.86
R2/31		W3/31	24.36	11.45	12.91	53.00	11.58	12.78	52.46	-0.13	0.53
R2/31		W4/31	24.58	11.89	12.69	51.63	11.87	12.71	51.71	0.02	-0.08
R2/32		W3/32	34.13	20.56	13.57	39.76	20.69	13.44	39.38	-0.13	0.38
R3/32		W4/32	25.41	12.76	12.65	49.78	12.90	12.51	49.23	-0.14	0.55



DAYLIGHT Analysis
 O2 Centre, Finchley, Camden, London
 Proposed Scheme vs Proposed Scheme (Cumulative) 06-01-25 Phase 1 and Consented Phase 2,3

DAYLIGHT

Room	Room Use	Window	Existing VSC	Proposed VSC	Loss	%Loss	Proposed VSC	Loss	%Loss	2024 Proposed VSC vs 2024 Proposed Cumulative VSC	2024 Proposed VSC vs 2024 Proposed Cumulative VSC (% Loss)
R3/32		W5/32	25.42	12.99	12.43	48.90	12.98	12.44	48.94	0.01	-0.04
R2/33		W3/33	38.92	24.95	13.97	35.89	25.09	13.83	35.53	-0.14	0.36
R3/33		W4/33	39.15	25.09	14.06	35.91	25.22	13.93	35.58	-0.13	0.33
R3/33		W5/33	39.15	25.16	13.99	35.73	25.22	13.93	35.58	-0.06	0.15
71 LITHOS ROAD											
R3/30		W13/30	13.47	12.74	0.73	5.42	12.72	0.75	5.57	0.02	-0.15
R3/30		W14/30	10.74	10.58	0.16	1.49	10.63	0.11	1.02	-0.05	0.47
R3/30		W15/30	22.38	18.46	3.92	17.52	18.57	3.81	17.02	-0.11	0.49
R3/30		W16/30	15.10	13.94	1.16	7.68	14.10	1.00	6.62	-0.16	1.06
R3/30		W17/30	25.30	19.90	5.40	21.34	20.00	5.30	20.95	-0.10	0.40
R3/30		W18/30	22.73	19.26	3.47	15.27	19.38	3.35	14.74	-0.12	0.53
R3/31		W5/31	34.93	20.77	14.16	40.54	20.88	14.05	40.22	-0.11	0.31
R3/31		W6/31	36.31	21.68	14.63	40.29	21.80	14.51	39.96	-0.12	0.33
R4/32		W6/32	31.48	17.35	14.13	44.89	17.48	14.00	44.47	-0.13	0.41
R1/34		W1/34	85.55	75.45	10.10	11.81	75.61	9.94	11.62	-0.16	0.19
R1/34		W2/34	85.86	76.14	9.72	11.32	76.27	9.59	11.17	-0.13	0.15
70 LITHOS ROAD											
R4/30		W19/30	23.76	19.70	4.06	17.09	19.81	3.95	16.62	-0.11	0.46
R4/30		W20/30	19.99	18.14	1.85	9.25	18.27	1.72	8.60	-0.13	0.65
R4/30		W21/30	26.30	20.25	6.05	23.00	20.36	5.94	22.59	-0.11	0.42
R4/30		W22/30	20.22	18.05	2.17	10.73	18.19	2.03	10.04	-0.14	0.69
R4/30		W23/30	26.88	20.78	6.10	22.69	20.89	5.99	22.28	-0.11	0.41
R4/30		W24/30	24.46	20.25	4.21	17.21	20.37	4.09	16.72	-0.12	0.49
R4/31		W7/31	37.52	22.84	14.68	39.13	22.95	14.57	38.83	-0.11	0.29
R4/31		W8/31	37.47	23.02	14.45	38.56	23.11	14.36	38.32	-0.09	0.24
R5/32		W7/32	32.17	17.83	14.34	44.58	17.96	14.21	44.17	-0.13	0.40
R2/34		W3/34	85.80	75.61	10.19	11.88	75.78	10.02	11.68	-0.17	0.20
R2/34		W4/34	85.87	76.22	9.65	11.24	76.36	9.51	11.07	-0.14	0.16
69 LITHOS ROAD											
R5/30		W25/30	24.04	19.96	4.08	16.97	20.06	3.98	16.56	-0.10	0.42
R5/30		W26/30	19.94	17.95	1.99	9.98	18.09	1.85	9.28	-0.14	0.70
R5/30		W27/30	25.94	19.81	6.13	23.63	19.92	6.02	23.21	-0.11	0.42
R5/30		W28/30	19.62	17.48	2.14	10.91	17.62	2.00	10.19	-0.14	0.71
R5/30		W29/30	25.59	19.71	5.88	22.98	19.82	5.77	22.55	-0.11	0.43
R5/30		W30/30	22.04	18.05	3.99	18.10	18.16	3.88	17.60	-0.11	0.50
R5/31		W9/31	37.05	22.49	14.56	39.30	22.61	14.44	38.97	-0.12	0.32
R5/31		W10/31	35.63	21.58	14.05	39.43	21.69	13.94	39.12	-0.11	0.31
R6/32		W8/32	31.76	17.96	13.80	43.45	18.08	13.68	43.07	-0.12	0.38
R3/34		W5/34	85.65	75.62	10.03	11.71	75.79	9.86	11.51	-0.17	0.20
R3/34		W6/34	85.88	76.33	9.55	11.12	76.44	9.44	10.99	-0.11	0.13
68 LITHOS ROAD											
R6/30		W31/30	22.59	19.98	2.61	11.55	20.11	2.48	10.98	-0.13	0.58
R6/30		W32/30	18.85	17.62	1.23	6.53	17.79	1.06	5.62	-0.17	0.90
R6/30		W33/30	25.39	20.46	4.93	19.42	20.60	4.79	18.87	-0.14	0.55
R6/30		W34/30	19.03	17.51	1.52	7.99	17.66	1.37	7.20	-0.15	0.79
R6/30		W35/30	20.81	25.88	5.07	19.59	20.92	4.96	19.17	-0.11	0.43
R6/30		W36/30	23.30	20.17	3.13	13.43	20.29	3.01	12.92	-0.12	0.52
R6/31		W11/31	38.22	23.85	14.37	37.60	24.03	14.19	37.13	-0.18	0.47
R6/31		W12/31	38.08	23.83	14.25	37.42	23.95	14.13	37.11	-0.12	0.32
R7/32		W9/32	39.09	24.89	14.20	36.33	25.03	14.06	35.97	-0.14	0.36
R7/33		W6/33	39.00	25.61	13.39	34.33	25.77	13.23	33.92	-0.16	0.41
R4/34		W7/34	85.83	76.32	9.51	11.08	76.49	9.34	10.88	-0.17	0.20
R4/34		W8/34	85.88	76.62	9.26	10.78	76.79	9.09	10.58	-0.17	0.20
67 LITHOS ROAD											
R7/30		W37/30	23.24	20.55	2.69	11.57	20.67	2.57	11.06	-0.12	0.52
R7/30		W38/30	19.13	18.09	1.04	5.44	18.24	0.89	4.65	-0.15	0.78
R7/30		W39/30	26.05	21.22	4.83	18.54	21.34	4.71	18.08	-0.12	0.46
R7/30		W40/30	19.10	17.64	1.46	7.64	17.79	1.31	6.86	-0.15	0.79
R7/30		W41/30	25.53	20.44	5.09	19.94	20.56	4.97	19.47	-0.12	0.47
R7/30		W42/30	23.17	20.06	3.11	13.42	20.17	3.00	12.95	-0.11	0.47
R7/31		W13/31	38.08	23.78	14.30	37.55	23.95	14.13	37.11	-0.17	0.45
R7/31		W14/31	38.24	23.77	14.47	37.84	23.92	14.32	37.45	-0.15	0.39
R8/32		W10/32	39.08	25.15	13.93	35.64	25.28	13.80	35.31	-0.13	0.33
R8/33		W7/33	38.99	25.86	13.13	33.68	26.01	12.98	33.29	-0.15	0.38
R5/34		W9/34	85.88	76.65	9.23	10.75	76.84	9.04	10.53	-0.19	0.22
R5/34		W10/34	85.80	76.44	9.36	10.91	76.59	9.21	10.73	-0.15	0.17
66 LITHOS ROAD											



DAYLIGHT Analysis
 O2 Centre, Finchley, Camden, London
 Proposed Scheme vs Proposed Scheme (Cumulative) 06-01-25 Phase 1 and Consented Phase 2,3

DAYLIGHT

Room	Room Use	Window	Existing VSC	Proposed VSC	Loss	%Loss	Proposed VSC	Loss	%Loss	2024 Proposed VSC vs 2024 Proposed Cumulative VSC	2024 Proposed VSC vs 2024 Proposed Cumulative VSC (% Loss)
R8/30		W43/30	22.08	18.32	3.76	17.03	18.43	3.65	16.53	-0.11	0.50
R8/30		W44/30	19.76	18.34	1.42	7.19	18.49	1.27	6.43	-0.15	0.76
R8/30		W45/30	25.45	19.69	5.76	22.63	19.79	5.66	22.24	-0.10	0.39
R8/30		W46/30	20.07	18.23	1.84	9.17	18.38	1.69	8.42	-0.15	0.75
R8/30		W47/30	26.67	20.53	6.14	23.02	20.66	6.01	22.53	-0.13	0.49
R8/30		W48/30	24.30	20.23	4.07	16.75	20.35	3.95	16.26	-0.12	0.49
R8/31		W15/31	35.83	21.86	13.97	38.99	22.02	13.81	38.54	-0.16	0.45
R8/31		W16/31	36.93	22.74	14.19	38.42	22.87	14.06	38.07	-0.13	0.35
R9/32		W11/32	31.74	18.05	13.69	43.13	18.18	13.56	42.72	-0.13	0.41
R6/34		W11/34	85.57	75.82	9.75	11.39	75.99	9.58	11.20	-0.17	0.20
R6/34		W12/34	85.87	76.45	9.42	10.97	76.61	9.26	10.78	-0.16	0.19
65 LITHOS ROAD											
R9/30		W49/30	18.55	16.18	2.37	12.78	16.23	2.32	12.51	-0.05	0.27
R9/30		W50/30	17.11	16.18	0.93	5.44	16.33	0.78	4.56	-0.15	0.88
R9/30		W51/30	25.72	20.30	5.42	21.07	20.42	5.30	20.61	-0.12	0.47
R9/30		W52/30	18.47	17.17	1.30	7.04	17.32	1.15	6.23	-0.15	0.81
R9/30		W53/30	25.67	19.84	5.83	22.71	19.95	5.72	22.28	-0.11	0.43
R9/30		W54/30	22.01	18.00	4.01	18.22	18.11	3.90	17.72	-0.11	0.50
R9/31		W17/31	37.06	22.84	14.22	38.37	22.97	14.09	38.02	-0.13	0.35
R9/31		W18/31	35.78	21.88	13.90	38.85	22.01	13.77	38.49	-0.13	0.36
R10/32		W12/32	31.76	17.91	13.85	43.61	18.06	13.70	43.14	-0.15	0.47
R7/34		W13/34	85.62	75.75	9.87	11.53	75.93	9.69	11.32	-0.18	0.21
R7/34		W14/34	85.86	76.41	9.45	11.01	76.57	9.29	10.82	-0.16	0.19
64 LITHOS ROAD											
R10/30		W55/30	23.26	20.02	3.24	13.93	20.13	3.13	13.46	-0.11	0.47
R10/30		W56/30	19.32	18.38	0.94	4.87	18.52	0.80	4.14	-0.14	0.72
R10/30		W57/30	25.69	20.73	4.96	19.31	20.85	4.84	18.84	-0.12	0.47
R10/30		W58/30	19.37	18.36	1.01	5.21	18.50	0.87	4.49	-0.14	0.72
R10/30		W59/30	26.16	21.22	4.94	18.88	21.33	4.83	18.46	-0.11	0.42
R10/30		W60/30	23.62	20.42	3.20	13.55	20.54	3.08	13.04	-0.12	0.51
R10/31		W19/31	38.24	23.79	14.45	37.79	23.89	14.35	37.53	-0.10	0.26
R10/31		W20/31	38.08	23.66	14.42	37.87	23.79	14.29	37.53	-0.13	0.34
R11/32		W13/32	39.07	24.91	14.16	36.24	25.05	14.02	35.88	-0.14	0.36
R11/33		W8/33	38.98	25.65	13.33	34.20	25.81	13.17	33.79	-0.16	0.41
R8/34		W15/34	85.80	76.38	9.42	10.98	76.53	9.27	10.80	-0.15	0.17
R8/34		W16/34	85.87	76.61	9.26	10.78	76.76	9.11	10.61	-0.15	0.17
63 LITHOS ROAD											
R11/30		W61/30	23.74	20.29	3.45	14.53	20.40	3.34	14.07	-0.11	0.46
R11/30		W62/30	19.75	18.39	1.36	6.89	18.53	1.22	6.18	-0.14	0.71
R11/30		W63/30	26.38	21.20	5.18	19.64	21.33	5.05	19.14	-0.13	0.49
R11/30		W64/30	19.86	18.71	1.15	5.79	18.83	1.03	5.19	-0.12	0.60
R11/30		W65/30	25.96	20.93	5.03	19.38	21.04	4.92	18.95	-0.11	0.42
R11/30		W66/30	23.87	20.41	3.46	14.50	20.53	3.34	13.99	-0.12	0.50
R11/31		W21/31	38.08	23.63	14.45	37.95	23.76	14.32	37.61	-0.13	0.34
R11/31		W22/31	38.22	23.67	14.55	38.07	23.80	14.42	37.73	-0.13	0.34
R12/32		W14/32	39.06	24.82	14.24	36.46	24.95	14.11	36.12	-0.13	0.33
R12/33		W9/33	38.96	25.58	13.38	34.34	25.71	13.25	34.01	-0.13	0.33
R9/34		W17/34	85.87	76.61	9.26	10.78	76.77	9.10	10.60	-0.16	0.19
R9/34		W18/34	85.73	76.29	9.44	11.01	76.44	9.29	10.84	-0.15	0.17
62 LITHOS ROAD											
R12/30		W67/30	22.36	17.90	4.46	19.95	18.01	4.35	19.45	-0.11	0.49
R12/30		W68/30	20.30	18.34	1.96	9.66	18.48	1.82	8.97	-0.14	0.69
R12/30		W69/30	25.78	19.31	6.47	25.10	19.42	6.36	24.67	-0.11	0.43
R12/30		W70/30	20.68	18.91	1.77	8.56	19.04	1.64	7.93	-0.13	0.63
R12/30		W71/30	26.98	20.65	6.33	23.46	20.77	6.21	23.02	-0.12	0.44
R12/30		W72/30	24.98	20.79	4.19	16.77	20.90	4.08	16.33	-0.11	0.44
R12/31		W23/31	35.49	21.27	14.22	40.07	21.39	14.10	39.73	-0.12	0.34
R12/31		W24/31	36.92	22.31	14.61	39.57	22.44	14.48	39.22	-0.13	0.35
R13/32		W15/32	31.70	17.57	14.13	44.57	17.73	13.97	44.07	-0.16	0.50
R10/34		W19/34	85.54	75.58	9.96	11.64	75.74	9.80	11.46	-0.16	0.19
R10/34		W20/34	85.85	76.25	9.60	11.18	76.40	9.45	11.01	-0.15	0.17
61 LITHOS ROAD											
R13/30		W73/30	24.75	20.31	4.44	17.94	20.43	4.32	17.45	-0.12	0.48
R13/30		W74/30	20.65	18.80	1.85	8.96	18.92	1.73	8.38	-0.12	0.58
R13/30		W75/30	26.97	20.29	6.68	24.77	20.40	6.57	24.36	-0.11	0.41
R13/30		W76/30	20.62	18.93	1.69	8.20	19.05	1.57	7.61	-0.12	0.58
R13/30		W77/30	27.34	20.88	6.46	23.63	20.99	6.35	23.23	-0.11	0.40
R13/30		W78/30	24.59	20.54	4.05	16.47	20.65	3.94	16.02	-0.11	0.45
R13/31		W25/31	37.59	22.78	14.81	39.40	22.93	14.66	39.00	-0.15	0.40
R13/31		W26/31	37.40	22.74	14.66	39.20	22.86	14.54	38.88	-0.12	0.32



DAYLIGHT Analysis
 O2 Centre, Finchley, Camden, London
 Proposed Scheme vs Proposed Scheme (Cumulative) 06-01-25 Phase 1 and Consented Phase 2,3

DAYLIGHT

Room	Room Use	Window	Existing VSC	Proposed VSC	Loss	%Loss	Proposed VSC	Loss	%Loss	2024 Proposed VSC vs 2024 Proposed Cumulative VSC	2024 Proposed VSC vs 2024 Proposed Cumulative VSC (% Loss)
R14/32		W16/32	32.13	17.76	14.37	44.72	17.88	14.25	44.35		
R11/34		W21/34	85.79	75.56	10.23	11.92	75.72	10.07	11.74	-0.12	0.37
R11/34		W22/34	85.85	76.17	9.68	11.28	76.32	9.53	11.10	-0.16	0.19
										-0.15	0.17
60 LITHOS ROAD											
R14/30		W79/30	23.75	19.31	4.44	18.69	19.42	4.33	18.23		
R14/30		W80/30	19.93	17.93	2.00	10.04	18.05	1.88	9.43	-0.11	0.46
R14/30		W81/30	25.85	19.32	6.53	25.26	19.43	6.42	24.84	-0.12	0.60
R14/30		W82/30	19.88	17.97	1.91	9.61	18.08	1.80	9.05	-0.11	0.43
R14/30		W83/30	25.48	19.16	6.32	24.80	19.27	6.21	24.37	-0.11	0.55
R14/30		W84/30	22.52	18.18	4.34	19.27	18.30	4.22	18.74	-0.11	0.43
										-0.12	0.53
R14/31		W27/31	36.40	21.76	14.64	40.22	21.87	14.53	39.92	-0.11	0.30
R14/31		W28/31	34.79	20.67	14.12	40.59	20.79	14.00	40.24	-0.11	0.34
R15/32		W17/32	31.45	17.45	14.00	44.52	17.59	13.86	44.07	-0.14	0.45
R12/34		W23/34	85.69	75.43	10.26	11.97	75.57	10.12	11.81	-0.14	0.16
R12/34		W24/34	85.85	76.07	9.78	11.39	76.23	9.62	11.21	-0.16	0.19
59 LITHOS ROAD											
R15/30	LIVINGROOM?	W85/30	15.64	12.07	3.57	22.83	12.19	3.45	22.06	-0.12	0.77
R15/30	LIVINGROOM?	W86/30	14.72	13.04	1.68	11.41	13.16	1.56	10.60	-0.12	0.82
R15/30	LIVINGROOM?	W87/30	12.34	7.02	5.32	43.11	7.09	5.25	42.54	-0.07	0.57
R15/30	LIVINGROOM?	W88/30	14.17	12.70	1.47	10.37	12.82	1.35	9.53	-0.12	0.85
R15/30	LIVINGROOM?	W89/30	11.85	6.77	5.08	42.87	6.89	4.96	41.86	-0.12	1.01
R15/30	LIVINGROOM?	W90/30	15.46	11.86	3.60	23.29	11.98	3.48	22.51	-0.12	0.78
R15/31	LIVINGROOM?	W29/31	24.78	11.22	13.56	54.72	11.31	13.46	54.34	-0.09	0.38
R15/31	LIVINGROOM?	W30/31	24.63	11.04	13.59	55.18	11.16	13.47	54.69	-0.12	0.49
R16/32	LIVINGROOM	W18/32	25.60	12.34	13.26	51.80	12.43	13.16	51.43	-0.09	0.37
R16/32	LIVINGROOM	W19/32	25.45	12.19	13.26	52.10	12.32	13.13	51.59	-0.13	0.51
R17/32	KITCHEN	W20/32	34.72	21.36	13.36	38.48	21.45	13.27	38.22	-0.09	0.26
R16/33	LIVINGROOM	W10/33	38.94	24.94	14.00	35.95	25.08	13.86	35.59	-0.14	0.36
R16/33	LIVINGROOM	W11/33	38.93	24.84	14.09	36.19	24.97	13.96	35.86	-0.13	0.33
R17/33	KITCHEN	W12/33	37.82	24.00	13.82	36.54	24.14	13.68	36.17	-0.14	0.37
58 LITHOS ROAD											
R16/30	LIVINGROOM?	W91/30	16.06	12.06	4.00	24.91	12.18	3.88	24.16	-0.12	0.75
R16/30	LIVINGROOM?	W92/30	15.62	13.81	1.81	11.59	13.91	1.71	10.95	-0.10	0.64
R16/30	LIVINGROOM?	W93/30	12.29	6.97	5.32	43.29	7.08	5.21	42.39	-0.11	0.90
R16/30	LIVINGROOM?	W94/30	15.21	13.41	1.80	11.83	13.48	1.73	11.37	-0.07	0.46
R16/30	LIVINGROOM?	W95/30	12.32	7.10	5.22	42.37	7.18	5.14	41.72	-0.08	0.65
R16/30	LIVINGROOM?	W96/30	16.10	12.21	3.89	24.16	12.32	3.78	23.48	-0.11	0.68
R16/31	LIVINGROOM?	W31/31	24.68	11.78	12.90	52.27	11.90	12.78	51.78	-0.12	0.49
R16/31	LIVINGROOM?	W32/31	24.68	11.51	13.17	53.36	11.61	13.07	52.96	-0.10	0.41
R18/32	KITCHEN	W21/32	35.09	21.91	13.18	37.56	22.03	13.06	37.22	-0.12	0.34
R19/32	LIVINGROOM	W22/32	25.54	12.94	12.60	49.33	13.05	12.49	48.90	-0.11	0.43
R19/32	LIVINGROOM	W23/32	25.47	12.63	12.84	50.41	12.74	12.73	49.98	-0.11	0.43
R18/33	KITCHEN	W13/33	37.57	23.85	13.72	36.52	23.98	13.59	36.17	-0.13	0.35
R19/33	LIVINGROOM	W14/33	38.71	24.86	13.85	35.78	25.01	13.70	35.39	-0.15	0.39
R19/33	LIVINGROOM	W15/33	38.71	24.79	13.92	35.96	24.91	13.80	35.65	-0.12	0.31
57 LITHOS ROAD											
R17/30		W97/30	20.84	15.69	5.15	24.71	15.72	5.12	24.57	-0.03	0.14
R17/30		W98/30	20.01	16.59	3.42	17.09	16.71	3.30	16.49	-0.12	0.60
R17/30		W99/30	24.19	17.14	7.05	29.14	17.26	6.93	28.65	-0.12	0.50
R17/30		W100/30	20.64	17.14	3.50	16.96	17.24	3.40	16.47	-0.10	0.48
R17/30		W101/30	25.77	18.17	7.60	29.49	18.27	7.50	29.10	-0.10	0.39
R17/30		W102/30	24.67	18.58	6.09	24.69	18.69	5.98	24.24	-0.11	0.45
R17/31		W33/31	29.43	16.94	12.49	42.44	17.07	12.36	42.00	-0.13	0.44
R17/31		W34/31	32.13	18.47	13.66	42.51	18.63	13.49	42.00	-0.16	0.52
R20/32		W24/32	15.63	3.29	12.34	78.95	3.39	12.24	78.31	-0.10	0.64
R13/34		W25/34	85.59	75.45	10.14	11.85	75.57	10.02	11.71	-0.12	0.14
R13/34		W32/34	87.27	87.26	0.01	0.01					
56 LITHOS ROAD											
R18/30		W103/30	25.94	19.84	6.10	23.52	19.94	6.00	23.13	-0.10	0.39
R18/30		W104/30	22.30	18.97	3.33	14.93	19.08	3.22	14.44	-0.11	0.49
R18/30		W105/30	27.81	19.95	7.86	28.26	20.05	7.76	27.90	-0.10	0.36
R18/30		W106/30	22.25	18.88	3.47	15.53	18.97	3.38	15.12	-0.09	0.40
R18/30		W107/30	27.92	19.95	7.97	28.55	20.04	7.88	28.22	-0.09	0.32
R18/30		W108/30	25.90	19.75	6.15	23.75	19.87	6.03	23.28	-0.12	0.46
R18/31		W35/31	34.41	19.87	14.54	42.26	19.98	14.43	41.94	-0.11	0.32
R18/31		W36/31	34.54	20.09	14.45	41.84	20.20	14.34	41.52	-0.11	0.32
R21/32		W25/32	16.69	3.41	13.28	79.57	3.51	13.18	78.97	-0.10	0.60



DAYLIGHT Analysis
 O2 Centre, Finchley, Camden, London
 Proposed Scheme vs Proposed Scheme (Cumulative) 06-01-25 Phase 1 and Consented Phase 2,3

DAYLIGHT

Room	Room Use	Window	Existing VSC	Proposed VSC	Loss	%Loss	Proposed VSC	Loss	%Loss	2024 Proposed VSC vs 2024 Proposed Cumulative VSC	2024 Proposed VSC vs 2024 Proposed Cumulative VSC (% Loss)
R14/34		W26/34	85.74	75.53	10.21	11.91	75.64	10.10	11.78	-0.11	0.13
R14/34		W31/34	87.15	87.15	0.00	0.00					
55 LITHOS ROAD											
R19/30		W109/30	0.00	0.00	0.00	0.00	0.00	0.00	0.00	0.00	0.00
R19/30		W110/30	15.51	13.22	2.29	14.76	13.20	2.31	14.89	0.02	-0.13
R19/30		W111/30	25.32	19.26	6.06	23.93	19.35	5.97	23.58	-0.09	0.36
R19/30		W112/30	18.52	16.32	2.20	11.88	16.31	2.21	11.93	0.01	-0.05
R19/30		W113/30	26.87	20.10	6.77	25.20	20.21	6.66	24.79	-0.11	0.41
R19/30		W114/30	23.94	19.11	4.83	20.18	19.20	4.74	19.80	-0.09	0.38
R19/31		W37/31	34.77	20.13	14.64	42.11	20.23	14.54	41.82	-0.10	0.29
R19/31		W38/31	34.75	20.31	14.44	41.55	20.41	14.34	41.27	-0.10	0.29
R22/32		W26/32	16.75	3.53	13.22	78.93	3.62	13.13	78.39	-0.09	0.54
R15/34		W27/34	85.66	75.42	10.24	11.95	75.53	10.13	11.83	-0.11	0.13
R15/34		W30/34	87.02	87.01	0.01	0.01					
54 LITHOS ROAD											
R20/30		W115/30	21.07	17.32	3.75	17.80	17.29	3.78	17.94	0.03	-0.14
R20/30		W116/30	18.23	15.95	2.28	12.51	15.92	2.31	12.67	0.03	-0.16
R20/30		W117/30	24.52	18.91	5.61	22.88	18.99	5.53	22.55	-0.08	0.33
R20/30		W118/30	18.70	16.48	2.22	11.87	16.56	2.14	11.44	-0.08	0.43
R20/30		W119/30	24.15	18.60	5.55	22.98	18.69	5.46	22.61	-0.09	0.37
R20/30		W120/30	21.66	17.77	3.89	17.96	17.87	3.79	17.50	-0.10	0.46
R20/31		W39/31	34.52	19.99	14.53	42.09	20.08	14.44	41.83	-0.09	0.26
R20/31		W40/31	34.01	19.83	14.18	41.69	19.94	14.07	41.37	-0.11	0.32
R23/32		W27/32	16.74	3.46	13.28	79.33	3.55	13.19	78.79	-0.09	0.54
R16/34		W28/34	84.53	74.66	9.87	11.68	74.76	9.77	11.56	-0.10	0.12
R16/34		W29/34	86.38	83.39	2.99	3.46	83.39	2.99	3.46	0.00	0.00
54A-D ROSEMONT ROAD											
R1/40		W1/40	15.26	5.46	9.80	64.22	5.44	9.81	64.33	0.02	-0.11
R1/40		W2/40	17.76	6.82	10.94	61.60	6.78	10.97	61.80	0.04	-0.20
R2/40		W3/40	34.13	20.60	13.53	39.64	20.59	13.53	39.65	0.01	-0.01
R3/40		W4/40	35.82	20.97	14.85	41.46	21.02	14.79	41.30	-0.05	0.16
R1/41		W1/41	23.59	9.47	14.12	59.86	9.54	14.05	59.56	-0.07	0.30
R1/41		W2/41	23.54	9.15	14.39	61.13	9.20	14.34	60.92	-0.05	0.21
R2/41		W3/41	36.88	22.79	14.09	38.20	22.78	14.10	38.23	0.01	-0.03
R3/41		W4/41	37.74	23.12	14.62	38.74	23.17	14.57	38.61	-0.05	0.13
R1/42		W1/42	38.70	24.93	13.77	35.58	25.00	13.69	35.38	-0.07	0.20
R1/42		W2/42	38.86	24.77	14.09	36.26	24.85	14.01	36.05	-0.08	0.21
R2/42		W3/42	38.95	24.89	14.06	36.10	24.95	14.00	35.94	-0.06	0.15
R3/42		W4/42	38.93	24.86	14.07	36.14	24.91	14.02	36.01	-0.05	0.13
R1/43		W1/43	37.45	24.99	12.46	33.27	25.06	12.39	33.08	-0.07	0.19
R1/43		W2/43	35.63	23.54	12.09	33.93	23.62	12.01	33.71	-0.08	0.22
R1/43		W3/43	32.13	21.24	10.89	33.89	21.31	10.82	33.68	-0.07	0.22
R1/43		W4/43	24.72	16.91	7.81	31.59	16.99	7.73	31.27	-0.08	0.32
R2/43		W5/43	39.14	26.01	13.13	33.55	26.08	13.06	33.37	-0.07	0.18
R3/43		W6/43	39.13	25.97	13.16	33.63	26.03	13.10	33.48	-0.06	0.15
48 ROSEMONT ROAD											
R1/50	KD	W1/50	22.65	7.70	14.95	66.00	7.75	14.89	65.77	-0.05	0.24
R1/50	KD	W2/50	19.74	4.89	14.85	75.23	4.92	14.81	75.06	-0.03	0.16
R1/50	KD	W3/50	20.43	6.01	14.42	70.58	6.02	14.40	70.52	-0.01	0.06
R2/51	RECEPTION	W1/51	20.32	14.75	5.57	27.41	14.84	5.48	26.97	-0.09	0.44
R2/51	RECEPTION	W2/51	38.58	23.38	15.20	39.40	23.42	15.16	39.29	-0.04	0.10
R2/51	RECEPTION	W3/51	9.62	6.16	3.46	35.97	6.16	3.46	35.97	0.00	0.00
R1/52	BEDROOM	W1/52	38.80	24.62	14.18	36.55	24.66	14.14	36.44	-0.04	0.10
R1/53	BEDROOM	W1/53	29.47	19.20	10.27	34.85	19.19	10.28	34.88	0.01	-0.03
R1/53	BEDROOM	W2/53	33.31	21.80	11.51	34.55	21.79	11.52	34.58	0.01	-0.03
R1/53	BEDROOM	W3/53	21.01	9.79	11.22	53.40	9.78	11.23	53.45	0.01	-0.05
R1/53	BEDROOM	W4/53	34.43	22.36	12.07	35.06	22.40	12.03	34.94	-0.04	0.12
46 ROSEMONT ROAD											
R2/50	KD	W4/50	20.11	5.83	14.28	71.01	5.83	14.26	70.98	0.00	0.03
R2/50	KD	W5/50	18.92	4.27	14.65	77.43	4.31	14.60	77.21	-0.04	0.22
R2/50	KD	W6/50	20.18	5.67	14.51	71.90	5.67	14.49	71.88	0.00	0.03
R1/51	RECEPTION	W4/51	9.69	6.83	2.86	29.51	6.85	2.84	29.31	-0.02	0.21
R1/51	RECEPTION	W5/51	38.54	23.10	15.44	40.06	23.13	15.40	39.97	-0.03	0.09
R1/51	RECEPTION	W6/51	9.59	6.11	3.48	36.29	6.11	3.48	36.29	0.00	0.00
R2/52	BEDROOM	W2/52	38.86	24.76	14.10	36.28	24.81	14.05	36.16	-0.05	0.13



DAYLIGHT Analysis
 O2 Centre, Finchley, Camden, London
 Proposed Scheme vs Proposed Scheme (Cumulative) 06-01-25 Phase 1 and Consented Phase 2,3

DAYLIGHT

Room	Room Use	Window	Existing VSC	Proposed VSC	Loss	%Loss	Proposed VSC	Loss	%Loss	2024 Proposed VSC vs 2024 Proposed Cumulative VSC	2024 Proposed VSC vs 2024 Proposed Cumulative VSC (% Loss)
R2/53	BEDROOM	W5/53	36.18	23.89	12.29	33.97	23.94	12.24	33.83	-0.05	0.14
R2/53	BEDROOM	W6/53	36.97	24.08	12.89	34.87	24.14	12.83	34.70	-0.06	0.16
R2/53	BEDROOM	W7/53	22.82	10.16	12.66	55.48	10.22	12.59	55.20	-0.06	0.28
R2/53	BEDROOM	W8/53	36.27	23.59	12.68	34.96	23.64	12.63	34.82	-0.05	0.14
44 ROSEMONT ROAD											
R3/50	KD	W7/50	20.07	5.54	14.53	72.40	5.53	14.52	72.42	0.01	-0.02
R3/50	KD	W8/50	18.91	4.03	14.88	78.69	4.05	14.85	78.57	-0.02	0.12
R3/50	KD	W9/50	20.09	5.68	14.41	71.73	5.68	14.39	71.70	0.00	0.03
R3/51	RECEPTION	W7/51	9.82	6.87	2.95	30.04	6.88	2.94	29.94	-0.01	0.10
R3/51	RECEPTION	W8/51	38.50	23.18	15.32	39.79	23.23	15.27	39.66	-0.05	0.13
R3/51	RECEPTION	W9/51	9.63	6.17	3.46	35.93	6.17	3.46	35.93	0.00	0.00
R3/52	BEDROOM	W3/52	38.84	24.54	14.30	36.82	24.59	14.25	36.69	-0.05	0.13
R3/53	BEDROOM	W9/53	36.17	23.86	12.31	34.03	23.90	12.27	33.92	-0.04	0.11
R3/53	BEDROOM	W10/53	37.01	24.09	12.92	34.91	24.16	12.85	34.72	-0.07	0.19
R3/53	BEDROOM	W11/53	22.88	10.10	12.78	55.86	10.17	12.71	55.55	-0.07	0.31
R3/53	BEDROOM	W12/53	36.33	23.34	12.99	35.76	23.39	12.94	35.62	-0.05	0.14
42 ROSEMONT ROAD											
R4/50	KD	W10/50	20.04	5.76	14.28	71.26	5.74	14.28	71.33	0.02	-0.07
R4/50	KD	W11/50	18.85	3.87	14.98	79.47	3.88	14.96	79.41	-0.01	0.06
R4/50	KD	W12/50	19.96	5.33	14.63	73.30	5.32	14.62	73.32	0.01	-0.02
R4/51	RECEPTION	W10/51	9.89	6.98	2.91	29.42	6.98	2.91	29.42	0.00	0.00
R4/51	RECEPTION	W11/51	38.46	22.96	15.50	40.30	22.98	15.47	40.23	-0.02	0.07
R4/51	RECEPTION	W12/51	9.07	5.74	3.33	36.71	5.74	3.33	36.71	0.00	0.00
R4/52	BEDROOM	W4/52	38.79	24.37	14.42	37.17	24.41	14.37	37.06	-0.04	0.12
R4/53	BEDROOM	W13/53	36.23	23.61	12.62	34.83	23.65	12.58	34.72	-0.04	0.11
R4/53	BEDROOM	W14/53	37.01	24.08	12.93	34.94	24.13	12.88	34.80	-0.05	0.14
R4/53	BEDROOM	W15/53	22.87	10.08	12.79	55.92	10.13	12.74	55.71	-0.05	0.22
R4/53	BEDROOM	W16/53	36.36	23.30	13.06	35.92	23.34	13.02	35.81	-0.04	0.11
40 ROSEMONT ROAD											
R5/50	KD	W13/50	19.91	5.61	14.30	71.82	5.59	14.30	71.90	0.02	-0.07
R5/50	KD	W14/50	18.78	3.95	14.83	78.97	3.95	14.82	78.96	0.00	0.01
R5/50	KD	W15/50	20.07	5.18	14.89	74.19	5.19	14.86	74.11	-0.01	0.08
R5/51	RECEPTION	W13/51	9.33	6.48	2.85	30.55	6.46	2.87	30.76	0.02	-0.21
R5/51	RECEPTION	W14/51	38.38	22.82	15.56	40.54	22.84	15.53	40.47	-0.02	0.07
R5/51	RECEPTION	W15/51	9.50	6.21	3.29	34.63	6.21	3.29	34.63	0.00	0.00
R5/52	BEDROOM	W5/52	38.70	24.38	14.32	37.00	24.42	14.28	36.90	-0.04	0.10
R5/53	BEDROOM	W17/53	36.07	23.52	12.55	34.79	23.56	12.51	34.68	-0.04	0.11
R5/53	BEDROOM	W18/53	36.96	23.99	12.97	35.09	24.03	12.93	34.98	-0.04	0.11
R5/53	BEDROOM	W19/53	22.84	9.98	12.86	56.30	10.02	12.82	56.13	-0.04	0.18
R5/53	BEDROOM	W20/53	36.28	23.39	12.89	35.53	23.43	12.85	35.42	-0.04	0.11
38 ROSEMONT ROAD											
R6/50	KD	W16/50	20.05	5.68	14.37	71.67	5.67	14.36	71.69	0.01	-0.02
R6/50	KD	W17/50	18.78	4.10	14.68	78.17	4.09	14.67	78.20	-0.01	-0.03
R6/50	KD	W18/50	19.82	5.39	14.43	72.81	5.40	14.40	72.73	-0.01	0.08
R6/51	RECEPTION	W16/51	9.82	6.84	2.98	30.35	6.83	2.99	30.45	0.01	-0.10
R6/51	RECEPTION	W17/51	38.26	23.09	15.17	39.65	23.11	15.13	39.57	-0.02	0.08
R6/51	RECEPTION	W18/51	9.20	6.06	3.14	34.13	6.06	3.14	34.13	0.00	0.00
R6/52	BEDROOM	W6/52	38.57	24.40	14.17	36.74	24.44	14.13	36.63	-0.04	0.10
R6/53	BEDROOM	W21/53	36.09	23.68	12.41	34.39	23.71	12.38	34.30	-0.03	0.08
R6/53	BEDROOM	W22/53	36.81	23.88	12.93	35.13	23.91	12.90	35.04	-0.03	0.08
R6/53	BEDROOM	W23/53	22.76	9.95	12.81	56.28	9.98	12.78	56.15	-0.03	0.13
R6/53	BEDROOM	W24/53	33.52	21.49	12.03	35.89	21.53	11.99	35.77	-0.04	0.12
36 ROSEMONT ROAD											
R7/50	KD	W19/50	19.73	5.75	13.98	70.86	5.75	13.98	70.86	0.00	0.00
R7/50	KD	W20/50	18.60	4.34	14.26	76.67	4.35	14.25	76.61	-0.01	0.05
R7/50	KD	W21/50	19.66	5.68	13.98	71.11	5.69	13.97	71.06	-0.01	0.05
R7/51	RECEPTION	W19/51	9.53	6.63	2.90	30.43	6.62	2.91	30.54	0.01	-0.10
R7/51	RECEPTION	W20/51	38.05	23.09	14.96	39.32	23.10	14.94	39.27	-0.01	0.04
R7/51	RECEPTION	W21/51	9.09	6.03	3.06	33.66	6.03	3.06	33.66	0.00	0.00
R7/52	BEDROOM	W7/52	38.19	24.29	13.90	36.40	24.33	13.86	36.29	-0.04	0.10
R7/53	BEDROOM	W25/53	35.90	23.66	12.24	34.09	23.69	12.21	34.01	-0.03	0.08
R7/53	BEDROOM	W26/53	36.71	24.04	12.67	34.51	24.08	12.63	34.40	-0.04	0.11
R7/53	BEDROOM	W27/53	22.61	10.05	12.56	55.55	10.08	12.53	55.42	-0.03	0.13
R7/53	BEDROOM	W28/53	36.26	23.63	12.63	34.83	23.67	12.59	34.72	-0.04	0.11
34 ROSEMONT ROAD											
R8/50	KD	W22/50	19.33	5.51	13.82	71.50	5.51	13.82	71.50	0.00	0.00
R8/50	KD	W23/50	17.99	4.00	13.99	77.77	4.01	13.98	77.71	-0.01	0.06
R8/50	KD	W24/50	18.84	5.32	13.52	71.76	5.34	13.50	71.66	-0.02	0.11
R8/51	RECEPTION	W22/51	9.46	6.57	2.89	30.55	6.56	2.90	30.66	0.01	-0.11
R8/51	RECEPTION	W23/51	37.30	22.48	14.82	39.73	22.50	14.80	39.68	-0.02	0.05



DAYLIGHT Analysis
 O2 Centre, Finchley, Camden, London
 Proposed Scheme vs Proposed Scheme (Cumulative) 06-01-25 Phase 1 and Consented Phase 2,3

DAYLIGHT

Room	Room Use	Window	Existing VSC	Proposed VSC	Loss	%Loss	Proposed VSC	Loss	%Loss	2024 Proposed VSC vs 2024 Proposed Cumulative VSC	2024 Proposed VSC vs 2024 Proposed Cumulative VSC (% Loss)
R8/51	RECEPTION	W24/51	7.93	5.05	2.88	36.32	5.05	2.88	36.32	0.00	0.00
R8/52	BEDROOM	W8/52	36.72	23.06	13.66	37.20	23.09	13.63	37.12	-0.03	0.08
R8/53	BEDROOM	W29/53	34.99	23.32	11.67	33.35	23.34	11.65	33.30	-0.02	0.06
R8/53	BEDROOM	W30/53	35.60	23.68	11.92	33.48	23.71	11.89	33.40	-0.03	0.08
R8/53	BEDROOM	W31/53	21.98	9.93	12.05	54.82	9.96	12.02	54.69	-0.03	0.14
R8/53	BEDROOM	W32/53	35.16	23.30	11.86	33.73	23.34	11.82	33.62	-0.04	0.11
32 ROSEMONT ROAD											
R9/50	KD	W25/50	17.49	5.20	12.29	70.27	5.21	12.28	70.21	-0.01	0.06
R9/50	KD	W26/50	14.95	3.76	11.19	74.85	3.76	11.19	74.85	0.00	0.00
R9/50	KD	W27/50	12.81	3.46	9.35	72.99	3.48	9.33	72.83	-0.02	0.16
R9/51	RECEPTION	W25/51	8.60	5.83	2.77	32.21	5.83	2.77	32.21	0.00	0.00
R9/51	RECEPTION	W26/51	32.04	18.80	13.24	41.32	18.82	13.22	41.26	-0.02	0.06
R9/51	RECEPTION	W27/51	0.18	0.16	0.02	11.11	0.16	0.02	11.11	0.00	0.00
R9/52	BEDROOM	W9/52	29.01	18.49	10.52	36.26	18.53	10.48	36.13	-0.04	0.14
R9/53	BEDROOM	W33/53	30.28	20.83	9.45	31.21	20.85	9.43	31.14	-0.02	0.07
R9/53	BEDROOM	W34/53	28.66	19.94	8.72	30.43	19.97	8.69	30.32	-0.03	0.10
R9/53	BEDROOM	W35/53	17.93	8.72	9.21	51.37	8.75	9.18	51.20	-0.03	0.17
R9/53	BEDROOM	W36/53	25.11	17.71	7.40	29.47	17.74	7.37	29.35	-0.03	0.12
30 ROSEMONT ROAD											
R1/60		W1/60	24.78	18.89	5.89	23.77	18.95	5.83	23.53	-0.06	0.24
R1/60		W2/60	37.80	22.69	15.11	39.97	22.67	15.08	39.95	0.02	0.03
R2/60		W3/60	37.66	22.70	14.96	39.72	22.65	14.94	39.74	0.05	-0.02
R2/60		W4/60	22.39	18.74	3.65	16.30	18.50	3.65	16.48	0.24	-0.18
R2/60		W5/60	16.22	12.81	3.41	21.02	12.61	3.39	21.19	0.20	-0.16
R2/60		W6/60	12.67	9.59	3.08	24.31	9.33	3.08	24.82	0.26	-0.51
R2/60		W7/60	0.03	0.00	0.03	100.00	0.00	0.03	100.00	0.00	0.00
R2/60		W8/60	14.62	12.32	2.30	15.73	12.07	2.28	15.89	0.25	-0.16
R3/60		W9/60	25.78	23.64	2.14	8.30	23.45	2.09	8.18	0.19	0.12
R1/61		W1/61	27.86	22.26	5.60	20.10	22.31	5.55	19.92	-0.05	0.18
R1/61		W2/61	38.21	23.60	14.61	38.24	23.60	14.58	38.19	0.00	0.05
R2/61		W3/61	38.08	23.58	14.50	38.08	23.56	14.48	38.07	0.02	0.01
R2/61		W4/61	22.76	19.15	3.61	15.86	19.00	3.61	15.97	0.15	-0.11
R2/61		W5/61	19.28	15.91	3.37	17.48	15.78	3.36	17.55	0.13	-0.08
R2/61		W6/61	16.66	13.48	3.18	19.09	13.32	3.17	19.22	0.16	-0.14
R2/61		W7/61	0.03	0.00	0.03	100.00	0.00	0.03	100.00	0.00	0.00
R2/61		W8/61	18.61	15.94	2.67	14.35	15.78	2.66	14.43	0.16	-0.08
R3/61		W9/61	28.38	26.29	2.09	7.36	26.16	2.06	7.30	0.13	0.06
R1/62		W1/62	31.56	26.24	5.32	16.86	26.30	5.26	16.67	-0.06	0.19
R1/62		W2/62	38.56	24.48	14.08	36.51	24.50	14.05	36.45	-0.02	0.07
R2/62		W3/62	38.46	24.44	14.02	36.45	24.44	14.00	36.42	0.00	0.03
R2/62		W4/62	23.16	19.59	3.57	15.41	19.51	3.57	15.47	0.08	-0.05
R2/62		W5/62	21.09	17.76	3.33	15.79	17.70	3.32	15.79	0.06	-0.01
R2/62		W6/62	18.53	15.40	3.13	16.89	15.33	3.13	16.96	0.07	-0.06
R2/62		W7/62	0.05	0.00	0.05	100.00	0.00	0.05	100.00	0.00	0.00
R2/62		W8/62	20.63	17.89	2.74	13.28	17.81	2.74	13.33	0.08	-0.05
R3/62		W9/62	31.81	29.66	2.15	6.76	29.60	2.15	6.77	0.06	-0.01
R1/63		W1/63	36.97	32.03	4.94	13.36	32.10	4.87	13.17	-0.07	0.19
R1/63		W2/63	38.85	25.46	13.39	34.47	25.49	13.35	34.37	-0.03	0.09
R2/63		W3/63	38.58	25.24	13.34	34.58	25.23	13.35	34.60	0.01	-0.03
R2/63		W4/63	23.80	20.29	3.51	14.75	20.27	3.51	14.76	0.02	-0.01
R2/63		W5/63	36.71	33.43	3.28	8.93	33.41	3.27	8.91	0.02	0.02
R2/63		W6/63	33.43	33.43	0.00	8.76	33.41	0.02	8.77	0.02	0.00
R2/63		W7/63	37.20	34.02	3.18	8.55	34.00	3.18	8.55	0.02	0.00
R2/63		W8/63	36.56	33.38	3.18	8.70	33.35	3.18	8.71	0.03	-0.01
R3/63		W9/63	27.46	27.46	0.00	0.00	27.44	0.00	0.00	0.02	0.00
R3/63		W10/63	34.59	32.37	2.22	6.42	32.34	2.22	6.42	0.03	-0.01
R3/63		W11/63	35.32	33.31	2.01	5.69	33.29	2.01	5.69	0.02	0.00
R1/65		W1/65	23.61	23.24	0.37	1.57	23.05	0.34	1.45	0.19	0.11
R1/66		W1/66	25.67	25.28	0.39	1.52	25.17	0.37	1.45	0.11	0.07
R1/67		W1/67	27.79	27.44	0.35	1.26	27.39	0.35	1.26	0.05	0.00
26 ROSEMONT ROAD											
R1/80	LKD	W1/80	13.47	10.24	3.23	23.98	10.15	3.22	24.08	0.09	-0.10
R1/81	RECEPTION	W1/81	16.70	13.03	3.67	21.98	12.98	3.66	22.00	0.05	-0.02
R1/82	BEDROOM	W1/82	19.80	16.04	3.76	18.99	16.02	3.76	19.01	0.02	-0.02
R1/83	BEDROOM	W1/83	28.96	25.26	3.70	12.78	25.29	3.66	12.64	-0.03	0.13
R1/83	BEDROOM	W2/83	29.69	25.23	4.46	15.02	25.27	4.42	14.89	-0.04	0.13
R1/83	BEDROOM	W3/83	29.73	24.70	5.03	16.92	24.72	5.01	16.85	-0.02	0.07
24C ROSEMONT ROAD											



DAYLIGHT Analysis
 O2 Centre, Finchley, Camden, London
 Proposed Scheme vs Proposed Scheme (Cumulative) 06-01-25 Phase 1 and Consented Phase 2,3

DAYLIGHT

Room	Room Use	Window	Existing VSC	Proposed VSC	Loss	%Loss	Proposed VSC	Loss	%Loss	2024 Proposed VSC vs 2024 Proposed Cumulative VSC	2024 Proposed VSC vs 2024 Proposed Cumulative VSC (% Loss)
R2/80	LKD	W2/80	9.79	4.43	5.36	54.75	4.37	5.33	54.95	0.06	-0.20
R2/80	LKD	W3/80	10.79	5.39	5.40	50.05	5.31	5.36	50.23	0.08	-0.19
R2/80	LKD	W4/80	13.70	8.34	5.36	39.12	8.27	5.33	39.19	0.07	-0.07
R2/81	RECEPTION	W2/81	22.91	17.63	5.28	23.05	17.57	5.27	23.07	0.06	-0.03
R2/81	RECEPTION	W3/81	24.42	18.99	5.43	22.24	18.93	5.42	22.26	0.06	-0.02
R2/81	RECEPTION	W4/81	25.83	20.32	5.51	21.33	20.27	5.49	21.31	0.05	0.02
R2/82	BEDROOM	W2/82	28.74	23.06	5.68	19.76	23.04	5.67	19.75	0.02	0.01
R2/83	BEDROOM	W4/83	32.53	26.35	6.18	19.00	26.34	6.18	19.00	0.01	-0.01
R2/83	BEDROOM	W5/83	33.61	26.97	6.64	19.76	26.99	6.61	19.67	-0.02	0.08
R2/83	BEDROOM	W6/83	33.63	26.79	6.84	20.34	26.81	6.82	20.28	-0.02	0.06
24B ROSEMONT ROAD											
R1/90	LKD	W1/90	13.79	6.76	7.03	50.98	6.68	7.00	51.17	0.08	-0.19
R1/90	LKD	W2/90	14.12	6.70	7.42	52.55	6.61	7.38	52.75	0.09	-0.20
R1/90	LKD	W3/90	16.64	9.19	7.45	44.77	9.10	7.44	44.98	0.09	-0.21
R1/91	RECEPTION	W1/91	29.86	22.82	7.04	23.58	22.76	7.03	23.60	0.06	-0.02
R1/91	RECEPTION	W2/91	30.83	23.33	7.50	24.33	23.27	7.49	24.35	0.06	-0.02
R1/91	RECEPTION	W3/91	31.66	23.95	7.71	24.35	23.89	7.70	24.37	0.06	-0.02
R1/92	BEDROOM	W1/92	34.27	26.54	7.73	22.56	26.52	7.73	22.57	0.02	-0.01
R1/93	BEDROOM	W1/93	35.64	27.64	8.00	22.45	27.65	7.98	22.40	-0.01	0.05
R1/93	BEDROOM	W2/93	35.78	27.51	8.27	23.11	27.54	8.24	23.03	-0.03	0.08
R1/93	BEDROOM	W3/93	34.32	25.97	8.35	24.33	25.99	8.33	24.27	-0.02	0.06
24A ROSEMONT ROAD											
R2/90	LKD	W4/90	17.02	8.78	8.24	48.41	8.68	8.20	48.58	0.10	-0.16
R2/90	LKD	W5/90	16.26	7.53	8.73	53.69	7.43	8.69	53.91	0.10	-0.22
R2/90	LKD	W6/90	18.84	10.11	8.73	46.34	10.02	8.68	46.42	0.09	-0.08
R2/91	RECEPTION	W4/91	33.71	25.21	8.50	25.22	25.14	8.49	25.25	0.07	-0.03
R2/91	RECEPTION	W5/91	34.17	25.59	8.58	25.11	25.52	8.56	25.12	0.07	-0.01
R2/91	RECEPTION	W6/91	34.55	25.70	8.85	25.62	25.64	8.82	25.59	0.06	0.02
R2/92	BEDROOM	W2/92	36.29	27.72	8.57	23.62	27.70	8.55	23.59	0.02	0.03
R2/93	BEDROOM	W4/93	34.65	26.25	8.40	24.24	26.24	8.39	24.23	0.01	0.01
R2/93	BEDROOM	W5/93	36.48	27.67	8.81	24.15	27.68	8.79	24.10	-0.01	0.05
R2/93	BEDROOM	W6/93	36.43	27.44	8.99	24.68	27.46	8.97	24.62	-0.02	0.05
22C ROSEMONT ROAD											
R1/100	LKD	W1/100	18.95	9.71	9.24	48.76	9.61	9.19	48.88	0.10	-0.12
R1/100	LKD	W2/100	16.95	7.36	9.59	56.58	7.25	9.54	56.82	0.11	-0.24
R1/100	LKD	W3/100	19.19	9.73	9.46	49.30	9.61	9.42	49.50	0.12	-0.20
R1/101	RECEPTION	W1/101	35.77	26.45	9.32	26.06	26.37	9.30	26.07	0.08	-0.02
R1/101	RECEPTION	W2/101	35.95	26.52	9.43	26.23	26.44	9.40	26.23	0.08	0.00
R1/101	RECEPTION	W3/101	36.18	26.56	9.62	26.59	26.48	9.59	26.59	0.08	0.00
R1/102	BEDROOM	W1/102	37.31	28.01	9.30	24.93	28.00	9.26	24.85	0.01	0.07
R1/103	BEDROOM	W1/103	36.96	27.88	9.08	24.57	27.88	9.06	24.53	0.00	0.04
R1/103	BEDROOM	W2/103	36.97	27.75	9.22	24.94	27.78	9.19	24.86	-0.03	0.08
R1/103	BEDROOM	W3/103	35.63	26.51	9.12	25.60	26.53	9.10	25.54	-0.02	0.06
22B ROSEMONT ROAD											
R2/100	LKD	W4/100	18.61	8.82	9.79	52.61	8.72	9.72	52.71	0.10	-0.11
R2/100	LKD	W5/100	17.39	7.72	9.67	55.61	7.60	9.59	55.79	0.12	-0.18
R2/100	LKD	W6/100	20.46	10.57	9.89	48.34	10.45	9.82	48.45	0.12	-0.11
R2/101	RECEPTION	W4/101	36.59	26.76	9.83	26.87	26.68	9.80	26.86	0.08	0.00
R2/101	RECEPTION	W5/101	36.73	27.02	9.71	26.44	26.93	9.68	26.44	0.09	0.00
R2/101	RECEPTION	W6/101	36.80	26.85	9.95	27.04	26.76	9.92	27.04	0.09	-0.01
R2/102	BEDROOM	W2/102	37.67	28.16	9.51	25.25	28.14	9.48	25.20	0.02	0.05
R2/103	BEDROOM	W4/103	36.35	27.48	8.87	24.40	27.46	8.87	24.42	0.02	-0.01
R2/103	BEDROOM	W5/103	36.99	27.88	9.11	24.63	27.90	9.08	24.55	-0.02	0.07
R2/103	BEDROOM	W6/103	36.15	26.85	9.30	25.73	26.87	9.28	25.67	-0.02	0.06
22A ROSEMONT ROAD											
R1/110	LKD	W1/110	19.57	9.86	9.71	49.62	9.75	9.61	49.64	0.11	-0.02
R1/110	LKD	W2/110	17.92	8.03	9.89	55.19	7.90	9.82	55.42	0.13	-0.23
R1/110	LKD	W3/110	20.48	10.37	10.11	49.37	10.24	10.01	49.43	0.13	-0.07
R1/111	RECEPTION	W1/111	36.94	27.04	9.90	26.80	26.95	9.86	26.79	0.09	0.01
R1/111	RECEPTION	W2/111	36.81	26.88	9.93	26.98	26.78	9.90	26.99	0.10	-0.01
R1/111	RECEPTION	W3/111	36.56	26.43	10.13	27.71	26.34	10.09	27.70	0.09	0.01
R1/112	BEDROOM	W1/112	36.91	27.17	9.74	26.39	27.14	9.71	26.35	0.03	0.04
R1/113	BEDROOM	W1/113	36.95	27.97	8.98	24.30	27.94	8.98	24.32	0.03	-0.02
R1/113	BEDROOM	W2/113	37.21	27.91	9.30	24.99	27.92	9.27	24.93	-0.01	0.07
R1/113	BEDROOM	W3/113	36.25	26.91	9.34	25.77	26.93	9.32	25.71	-0.02	0.06
20C ROSEMONT ROAD											
R2/110	LKD	W4/110	19.95	10.05	9.90	49.62	9.91	9.80	49.72	0.14	-0.10
R2/110	LKD	W5/110	18.33	8.18	10.15	55.37	8.03	10.04	55.56	0.15	-0.19



DAYLIGHT Analysis
 O2 Centre, Finchley, Camden, London
 Proposed Scheme vs Proposed Scheme (Cumulative) 06-01-25 Phase 1 and Consented Phase 2,3

DAYLIGHT

Room	Room Use	Window	Existing VSC	Proposed VSC	Loss	%Loss	Proposed VSC	Loss	%Loss	2024 Proposed VSC vs 2024 Proposed Cumulative VSC	2024 Proposed VSC vs 2024 Proposed Cumulative VSC (% Loss)
R2/110	LKD	W6/110	20.22	10.18	10.04	49.65	10.04	9.91	49.67	0.14	-0.02
R2/111	RECEPTION	W4/111	37.17	27.04	10.13	27.25	26.95	10.08	27.22	0.09	0.03
R2/111	RECEPTION	W5/111	37.25	27.18	10.07	27.03	27.09	10.01	26.98	0.09	0.05
R2/111	RECEPTION	W6/111	37.25	27.03	10.22	27.44	26.94	10.16	27.39	0.09	0.05
R2/112	BEDROOM	W2/112	37.99	28.17	9.82	25.85	28.14	9.77	25.77	0.03	0.08
R2/113	BEDROOM	W4/113	36.11	27.42	8.69	24.07	27.40	8.68	24.06	0.02	0.01
R2/113	BEDROOM	W5/113	37.06	27.99	9.07	24.47	27.99	9.04	24.41	0.00	0.06
R2/113	BEDROOM	W6/113	36.36	27.12	9.24	25.41	27.14	9.22	25.36	-0.02	0.06
20B ROSEMONT ROAD											
R1/120	LKD	W1/120	20.39	10.56	9.83	48.21	10.41	9.71	48.26	0.15	-0.05
R1/120	LKD	W2/120	18.50	8.43	10.07	54.43	8.28	9.96	54.61	0.15	-0.17
R1/120	LKD	W3/120	20.24	10.34	9.90	48.91	10.19	9.74	48.87	0.15	0.04
R1/121	RECEPTION	W1/121	37.28	27.25	10.03	26.90	27.16	9.98	26.87	0.09	0.03
R1/121	RECEPTION	W2/121	37.19	27.12	10.07	27.08	27.03	10.01	27.02	0.09	0.05
R1/121	RECEPTION	W3/121	37.07	27.11	9.96	26.87	27.02	9.89	26.79	0.09	0.07
R1/122	BEDROOM	W1/122	37.93	28.15	9.78	25.78	28.11	9.75	25.75	0.04	0.03
R1/123	BEDROOM	W1/123	36.88	28.07	8.81	23.89	28.03	8.81	23.91	0.04	-0.03
R1/123	BEDROOM	W2/123	37.23	28.08	9.15	24.58	28.08	9.12	24.52	0.00	0.06
R1/123	BEDROOM	W3/123	36.21	27.05	9.16	25.30	27.08	9.12	25.19	-0.03	0.10
20A ROSEMONT ROAD											
R2/120	LKD	W4/120	20.89	10.81	10.08	48.25	10.67	9.90	48.13	0.14	0.12
R2/120	LKD	W5/120	18.50	8.40	10.10	54.59	8.32	9.93	54.41	0.08	0.18
R2/120	LKD	W6/120	17.38	7.43	9.95	57.25	7.44	9.83	56.92	-0.01	0.33
R2/121	RECEPTION	W4/121	36.00	25.88	10.12	28.11	25.78	10.04	28.03	0.10	0.08
R2/121	RECEPTION	W5/121	34.76	24.67	10.09	29.03	24.63	10.01	28.90	0.04	0.13
R2/121	RECEPTION	W6/121	31.84	22.02	9.82	30.84	22.03	9.81	30.81	-0.01	0.03
R2/122	BEDROOM	W2/122	35.55	25.78	9.77	27.48	25.78	9.73	27.40	0.00	0.08
R2/123	BEDROOM	W4/123	34.40	25.93	8.47	24.62	25.93	8.47	24.62	0.00	0.00
R2/123	BEDROOM	W5/123	34.11	25.36	8.75	25.65	25.38	8.73	25.59	-0.02	0.06
R2/123	BEDROOM	W6/123	30.86	22.53	8.33	26.99	22.55	8.31	26.93	-0.02	0.06
16 ROSEMONT ROAD											
R3/130		W5/130	36.73	26.79	9.94	27.06	26.35	9.63	26.76	0.44	0.30
R3/130		W6/130	36.62	26.80	9.82	26.82	26.33	9.45	26.41	0.47	0.40
R3/130		W7/130	36.61	26.95	9.66	26.39	26.44	9.31	26.04	0.51	0.34
R4/130		W8/130	0.77	0.77	0.00	0.00	0.77	0.00	0.00	0.00	0.00
R3/131		W5/131	37.42	27.78	9.64	25.76	27.56	9.53	25.69	0.22	0.07
R3/131		W6/131	37.36	27.98	9.38	25.11	27.74	9.26	25.03	0.24	0.08
R4/131		W7/131	19.49	16.55	2.94	15.08	16.35	2.85	14.84	0.20	0.24
R3/132		W5/132	37.98	28.71	9.27	24.41	28.62	9.22	24.37	0.09	0.04
R3/132		W6/132	37.94	28.91	9.03	23.80	28.81	8.98	23.76	0.10	0.04
R4/132		W7/132	20.51	17.51	3.00	14.63	17.40	2.97	14.58	0.11	0.05
R3/133		W5/133	37.42	28.68	8.74	23.36	28.63	8.73	23.37	0.05	-0.01
R3/133		W6/133	37.22	28.71	8.51	22.86	28.66	8.49	22.85	0.05	0.01
14 ROSEMONT ROAD											
R1/141	BEDROOM	W1/141	31.20	26.17	5.03	16.12	26.01	5.00	16.12	0.16	0.00
R2/141	DINING	W2/141	34.91	28.79	6.12	17.53	28.60	6.07	17.51	0.19	0.02
R3/141	BEDROOM	W3/141	36.44	29.93	6.51	17.86	29.74	6.44	17.80	0.19	0.07
R5/141	LK	W4/141	62.26	59.60	2.66	4.27	59.59	2.66	4.27	0.01	0.00
R5/141	LK	W5/141	71.56	67.54	4.02	5.62	67.45	4.02	5.62	0.09	-0.01
R5/141	LK	W7/141	29.25	29.25	0.00	0.00	29.25	0.00	0.00	0.00	0.00
R5/141	LK	W8/141	29.23	29.23	0.00	0.00	29.23	0.00	0.00	0.00	0.00
R5/141	LK	W9/141	29.12	29.12	0.00	0.00	29.12	0.00	0.00	0.00	0.00
12 ROSEMONT ROAD											
R1/150	LIVINGROOM	W1/150	35.66	28.86	6.80	19.07	28.44	6.58	18.79	0.42	0.28
R1/150	LIVINGROOM	W2/150	35.58	28.84	6.74	18.94	28.41	6.50	18.62	0.43	0.32
R1/150	LIVINGROOM	W4/150	24.30	24.30	0.00	0.00	24.30	0.00	0.00	0.00	0.00
R1/150	LIVINGROOM	W5/150	24.33	24.33	0.00	0.00	24.33	0.00	0.00	0.00	0.00
R1/150	LIVINGROOM	W6/150	24.33	24.33	0.00	0.00	24.33	0.00	0.00	0.00	0.00
R1/150	LIVINGROOM	W7/150	24.34	24.34	0.00	0.00	24.34	0.00	0.00	0.00	0.00
R2/150	HOBBYROOM	W3/150	35.31	28.91	6.40	18.13	28.39	6.18	17.88	0.52	0.25
R1/151	BEDROOM	W1/151	36.85	30.28	6.57	17.83	30.06	6.46	17.69	0.22	0.14
R3/151	CONSERVATORY	W3/151	37.05	30.49	6.56	17.71	30.21	6.41	17.50	0.28	0.20
R3/151	CONSERVATORY	W4/151	37.07	30.80	6.27	16.91	30.50	6.14	16.76	0.30	0.16
R3/151	CONSERVATORY	W5/151	37.09	30.66	6.43	17.34	30.36	6.29	17.16	0.30	0.17
R3/151	CONSERVATORY	W6/151	37.12	30.77	6.35	17.11	30.45	6.21	16.94	0.32	0.17
R3/151	CONSERVATORY	W7/151	76.44	71.26	5.18	6.78	71.13	5.14	6.74	0.13	0.04
R3/151	CONSERVATORY	W8/151	78.45	73.51	4.94	6.30	73.39	4.94	6.31	0.12	-0.01



DAYLIGHT Analysis
 O2 Centre, Finchley, Camden, London
 Proposed Scheme vs Proposed Scheme (Cumulative) 06-01-25 Phase 1 and Consented Phase 2,3

DAYLIGHT

Room	Room Use	Window	Existing VSC	Proposed VSC	Loss	%Loss	Proposed VSC	Loss	%Loss	2024 Proposed VSC vs 2024 Proposed Cumulative VSC	2024 Proposed VSC vs 2024 Proposed Cumulative VSC (% Loss)
R3/151	CONSERVATORY	W9/151	77.80	73.04	4.76	6.12	72.94	4.76	6.13	0.10	-0.01
R3/151	CONSERVATORY	W10/151	77.07	72.01	5.06	6.57	71.88	5.04	6.55	0.13	0.01
R3/151	CONSERVATORY	W11/151	74.73	69.62	5.11	6.84	69.49	5.09	6.82	0.13	0.01
R3/151	CONSERVATORY	W12/151	63.12	57.93	5.19	8.22	57.94	5.15	8.16	-0.01	0.06
R3/151	CONSERVATORY	W13/151	73.93	69.05	4.88	6.60	69.06	4.87	6.59	-0.01	0.01
R3/151	CONSERVATORY	W14/151	72.75	67.82	4.93	6.78	67.71	4.93	6.79	0.11	-0.01
R1/152	BEDROOM	W1/152	35.24	30.21	5.03	14.27	30.08	5.02	14.30	0.13	-0.03
R1/152	BEDROOM	W2/152	35.54	29.79	5.75	16.18	29.67	5.74	16.21	0.12	-0.03
R1/152	BEDROOM	W5/152	35.62	35.62	0.00	0.00	35.62	0.00	0.00	0.00	0.00
10 ROSEMONT ROAD											
R3/160	STUDY	W3/160	35.71	29.65	6.06	16.97	28.98	5.83	16.75	0.67	0.22
R1/161	DINING	W1/161	37.34	31.28	6.06	16.23	30.98	5.92	16.04	0.30	0.19
R1/161	DINING	W2/161	37.22	31.19	6.03	16.20	30.85	5.87	15.99	0.34	0.22
R1/161	DINING	W3/161	37.21	31.32	5.89	15.83	30.95	5.73	15.62	0.37	0.21
R1/161	DINING	W4/161	37.17	31.29	5.88	15.82	30.91	5.74	15.66	0.38	0.16
R1/161	DINING	W5/161	37.16	31.34	5.82	15.66	30.97	5.64	15.41	0.37	0.26
R1/162	BEDROOM	W1/162	25.71	24.08	1.63	6.34	23.91	1.63	6.38	0.17	-0.04
R1/162	BEDROOM	W2/162	25.31	22.53	2.78	10.98	22.40	2.78	11.04	0.13	-0.06
R1/162	BEDROOM	W3/162	36.16	30.82	5.34	14.77	30.70	5.35	14.84	0.12	-0.07
R1/162	BEDROOM	W4/162	23.91	19.88	4.03	16.85	19.88	4.01	16.79	0.00	0.07
R1/162	BEDROOM	W13/162	36.13	36.13	0.00	0.00	36.13	0.00	0.00	0.00	0.00
R1/162	BEDROOM	W14/162	36.03	36.03	0.00	0.00	36.03	0.00	0.00	0.00	0.00
8 ROSEMONT ROAD											
R1/170	BEDROOM	W1/170	36.07	30.14	5.93	16.44	29.46	5.68	16.16	0.68	0.28
R1/170	BEDROOM	W2/170	35.60	29.88	5.72	16.07	29.11	5.45	15.77	0.77	0.30
R1/171	LD_TRUNCATED	W1/171	37.19	31.36	5.83	15.68	30.99	5.68	15.49	0.37	0.19
R1/171	LD_TRUNCATED	W2/171	17.94	15.46	2.48	13.82	15.05	2.45	14.00	0.41	-0.18
R1/171	LD_TRUNCATED	W3/171	23.65	18.77	4.88	20.63	18.35	4.71	20.42	0.42	0.21
R1/171	LD_TRUNCATED	W4/171	24.01	18.55	5.46	22.74	18.12	5.30	22.63	0.43	0.11
R1/171	LD_TRUNCATED	W5/171	19.02	13.62	5.40	28.39	13.55	5.23	27.85	0.07	0.54
R1/171	LD_TRUNCATED	W6/171	36.93	31.48	5.45	14.76	31.03	5.28	14.54	0.45	0.22
R1/172	BEDROOM	W1/172	31.19	28.90	2.29	7.34	28.87	2.29	7.35	0.03	-0.01
R1/172	BEDROOM	W2/172	33.84	30.72	3.12	9.22	30.69	3.12	9.23	0.03	-0.01
R1/172	BEDROOM	W3/172	37.54	32.41	5.13	13.67	32.17	5.13	13.75	0.24	-0.09
R1/172	BEDROOM	W12/172	36.29	36.29	0.00	0.00	36.29	0.00	0.00	0.00	0.00
R3/172	BEDROOM	W7/172	33.94	29.97	3.97	11.70	29.90	3.97	11.72	0.07	-0.02
R3/172	BEDROOM	W8/172	30.42	26.69	3.73	12.26	26.69	3.73	12.26	0.00	0.00
R3/172	BEDROOM	W9/172	37.46	32.54	4.92	13.13	32.27	4.90	13.18	0.27	-0.05
6 ROSEMONT ROAD											
R1/181	KITCHEN	W1/181	21.33	19.96	1.37	6.42	19.54	1.36	6.51	0.42	-0.08
R1/181	KITCHEN	W2/181	28.44	25.89	2.55	8.97	25.48	2.47	8.84	0.41	0.13
R1/181	KITCHEN	W3/181	32.04	28.28	3.76	11.74	27.86	3.59	11.41	0.42	0.32
R1/181	KITCHEN	W4/181	30.87	26.38	4.49	14.54	25.96	4.27	14.13	0.42	0.42
4 ROSEMONT ROAD											
R1/191		W1/191	31.52	29.49	2.03	6.44	29.07	1.92	6.20	0.42	0.24
R1/191		W2/191	32.98	30.09	2.89	8.76	29.73	2.80	8.61	0.36	0.16
R1/191		W6/191	30.63	30.63	0.00	0.00	30.63	0.00	0.00	0.00	0.00
R2/191		W3/191	34.54	30.16	4.38	12.68	29.77	4.12	12.16	0.39	0.52
R2/191		W4/191	30.55	30.55	0.00	0.00	30.55	0.00	0.00	0.00	0.00
R2/191		W5/191	30.62	30.62	0.00	0.00	30.62	0.00	0.00	0.00	0.00
2 ROSEMONT ROAD											
R1/200		W1/200	26.83	22.00	4.83	18.00	21.94	4.21	16.10	0.06	1.90
R1/201		W1/201	33.55	28.88	4.67	13.92	28.69	4.32	13.09	0.19	0.83
R1/201		W2/201	30.50	25.87	4.63	15.18	25.88	4.29	14.22	-0.01	0.96
R1/205		W1/205	23.19	18.63	4.56	19.66	18.60	4.11	18.10	0.03	1.57
R1/206		W1/206	29.15	24.46	4.69	16.09	24.37	4.22	14.76	0.09	1.33
R1/206		W2/206	27.95	23.22	4.73	16.92	23.22	4.22	15.38	0.00	1.54
R1/206		W3/206	12.04	9.06	2.98	24.75	9.08	2.84	23.83	-0.02	0.93
6-8 Froggnal Parade, 1-6 Warwick House											
R1/1001		W1/1001	36.33	30.47	5.86	16.13	28.30	4.39	13.43	2.17	2.70
R1/1001		W2/1001	36.45	30.45	6.00	16.46	27.97	5.10	15.42	2.48	1.04
R2/1001		W3/1001	36.54	30.38	6.16	16.86	27.75	5.66	16.94	2.63	-0.08
R2/1001		W4/1001	36.59	30.30	6.29	17.19	27.71	6.12	18.09	2.59	-0.90
R1/1002		W1/1002	37.45	31.76	5.69	15.19	30.47	4.42	12.67	1.29	2.53
R1/1002		W2/1002	37.51	31.68	5.83	15.54	30.14	4.99	14.20	1.54	1.34
R2/1002		W3/1002	37.56	31.57	5.99	15.95	29.83	5.51	15.59	1.74	0.36
R2/1002		W4/1002	37.57	31.45	6.12	16.29	29.67	5.95	16.70	1.78	-0.41
R1/1003		W1/1003	38.44	32.96	5.48	14.26	32.39	4.52	12.25	0.57	2.01
R1/1003		W2/1003	38.42	32.81	5.61	14.60	32.08	4.93	13.32	0.73	1.28
R2/1003		W3/1003	38.42	32.66	5.76	14.99	31.74	5.34	14.40	0.92	0.59
R2/1003		W4/1003	38.39	32.50	5.89	15.34	31.47	5.73	15.40	1.03	-0.06



DAYLIGHT Analysis
 O2 Centre, Finchley, Camden, London
 Proposed Scheme vs Proposed Scheme (Cumulative) 06-01-25 Phase 1 and Consented Phase 2,3

DAYLIGHT

Room	Room Use	Window	Existing VSC	Proposed VSC	Loss	%Loss	Proposed VSC	Loss	%Loss	2024 Proposed VSC vs 2024 Proposed Cumulative VSC	2024 Proposed VSC vs 2024 Proposed Cumulative VSC (% Loss)
1-5 Froggnal Parade, 1-4 Midland Court											
R1/1011		W1/1011	36.21	29.83	6.38	17.62	27.28	6.38	18.95	2.55	-1.33
R1/1011		W2/1011	36.20	29.72	6.48	17.90	27.48	6.47	19.06	2.24	-1.16
R2/1011		W3/1011	36.16	29.56	6.60	18.25	27.52	6.60	19.34	2.04	-1.09
R2/1011		W4/1011	36.11	29.41	6.70	18.55	27.54	6.70	19.57	1.87	-1.01
R3/1011		W5/1011	36.00	29.02	6.98	19.39	27.48	6.98	20.26	1.54	-0.87
R3/1011		W6/1011	35.90	28.85	7.05	19.64	27.45	7.06	20.46	1.40	-0.82
R4/1011		W7/1011	35.81	28.64	7.17	20.02	27.40	7.16	20.72	1.24	-0.70
R4/1011		W8/1011	23.47	20.25	3.22	13.72	20.25	3.22	13.72	0.00	0.00
R1/1012		W1/1012	37.21	30.94	6.27	16.85	29.04	6.27	17.76	1.90	-0.91
R1/1012		W2/1012	37.20	30.82	6.38	17.15	29.15	6.37	17.93	1.67	-0.78
R2/1012		W3/1012	37.17	30.66	6.51	17.51	29.14	6.51	18.26	1.52	-0.75
R2/1012		W4/1012	37.14	30.51	6.63	17.85	29.12	6.63	18.55	1.39	-0.69
R3/1012		W5/1012	37.08	30.13	6.95	18.74	29.00	6.94	19.31	1.13	-0.57
R3/1012		W6/1012	37.01	29.98	7.03	18.99	28.96	7.03	19.53	1.02	-0.54
R4/1012		W7/1012	36.96	29.80	7.16	19.37	28.90	7.15	19.83	0.90	-0.46
R4/1012		W8/1012	26.12	22.92	3.20	12.25	22.92	3.20	12.25	0.00	0.00
Holiday Inn, 152-156 Finchley Road											
R1/1021	BEDROOM	W1/1021	32.83	25.38	7.45	22.69	24.67	7.45	23.19	0.71	-0.50
R2/1021	BEDROOM	W2/1021	32.49	25.03	7.46	22.96	24.41	7.47	23.43	0.62	-0.47
R3/1021	BEDROOM	W3/1021	32.30	24.69	7.61	23.56	24.14	7.61	23.97	0.55	-0.41
R4/1021	BEDROOM	W4/1021	31.96	24.07	7.89	24.69	23.59	7.88	25.04	0.48	-0.35
R5/1021	BEDROOM	W5/1021	31.74	23.61	8.13	25.61	23.17	8.13	25.97	0.44	-0.36
R6/1021	BEDROOM	W6/1021	31.41	22.91	8.50	27.06	22.54	8.50	27.38	0.37	-0.32
R7/1021	BEDROOM	W7/1021	30.82	22.47	8.35	27.09	22.12	8.35	27.40	0.35	-0.31
R1/1022	BEDROOM	W1/1022	34.16	26.53	7.63	22.34	25.98	7.63	22.70	0.55	-0.37
R2/1022	BEDROOM	W2/1022	33.90	26.21	7.69	22.68	25.74	7.69	23.00	0.47	-0.32
R3/1022	BEDROOM	W3/1022	33.78	25.91	7.87	23.30	25.49	7.86	23.57	0.42	-0.27
R4/1022	BEDROOM	W4/1022	33.52	25.35	8.17	24.37	24.98	8.17	24.65	0.37	-0.27
R5/1022	BEDROOM	W5/1022	33.37	24.94	8.43	25.26	24.60	8.43	25.52	0.34	-0.26
R6/1022	BEDROOM	W6/1022	33.16	24.33	8.83	26.63	24.05	8.83	26.86	0.28	-0.23
R7/1022	BEDROOM	W7/1022	33.03	24.16	8.87	26.85	23.90	8.87	27.07	0.26	-0.21
R1/1023	BEDROOM	W1/1023	33.47	25.73	7.74	23.13	25.33	7.74	23.40	0.40	-0.28
R2/1023	BEDROOM	W2/1023	33.31	25.46	7.85	23.57	25.12	7.84	23.79	0.34	-0.22
R3/1023	BEDROOM	W3/1023	33.25	25.21	8.04	24.18	24.90	8.03	24.39	0.31	-0.20
R4/1023	BEDROOM	W4/1023	33.07	24.71	8.36	25.28	24.43	8.37	25.52	0.28	-0.24
R5/1023	BEDROOM	W5/1023	32.99	24.35	8.64	26.19	24.10	8.64	26.39	0.25	-0.20
R6/1023	BEDROOM	W6/1023	32.86	23.81	9.05	27.54	23.60	9.05	27.72	0.21	-0.18
R7/1023	BEDROOM	W7/1023	32.79	23.67	9.12	27.81	23.48	9.12	27.98	0.19	-0.16
R1/1024	BEDROOM	W1/1024	37.66	30.07	7.59	20.15	29.78	7.58	20.29	0.29	-0.14
R2/1024	BEDROOM	W2/1024	37.58	29.86	7.72	20.54	29.61	7.72	20.68	0.25	-0.14
R3/1024	BEDROOM	W3/1024	37.56	29.64	7.92	21.09	29.40	7.92	21.22	0.24	-0.14
R4/1024	BEDROOM	W4/1024	37.47	29.22	8.25	22.02	29.01	8.25	22.14	0.21	-0.12
R5/1024	BEDROOM	W5/1024	37.43	28.89	8.54	22.82	28.70	8.54	22.93	0.19	-0.12
R6/1024	BEDROOM	W6/1024	37.37	28.45	8.92	23.87	28.29	8.92	23.97	0.16	-0.10
R7/1024	BEDROOM	W7/1024	37.34	28.32	9.02	24.16	28.17	9.02	24.25	0.15	-0.10
R1/1025	BEDROOM	W1/1025	38.46	31.23	7.23	18.80	31.05	7.23	18.89	0.18	-0.09
R2/1025	BEDROOM	W2/1025	38.41	31.06	7.35	19.14	30.90	7.36	19.24	0.16	-0.10
R3/1025	BEDROOM	W3/1025	38.41	30.88	7.53	19.60	30.73	7.53	19.68	0.15	-0.08
R4/1025	BEDROOM	W4/1025	38.36	30.53	7.83	20.41	30.40	7.83	20.48	0.13	-0.07
R5/1025	BEDROOM	W5/1025	38.34	30.26	8.08	21.07	30.14	8.08	21.14	0.12	-0.07
R6/1025	BEDROOM	W6/1025	38.32	29.89	8.43	22.00	29.79	8.43	22.06	0.10	-0.06
R7/1025	BEDROOM	W7/1025	38.31	29.78	8.53	22.27	29.69	8.52	22.30	0.09	-0.03



DAYLIGHT Analysis
 O2 Centre, Finchley, Camden, London
 Proposed Scheme vs Proposed Scheme (Cumulative) 06-01-25 Phase 1 and Consented Phase 2,3

DAYLIGHT

Room	Room Use	Window	Existing VSC	Proposed VSC	Loss	%Loss	Proposed VSC	Loss	%Loss	2024 Proposed VSC vs 2024 Proposed Cumulative VSC	2024 Proposed VSC vs 2024 Proposed Cumulative VSC (% Loss)
R1/1026	BEDROOM	W1/1026	38.05	31.52	6.53	17.16	31.46	6.52	17.17	0.06	-0.01
R2/1026	BEDROOM	W2/1026	38.04	31.45	6.59	17.32	31.39	6.59	17.35	0.06	-0.03
R3/1026	BEDROOM	W3/1026	38.03	31.27	6.76	17.78	31.22	6.75	17.78	0.05	0.00
R5/1026	BEDROOM	W4/1026	38.01	30.80	7.21	18.97	30.75	7.21	18.99	0.05	-0.02
R6/1026	BEDROOM	W5/1026	37.98	30.55	7.43	19.56	30.51	7.43	19.58	0.04	-0.02
R7/1026	BEDROOM	W6/1026	37.96	30.48	7.48	19.70	30.44	7.48	19.73	0.04	-0.02
150 Finchley Road											
R1/1041		W1/1041	31.41	24.13	7.28	23.18	23.65	7.28	23.54	0.48	-0.36
R1/1041		W2/1041	32.79	23.80	8.99	27.42	23.59	8.99	27.59	0.21	-0.18
R1/1041		W3/1041	29.73	22.81	6.92	23.28	22.81	6.92	23.28	0.00	0.00
R1/1042		W1/1042	33.91	26.30	7.61	22.44	25.98	7.62	22.68	0.32	-0.24
R1/1042		W2/1042	35.81	26.28	9.53	26.61	26.15	9.53	26.71	0.13	-0.10
R1/1042		W3/1042	32.88	25.43	7.45	22.66	25.43	7.45	22.66	0.00	0.00
R1/1043		W1/1043	37.61	28.61	9.00	23.93	28.52	9.00	23.99	0.09	-0.06
R1/1043		W2/1043	37.61	28.60	9.01	23.96	28.51	9.02	24.03	0.09	-0.08
R2/1043		W3/1043	37.55	28.56	8.99	23.94	28.48	8.99	23.99	0.08	-0.05
R1/1044		W1/1044	38.48	30.16	8.32	21.62	30.11	8.32	21.65	0.05	-0.03
R2/1044		W2/1044	34.05	26.66	7.39	21.70	26.66	7.39	21.70	0.00	0.00
R2/1044		W3/1044	94.46	93.51	0.95	1.01	93.51	0.95	1.01	0.00	0.00
R1/1046		W1/1046	33.71	24.62	9.09	26.97	24.51	9.09	27.05	0.11	-0.09
R1/1047		W1/1047	36.07	26.78	9.29	25.76	26.69	9.30	25.84	0.09	-0.09
148 Finchley Road											
R1/1051		W1/1051	32.42	23.79	8.63	26.62	23.62	8.63	26.76	0.17	-0.14
R1/1052		W1/1052	35.51	26.37	9.14	25.74	26.24	9.15	25.85	0.13	-0.12
R1/1052		W2/1052	35.55	26.48	9.07	25.51	26.37	9.07	25.59	0.11	-0.08
R1/1053		W1/1053	37.29	28.32	8.97	24.05	28.24	8.96	24.09	0.08	-0.03
R1/1053		W2/1053	37.28	28.38	8.90	23.87	28.31	8.90	23.92	0.07	-0.04
R2/1053		W3/1053	37.45	28.67	8.78	23.44	28.60	8.78	23.49	0.07	-0.04
R1/1054		W1/1054	38.45	30.27	8.18	21.27	30.23	8.18	21.30	0.04	-0.02
R1/1054		W2/1054	38.10	30.19	7.91	20.76	30.16	7.91	20.78	0.03	-0.02
R2/1054		W3/1054	35.51	27.96	7.55	21.26	27.96	7.55	21.26	0.00	0.00
R2/1054		W4/1054	94.76	93.80	0.96	1.01	93.80	0.96	1.01	0.00	0.00
R1/1056		W1/1056	34.43	25.67	8.76	25.44	25.54	8.77	25.56	0.13	-0.12
R1/1057		W1/1057	36.36	27.34	9.02	24.81	27.25	9.01	24.85	0.09	-0.04
146 Finchley Road											
R1/1061		W1/1061	32.22	23.98	8.24	25.57	23.84	8.23	25.66	0.14	-0.09
R1/1062		W1/1062	35.42	26.56	8.86	25.01	26.47	8.86	25.08	0.09	-0.06
R1/1062		W2/1062	35.42	26.66	8.76	24.73	26.57	8.75	24.77	0.09	-0.04
R1/1063		W1/1063	37.19	28.43	8.76	23.55	28.37	8.76	23.59	0.06	-0.04
R1/1063		W2/1063	37.21	28.54	8.67	23.30	28.47	8.67	23.34	0.07	-0.04
R2/1063		W3/1063	37.39	28.87	8.52	22.79	28.81	8.52	22.82	0.06	-0.04
R1/1064		W1/1064	38.43	30.48	7.95	20.69	30.45	7.95	20.70	0.03	-0.02
R1/1064		W2/1064	38.07	30.39	7.68	20.17	30.36	7.69	20.21	0.03	-0.04
R2/1064		W3/1064	35.53	28.27	7.26	20.43	28.27	7.26	20.43	0.00	0.00
R2/1064		W4/1064	92.98	91.98	1.00	1.08	91.98	1.00	1.08	0.00	0.00
R1/1066		W1/1066	34.25	25.82	8.43	24.61	25.72	8.43	24.69	0.10	-0.07
R1/1067		W1/1067	36.21	27.51	8.70	24.03	27.44	8.70	24.07	0.07	-0.05
144 Finchley Road											
R1/1071		W1/1071	31.96	24.19	7.77	24.31	24.07	7.76	24.38	0.12	-0.07
R1/1072		W1/1072	35.26	26.89	8.37	23.74	26.81	8.37	23.79	0.08	-0.05
R1/1072		W2/1072	35.23	26.98	8.25	23.42	26.90	8.25	23.47	0.08	-0.05
R1/1073		W1/1073	37.14	28.78	8.36	22.51	28.73	8.35	22.52	0.05	-0.01
R1/1073		W2/1073	37.13	28.88	8.25	22.22	28.82	8.26	22.28	0.06	-0.06
R2/1073		W3/1073	37.34	29.30	8.04	21.53	29.25	8.04	21.56	0.05	-0.03
R1/1074		W1/1074	38.42	30.80	7.62	19.83	30.77	7.62	19.85	0.03	-0.02
R1/1074		W2/1074	38.06	30.71	7.35	19.31	30.69	7.35	19.32	0.02	-0.01
R2/1074		W3/1074	34.90	28.17	6.73	19.28	28.17	6.73	19.28	0.00	0.00
R2/1074		W4/1074	94.39	93.42	0.97	1.03	93.42	0.97	1.03	0.00	0.00



DAYLIGHT Analysis
 O2 Centre, Finchley, Camden, London
 Proposed Scheme vs Proposed Scheme (Cumulative) 06-01-25 Phase 1 and Consented Phase 2,3

DAYLIGHT

Room	Room Use	Window	Existing VSC	Proposed VSC	Loss	%Loss	Proposed VSC	Loss	%Loss	2024 Proposed VSC vs 2024 Proposed Cumulative VSC	2024 Proposed VSC vs 2024 Proposed Cumulative VSC (% Loss)
R1/1076		W1/1076	34.03	26.20	7.83	23.01	26.11	7.83	23.07	0.09	-0.06
R1/1077		W1/1077	36.05	27.92	8.13	22.55	27.86	8.12	22.57	0.06	-0.02
142 Finchley Road											
R1/1081		W1/1081	31.71	24.71	7.00	22.08	24.61	7.00	22.14	0.10	-0.07
R1/1082		W1/1082	35.06	27.30	7.76	22.13	27.23	7.76	22.18	0.07	-0.04
R1/1082		W2/1082	35.00	27.42	7.58	21.66	27.36	7.58	21.69	0.06	-0.04
R1/1082		W3/1082	34.94	27.45	7.49	21.44	27.39	7.49	21.47	0.06	-0.04
R1/1083		W1/1083	37.25	29.48	7.77	20.86	29.43	7.77	20.89	0.05	-0.03
R1/1083		W2/1083	37.22	29.63	7.59	20.39	29.58	7.59	20.42	0.05	-0.03
R2/1083		W3/1083	36.36	29.12	7.24	19.91	29.07	7.25	19.96	0.05	-0.05
R1/1084		W1/1084	38.51	31.41	7.10	18.44	31.39	7.10	18.45	0.02	-0.01
R2/1084		W2/1084	35.06	28.99	6.07	17.31	28.99	6.07	17.31	0.00	0.00
R2/1084		W3/1084	91.06	90.15	0.91	1.00	90.15	0.91	1.00	0.00	0.00
R1/1086		W1/1086	32.88	25.93	6.95	21.14	25.86	6.95	21.18	0.07	-0.05
R1/1087		W1/1087	35.22	27.97	7.25	20.58	27.92	7.24	20.59	0.05	-0.01
140 Finchley Road											
R1/1091		W1/1091	29.76	23.24	6.52	21.91	23.01	6.51	22.05	0.23	-0.14
R1/1091		W2/1091	31.47	25.36	6.11	19.42	25.28	6.11	19.46	0.08	-0.05
R1/1091		W3/1091	28.74	25.38	3.36	11.69	25.38	3.36	11.69	0.00	0.00
R1/1092		W1/1092	32.71	25.67	7.04	21.52	25.51	7.05	21.65	0.16	-0.13
R1/1092		W2/1092	34.85	28.03	6.82	19.57	27.97	6.83	19.63	0.06	-0.06
R1/1092		W3/1092	32.14	28.18	3.96	12.32	28.18	3.96	12.32	0.00	0.00
R1/1093		W1/1093	37.14	30.18	6.96	18.74	30.14	6.96	18.76	0.04	-0.02
R1/1093		W2/1093	37.14	30.38	6.76	18.20	30.34	6.76	18.22	0.04	-0.02
R2/1093		W3/1093	35.40	29.08	6.32	17.85	29.06	6.32	17.86	0.02	-0.01
R1/1094		W1/1094	38.38	31.96	6.42	16.73	31.94	6.41	16.71	0.02	0.01
R2/1094		W2/1094	35.59	30.59	5.00	14.05	30.59	5.00	14.05	0.00	0.00
R1/1096		W1/1096	31.96	26.00	5.96	18.65	26.00	5.96	18.65	0.00	0.00
R1/1097		W1/1097	34.37	28.10	6.27	18.24	28.10	6.27	18.24	0.00	0.00
138 Finchley Road											
R3/1101		W4/1101	29.08	23.58	5.50	18.91	23.40	5.50	19.03	0.18	-0.12
R3/1101		W5/1101	31.43	26.80	4.63	14.73	26.74	4.63	14.76	0.06	-0.03
R3/1101		W6/1101	28.83	26.72	2.11	7.32	26.72	2.11	7.32	0.00	0.00
R3/1102		W1/1102	32.39	26.38	6.01	18.56	26.26	6.01	18.62	0.12	-0.07
R3/1102		W2/1102	34.81	29.49	5.32	15.28	29.45	5.32	15.30	0.04	-0.02
R3/1102		W3/1102	32.01	29.32	2.69	8.40	29.32	2.69	8.40	0.00	0.00
R1/1103		W1/1103	35.41	29.47	5.94	16.77	29.44	5.94	16.79	0.03	-0.01
R3/1103		W2/1103	37.12	31.51	5.61	15.11	31.48	5.61	15.13	0.03	-0.01
R3/1103		W3/1103	37.11	31.71	5.40	14.55	31.68	5.40	14.56	0.03	-0.01
R1/1104		W1/1104	34.63	29.37	5.26	15.19	29.37	5.26	15.19	0.00	0.00
R1/1104		W3/1104	92.03	92.03	0.00	0.00	92.03	0.00	0.00	0.00	0.00
R2/1104		W2/1104	38.50	33.29	5.21	13.53	33.27	5.21	13.54	0.02	-0.01
R1/1106		W1/1106	32.00	26.44	5.56	17.38	26.39	5.56	17.40	0.05	-0.03
R1/1107		W1/1107	34.40	28.53	5.87	17.06	28.49	5.87	17.08	0.04	-0.02
136 Finchley Road											
R3/1111		W4/1111	31.24	27.51	3.73	11.94	27.46	3.73	11.96	0.05	-0.02
R3/1111		W5/1111	31.25	27.74	3.51	11.23	27.69	3.51	11.25	0.05	-0.02
R3/1112		W1/1112	34.70	30.33	4.37	12.59	30.30	4.37	12.60	0.03	-0.01
R3/1112		W2/1112	34.73	30.47	4.26	12.27	30.43	4.27	12.31	0.04	-0.04
R3/1112		W3/1112	34.75	30.60	4.15	11.94	30.56	4.15	11.96	0.04	-0.01
R1/1113		W1/1113	34.46	29.50	4.96	14.39	29.50	4.95	14.37	0.00	0.02
R3/1113		W2/1113	36.59	31.97	4.62	12.63	31.95	4.61	12.61	0.02	0.02
R3/1113		W3/1113	36.63	32.22	4.41	12.04	32.20	4.41	12.05	0.02	-0.01
R1/1114		W1/1114	32.79	29.61	3.18	9.70	29.61	3.18	9.70	0.00	0.00
R1/1114		W4/1114	92.73	92.73	0.00	0.00	92.73	0.00	0.00	0.00	0.00
R2/1114		W2/1114	38.64	34.30	4.34	11.23	34.29	4.33	11.21	0.01	0.02
R2/1114		W3/1114	38.39	34.27	4.12	10.73	34.26	4.12	10.73	0.01	0.00
R1/1116		W1/1116	31.30	26.76	4.54	14.50	26.76	4.54	14.50	0.00	0.00
R1/1117		W1/1117	33.42	28.58	4.84	14.48	28.58	4.84	14.48	0.00	0.00



DAYLIGHT Analysis
 O2 Centre, Finchley, Camden, London
 Proposed Scheme vs Proposed Scheme (Cumulative) 06-01-25 Phase 1 and Consented Phase 2,3

DAYLIGHT

Room	Room Use	Window	Existing VSC	Proposed VSC	Loss	%Loss	Proposed VSC	Loss	%Loss	2024 Proposed VSC vs 2024 Proposed Cumulative VSC	2024 Proposed VSC vs 2024 Proposed Cumulative VSC (% Loss)
134 Finchley Road											
R3/1121	LKD	W4/1121	31.07	28.62	2.45	7.89	28.58	2.44	7.87	0.04	0.02
R1/1122	LKD	W1/1122	34.61	31.29	3.32	9.59	31.26	3.32	9.60	0.03	-0.01
R1/1122	LKD	W2/1122	34.59	31.51	3.08	8.90	31.48	3.08	8.91	0.03	-0.01
R1/1123	BEDROOM	W1/1123	34.50	30.62	3.88	11.25	30.62	3.88	11.25	0.00	0.00
R2/1123	BEDROOM	W2/1123	36.52	32.85	3.67	10.05	32.83	3.67	10.05	0.02	-0.01
R2/1123	BEDROOM	W3/1123	36.52	33.05	3.47	9.50	33.03	3.46	9.48	0.02	0.02
R1/1124	BEDROOM	W1/1124	32.58	30.24	2.34	7.18	30.24	2.34	7.18	0.00	0.00
R2/1124	BEDROOM	W2/1124	38.62	35.04	3.58	9.27	35.03	3.57	9.25	0.01	0.02
R2/1124	BEDROOM	W3/1124	38.38	34.98	3.40	8.86	34.97	3.39	8.84	0.01	0.02
R1/1126	BEDROOM	W1/1126	31.57	28.24	3.33	10.55	28.24	3.32	10.52	0.00	0.03
R1/1127	BEDROOM	W1/1127	33.53	29.85	3.68	10.98	29.84	3.68	10.98	0.01	0.00
132 Finchley Road											
R3/1131	LD	W4/1131	28.76	25.91	2.85	9.91	25.79	2.85	9.95	0.12	-0.04
R3/1131	LD	W5/1131	30.84	29.40	1.44	4.67	29.37	1.44	4.67	0.03	0.00
R3/1131	LD	W6/1131	29.49	29.93	-0.44	-1.49	29.93	-0.44	-1.49	0.00	0.00
R5/1131	BEDROOM	W8/1131	28.45	29.20	-0.75	-2.64	29.20	-0.75	-2.64	0.00	0.00
R1/1132	LD	W1/1132	31.85	28.37	3.48	10.93	28.28	3.48	10.96	0.09	-0.03
R1/1132	LD	W2/1132	34.32	31.95	2.37	6.91	31.92	2.37	6.91	0.03	-0.01
R1/1132	LD	W3/1132	32.92	32.48	0.44	1.34	32.48	0.44	1.34	0.00	0.00
R2/1132	BEDROOM	W4/1132	32.29	32.76	-0.47	-1.46	32.76	-0.47	-1.46	0.00	0.00
R2/1133	BEDROOM	W2/1133	36.78	33.83	2.95	8.02	33.82	2.94	8.00	0.01	0.02
R2/1133	BEDROOM	W3/1133	36.82	33.97	2.85	7.74	33.95	2.85	7.74	0.02	0.00
R3/1133	BEDROOM	W4/1133	34.96	35.13	-0.17	-0.49	35.13	-0.17	-0.49	0.00	0.00
R2/1134	BEDROOM	W2/1134	38.12	35.05	3.07	8.05	35.04	3.07	8.06	0.01	0.00
R1/1136	BEDROOM	W1/1136	31.23	28.86	2.37	7.59	28.85	2.37	7.59	0.01	0.00
R1/1137	KITCHEN	W1/1137	33.46	30.63	2.83	8.46	30.63	2.82	8.43	0.00	0.03
17 CANFIELD PLACE											
R1/560		W1/560	25.69	21.70	3.99	15.53	21.70	3.99	15.53	0.00	0.00
R1/561		W1/561	20.23	17.04	3.19	15.77	17.04	3.19	15.77	0.00	0.00
R2/561		W2/561	18.85	15.02	3.83	20.32	15.02	3.83	20.32	0.00	0.00
R2/561		W3/561	20.82	16.79	4.03	19.36	16.79	4.03	19.36	0.00	0.00
R1/562		W1/562	32.34	28.49	3.85	11.90	28.50	3.84	11.87	-0.01	0.03
R1/566		W1/566	19.01	16.55	2.46	12.94	16.55	2.46	12.94	0.00	0.00
19 CANFIELD PLACE											
R2/571	LIVINGROOM	W5/571	18.33	17.74	0.59	3.22	17.74	0.59	3.22	0.00	0.00
R2/571	LIVINGROOM	W6/571	19.63	19.65	-0.02	-0.10	19.65	-0.02	-0.10	0.00	0.00
R2/571	LIVINGROOM	W7/571	22.85	22.27	0.58	2.54	22.27	0.58	2.54	0.00	0.00
R2/572	LIVINGROOM	W3/572	32.14	31.43	0.71	2.21	31.43	0.71	2.21	0.00	0.00
21 CANFIELD PLACE											
R1/581		W1/581	61.09	57.89	3.20	5.24	57.89	3.20	5.24	0.00	0.00
R1/582		W1/582	26.91	22.51	4.40	16.35	22.53	4.38	16.28	-0.02	0.07
23 CANFIELD PLACE											
R1/590		W1/590	15.54	15.54	0.00	0.00	15.54	0.00	0.00	0.00	0.00
R2/590		W2/590	24.65	18.82	5.83	23.65	18.83	5.82	23.61	-0.01	0.04
R1/591		W1/591	17.90	15.05	2.85	15.92	15.05	2.85	15.92	0.00	0.00
R2/591		W2/591	13.97	13.00	0.97	6.94	13.00	0.97	6.94	0.00	0.00
R2/591		W3/591	15.03	15.00	0.03	0.20	15.00	0.03	0.20	0.00	0.00
R2/591		W4/591	19.36	18.25	1.11	5.73	18.25	1.11	5.73	0.00	0.00
R1/592		W1/592	69.63	63.88	5.75	8.26	63.88	5.75	8.26	0.00	0.00
R2/592		W2/592	29.00	27.83	1.17	4.03	27.83	1.17	4.03	0.00	0.00
R3/592		W3/592	93.92	92.33	1.59	1.69	92.33	1.59	1.69	0.00	0.00
25 CANFIELD PLACE											
R1/600		W1/600	24.97	18.85	6.12	24.51	18.85	6.12	24.51	0.00	0.00
R1/601	LIVINGROOM	W1/601	12.91	12.91	0.00	0.00	12.91	0.00	0.00	0.00	0.00
R1/601	LIVINGROOM	W2/601	23.94	19.84	4.10	17.13	19.87	4.07	17.00	-0.03	0.13
R1/601	LIVINGROOM	W3/601	14.39	14.29	0.10	0.69	14.29	0.10	0.69	0.00	0.00



DAYLIGHT Analysis
 O2 Centre, Finchley, Camden, London
 Proposed Scheme vs Proposed Scheme (Cumulative) 06-01-25 Phase 1 and Consented Phase 2,3

DAYLIGHT

Room	Room Use	Window	Existing VSC	Proposed VSC	Loss	%Loss	Proposed VSC	Loss	%Loss	2024 Proposed VSC vs 2024 Proposed Cumulative VSC	2024 Proposed VSC vs 2024 Proposed Cumulative VSC (% Loss)
R1/601	LIVINGROOM	W4/601	21.61	17.38	4.23	19.57	17.39	4.22	19.53	-0.01	0.05
R1/601	LIVINGROOM	W5/601	25.84	21.18	4.66	18.03	21.20	4.64	17.96	-0.02	0.08
R1/602	BEDROOM	W1/602	33.08	28.21	4.87	14.72	28.23	4.85	14.66	-0.02	0.06
27 CANFIELD PLACE											
R1/610		W1/610	26.17	19.50	6.67	25.49	19.50	6.67	25.49	0.00	0.00
R1/610		W2/610	27.18	19.97	7.21	26.53	19.98	7.20	26.49	-0.01	0.04
R2/610		W3/610	14.03	11.66	2.37	16.89	11.66	2.37	16.89	0.00	0.00
R2/611	STUDY	W5/611	16.29	15.08	1.21	7.43	15.08	1.21	7.43	0.00	0.00
R2/611	STUDY	W6/611	19.09	17.73	1.36	7.12	17.73	1.36	7.12	0.00	0.00
R2/611	STUDY	W7/611	16.52	16.52	0.00	0.00	16.52	0.00	0.00	0.00	0.00
R2/611	STUDY	W8/611	21.91	20.55	1.36	6.21	20.55	1.36	6.21	0.00	0.00
R2/611	STUDY	W9/611	23.59	22.19	1.40	5.93	22.19	1.40	5.93	0.00	0.00
R1/612	KITCHEN	W1/612	70.68	63.43	7.25	10.26	63.43	7.25	10.26	0.00	0.00
R3/612	BEDROOM	W3/612	31.28	29.83	1.45	4.64	29.83	1.45	4.64	0.00	0.00
1-32 BROADFIELD											
R1/650		W1/650	30.94	25.57	5.37	17.36	25.60	5.34	17.26	-0.03	0.10
R6/650		W8/650	29.25	23.00	6.25	21.37	23.03	6.22	21.26	-0.03	0.10
R7/650		W9/650	29.43	22.95	6.48	22.02	22.98	6.45	21.92	-0.03	0.10
R10/650		W13/650	25.58	20.64	4.94	19.31	20.63	4.95	19.35	0.01	-0.04
R13/650		W14/650	27.98	21.38	6.60	23.59	21.42	6.56	23.45	-0.04	0.14
R16/650		W18/650	31.81	23.36	8.45	26.56	23.41	8.40	26.41	-0.05	0.16
R17/650		W19/650	32.07	23.67	8.40	26.19	23.72	8.35	26.04	-0.05	0.16
R22/650		W26/650	32.44	23.91	8.53	26.29	23.94	8.50	26.20	-0.03	0.09
R23/650		W27/650	32.55	23.88	8.67	26.64	23.93	8.62	26.48	-0.05	0.15
R28/650		W33/650	32.61	24.21	8.40	25.76	24.27	8.34	25.57	-0.06	0.18
R29/650		W34/650	32.48	24.04	8.44	25.99	24.09	8.38	25.81	-0.05	0.18
R32/650		W38/650	28.07	21.85	6.22	22.16	21.90	6.17	21.98	-0.05	0.18
R35/650		W39/650	28.25	22.22	6.03	21.35	22.28	5.97	21.13	-0.06	0.21
R38/650		W43/650	32.67	24.22	8.45	25.86	24.28	8.39	25.68	-0.06	0.18
R39/650		W44/650	32.70	24.32	8.38	25.63	24.38	8.32	25.44	-0.06	0.18
R44/650		W51/650	34.52	26.22	8.30	24.04	26.27	8.25	23.90	-0.05	0.14
R1/651		W1/651	31.98	25.23	6.75	21.11	25.27	6.71	20.98	-0.04	0.13
R2/651		W2/651	15.42	8.46	6.96	45.14	8.50	6.92	44.88	-0.04	0.26
R3/651		W3/651	12.34	5.13	7.21	58.43	5.17	7.17	58.10	-0.04	0.32
R4/651		W4/651	12.51	5.09	7.42	59.31	5.12	7.39	59.07	-0.03	0.24
R5/651		W5/651	12.86	5.09	7.77	60.42	5.12	7.74	60.19	-0.03	0.23
R6/651		W6/651	13.03	5.09	7.94	60.94	5.14	7.89	60.55	-0.05	0.38
R7/651		W7/651	12.95	5.04	7.91	61.08	5.08	7.87	60.77	-0.04	0.31
R8/651		W8/651	10.53	4.09	6.44	61.16	4.08	6.45	61.25	0.01	-0.09
R9/651		W9/651	11.57	4.90	6.67	57.65	4.95	6.62	57.22	-0.05	0.43
R10/651		W10/651	13.84	5.15	8.69	62.79	5.20	8.64	62.43	-0.05	0.36
R11/651		W11/651	14.05	5.32	8.73	62.14	5.36	8.69	61.85	-0.04	0.28
R12/651		W12/651	14.14	5.29	8.85	62.59	5.33	8.81	62.31	-0.04	0.28
R13/651		W13/651	14.25	5.54	8.71	61.12	5.60	8.65	60.70	-0.06	0.42
R14/651		W14/651	14.29	5.59	8.70	60.88	5.65	8.63	60.43	-0.06	0.45
R15/651		W15/651	14.33	5.54	8.79	61.34	5.59	8.73	60.96	-0.05	0.38
R16/651		W16/651	14.35	5.74	8.61	60.00	5.79	8.55	59.62	-0.05	0.38
R17/651		W17/651	14.40	5.79	8.61	59.79	5.84	8.55	59.42	-0.05	0.38
R18/651		W18/651	14.41	5.88	8.53	59.20	5.94	8.46	58.75	-0.06	0.45
R19/651		W19/651	14.43	5.97	8.46	58.63	6.02	8.40	58.25	-0.05	0.38
R20/651		W20/651	14.45	6.03	8.42	58.27	6.08	8.36	57.89	-0.05	0.38
R21/651		W21/651	14.44	6.00	8.44	58.45	6.05	8.39	58.10	-0.05	0.35



DAYLIGHT Analysis
 O2 Centre, Finchley, Camden, London
 Proposed Scheme vs Proposed Scheme (Cumulative) 06-01-25 Phase 1 and Consented Phase 2,3

DAYLIGHT

Room	Room Use	Window	Existing VSC	Proposed VSC	Loss	%Loss	Proposed VSC	Loss	%Loss	2024 Proposed VSC vs 2024 Proposed Cumulative VSC	2024 Proposed VSC vs 2024 Proposed Cumulative VSC (% Loss)
R22/651		W22/651	14.42	6.04	8.38	58.11	6.09	8.32	57.74	-0.05	0.38
R23/651		W23/651	14.19	5.88	8.31	58.56	5.94	8.25	58.14	-0.06	0.42
R24/651		W24/651	11.62	5.05	6.57	56.54	5.12	6.49	55.90	-0.07	0.64
R25/651		W25/651	11.75	5.54	6.21	52.85	5.62	6.13	52.17	-0.08	0.68
R26/651		W26/651	14.33	6.04	8.29	57.85	6.10	8.23	57.43	-0.06	0.42
R27/651		W27/651	14.51	6.14	8.37	57.68	6.20	8.31	57.27	-0.06	0.41
R28/651		W28/651	14.55	6.17	8.38	57.59	6.23	8.31	57.15	-0.06	0.44
R29/651		W29/651	14.55	6.29	8.26	56.77	6.34	8.21	56.43	-0.05	0.34
R30/651		W30/651	14.56	6.29	8.27	56.80	6.34	8.22	56.46	-0.05	0.34
R31/651		W31/651	17.49	9.25	8.24	47.11	9.30	8.19	46.83	-0.05	0.29
R32/651		W32/651	33.89	25.65	8.24	24.31	25.73	8.16	24.08	-0.08	0.24
R1/652		W1/652	35.66	27.97	7.69	21.56	28.00	7.66	21.48	-0.03	0.08
R6/652		W8/652	36.03	27.88	8.15	22.62	27.92	8.11	22.51	-0.04	0.11
R7/652		W9/652	36.06	27.80	8.26	22.91	27.84	8.22	22.80	-0.04	0.11
R10/652		W12/652	34.24	26.03	8.21	23.98	26.08	8.16	23.83	-0.05	0.15
R13/652		W17/652	34.68	26.06	8.62	24.86	26.11	8.57	24.71	-0.05	0.14
R16/652		W21/652	36.62	27.90	8.72	23.81	27.95	8.66	23.65	-0.05	0.16
R17/652		W22/652	36.77	28.25	8.52	23.17	28.30	8.46	23.01	-0.05	0.16
R22/652		W29/652	36.87	28.45	8.42	22.84	28.50	8.37	22.70	-0.05	0.14
R23/652		W30/652	36.90	28.45	8.45	22.90	28.51	8.39	22.74	-0.06	0.16
R28/652		W36/652	36.90	28.73	8.17	22.14	28.78	8.12	22.01	-0.05	0.14
R29/652		W37/652	36.80	28.58	8.22	22.34	28.65	8.15	22.15	-0.07	0.19
R32/652		W41/652	34.90	26.84	8.06	23.09	26.90	7.99	22.90	-0.06	0.19
R35/652		W46/652	35.01	26.99	8.02	22.91	27.05	7.96	22.74	-0.06	0.17
R38/652		W50/652	36.81	28.65	8.16	22.17	28.71	8.10	22.00	-0.06	0.16
R39/652		W51/652	36.85	28.80	8.05	21.85	28.85	8.00	21.71	-0.05	0.14
R44/652		W56/652	36.18	28.21	7.97	22.03	28.26	7.92	21.89	-0.05	0.14
R1/653		W1/653	27.39	19.23	8.16	29.79	19.26	8.12	29.66	-0.03	0.14
R2/653		W2/653	27.41	19.26	8.15	29.73	19.29	8.10	29.57	-0.03	0.16
R3/653		W3/653	27.43	19.28	8.15	29.71	19.32	8.11	29.57	-0.04	0.15
R4/653		W4/653	27.45	19.33	8.12	29.58	19.36	8.08	29.45	-0.03	0.13
R5/653		W5/653	27.44	19.21	8.23	29.99	19.25	8.19	29.85	-0.04	0.15
R6/653		W6/653	27.32	19.06	8.26	30.23	19.11	8.20	30.03	-0.05	0.21
R7/653		W7/653	26.54	18.39	8.15	30.71	18.43	8.10	30.53	-0.04	0.18
R8/653		W8/653	21.08	14.51	6.57	31.17	14.50	6.57	31.18	0.01	-0.01
R9/653		W9/653	21.70	15.35	6.35	29.26	15.39	6.31	29.08	-0.04	0.18
R10/653		W10/653	26.87	18.57	8.30	30.89	18.61	8.26	30.74	-0.04	0.15
R11/653		W11/653	27.51	19.21	8.30	30.17	19.25	8.26	30.03	-0.04	0.15
R12/653		W12/653	27.65	19.27	8.38	30.31	19.31	8.34	30.16	-0.04	0.14
R13/653		W13/653	27.72	19.52	8.20	29.58	19.56	8.16	29.44	-0.04	0.14
R14/653		W14/653	27.75	19.59	8.16	29.41	19.65	8.10	29.19	-0.06	0.22
R15/653		W15/653	27.78	19.54	8.24	29.66	19.59	8.19	29.48	-0.05	0.18
R16/653		W16/653	27.78	19.73	8.05	28.98	19.78	8.00	28.80	-0.05	0.18
R17/653		W17/653	27.81	19.84	7.97	28.66	19.89	7.92	28.48	-0.05	0.18
R18/653		W18/653	27.82	19.84	7.98	28.68	19.89	7.93	28.50	-0.05	0.18
R19/653		W19/653	27.83	19.90	7.93	28.49	19.96	7.87	28.28	-0.06	0.22
R20/653		W20/653	27.84	19.95	7.89	28.34	20.00	7.83	28.14	-0.05	0.21
R21/653		W21/653	27.78	19.87	7.91	28.47	19.92	7.86	28.29	-0.05	0.18
R22/653		W22/653	27.66	19.81	7.85	28.38	19.87	7.78	28.14	-0.06	0.24

DAYLIGHT

Room	Room Use	Window	Existing VSC	Proposed VSC	Loss	%Loss	Proposed VSC	Loss	%Loss	2024 Proposed VSC vs 2024 Proposed Cumulative VSC	2024 Proposed VSC vs 2024 Proposed Cumulative VSC (% Loss)
R23/653		W23/653	26.96	19.18	7.78	28.86	19.24	7.72	28.64	-0.06	0.22
R24/653		W24/653	21.43	15.35	6.08	28.37	15.42	6.01	28.04	-0.07	0.33
R25/653		W25/653	21.71	15.85	5.86	26.99	15.91	5.80	26.72	-0.06	0.28
R26/653		W26/653	27.09	19.32	7.77	28.68	19.39	7.70	28.42	-0.07	0.26
R27/653		W27/653	27.73	19.90	7.83	28.24	19.96	7.77	28.02	-0.06	0.22
R28/653		W28/653	27.85	20.01	7.84	28.15	20.08	7.77	27.90	-0.07	0.25
R29/653		W29/653	27.89	20.14	7.75	27.79	20.20	7.69	27.57	-0.06	0.22
R30/653		W30/653	27.83	20.09	7.74	27.81	20.15	7.68	27.60	-0.06	0.22
R31/653		W31/653	27.76	20.03	7.73	27.85	20.09	7.67	27.63	-0.06	0.22
R32/653		W32/653	27.57	19.85	7.72	28.00	19.92	7.65	27.75	-0.07	0.25
33-76 BROADFIELD											
R1/670		W1/670	34.52	25.85	8.67	25.12	25.90	8.62	24.97	-0.05	0.14
R2/670		W2/670	15.81	7.08	8.73	55.22	7.12	8.69	54.97	-0.04	0.25
R3/670		W3/670	13.86	5.28	8.58	61.90	5.33	8.53	61.54	-0.05	0.36
R4/670		W4/670	13.00	4.37	8.63	66.38	4.41	8.59	66.08	-0.04	0.31
R5/670		W5/670	12.99	4.39	8.60	66.20	4.44	8.55	65.82	-0.05	0.38
R6/670		W6/670	13.64	5.09	8.55	62.68	5.10	8.54	62.61	-0.01	0.07
R9/670		W7/670	13.63	5.00	8.63	63.32	5.05	8.58	62.95	-0.05	0.37
R10/670		W8/670	12.94	4.24	8.70	67.23	4.29	8.65	66.85	-0.05	0.39
R11/670		W9/670	12.93	4.35	8.58	66.36	4.40	8.53	65.97	-0.05	0.39
R12/670		W10/670	13.62	4.93	8.69	63.80	4.97	8.65	63.51	-0.04	0.29
R13/670		W11/670	13.61	4.94	8.67	63.70	4.99	8.61	63.31	-0.05	0.39
R14/670		W12/670	12.89	4.34	8.55	66.33	4.40	8.49	65.87	-0.06	0.47
R15/670		W13/670	12.89	4.34	8.55	66.33	4.39	8.49	65.92	-0.05	0.41
R16/670		W14/670	13.56	4.99	8.57	63.20	5.05	8.51	62.76	-0.06	0.44
R17/670		W15/670	13.55	4.98	8.57	63.25	5.04	8.51	62.80	-0.06	0.44
R18/670		W16/670	12.83	4.43	8.40	65.47	4.49	8.34	65.00	-0.06	0.47
R19/670		W17/670	12.81	4.37	8.44	65.89	4.43	8.38	65.42	-0.06	0.47
R20/670		W18/670	13.44	5.16	8.28	61.61	5.21	8.23	61.24	-0.05	0.37
R23/670		W19/670	13.05	5.27	7.78	59.62	5.31	7.74	59.31	-0.04	0.31
R24/670		W20/670	12.22	4.58	7.64	62.52	4.63	7.58	62.08	-0.05	0.44
R25/670		W21/670	12.36	4.95	7.41	59.95	4.98	7.37	59.68	-0.03	0.28
R26/670		W22/670	12.63	5.52	7.11	56.29	5.56	7.07	55.98	-0.04	0.32
R27/670		W23/670	14.17	7.31	6.86	48.41	7.35	6.82	48.13	-0.04	0.28
R28/670		W24/670	32.57	26.13	6.44	19.77	26.17	6.40	19.65	-0.04	0.12
R1/671		W1/671	36.12	27.48	8.64	23.92	27.54	8.58	23.75	-0.06	0.17
R4/671		W5/671	33.42	24.90	8.52	25.49	24.95	8.47	25.34	-0.05	0.15
R5/671		W6/671	33.27	24.66	8.61	25.88	24.73	8.54	25.67	-0.07	0.21
R8/671		W11/671	28.12	20.48	7.64	27.17	20.53	7.59	26.99	-0.05	0.18
R9/671		W12/671	28.33	21.08	7.25	25.59	21.13	7.20	25.41	-0.05	0.18
R12/671		W15/671	33.21	24.61	8.60	25.90	24.67	8.54	25.72	-0.06	0.18
R13/671		W16/671	33.25	24.51	8.74	26.29	24.56	8.69	26.14	-0.05	0.15
R16/671		W21/671	33.26	24.74	8.52	25.62	24.81	8.45	25.41	-0.07	0.21
R17/671		W22/671	33.25	24.71	8.54	25.68	24.76	8.49	25.53	-0.05	0.15
R20/671		W27/671	33.20	24.77	8.43	25.39	24.82	8.37	25.22	-0.05	0.17
R21/671		W28/671	33.13	24.74	8.39	25.32	24.79	8.34	25.17	-0.05	0.15
R24/671		W31/671	28.00	20.52	7.48	26.71	20.59	7.40	26.44	-0.07	0.28
R25/671		W32/671	27.89	20.95	6.94	24.88	21.00	6.89	24.70	-0.05	0.18
R28/671		W37/671	33.11	24.99	8.12	24.52	25.03	8.08	24.40	-0.04	0.12

DAYLIGHT

Room	Room Use	Window	Existing VSC	Proposed VSC	Loss	%Loss	Proposed VSC	Loss	%Loss	2024 Proposed VSC vs 2024 Proposed Cumulative VSC	2024 Proposed VSC vs 2024 Proposed Cumulative VSC (% Loss)
R29/671		W38/671	33.24	25.15	8.09	24.34	25.17	8.07	24.28	-0.02	0.06
R32/671		W43/671	35.88	27.82	8.06	22.46	27.83	8.05	22.44	-0.01	0.03
R1/672		W1/672	35.31	26.93	8.38	23.73	26.99	8.32	23.56	-0.06	0.17
R2/672		W2/672	16.82	8.43	8.39	49.88	8.49	8.33	49.52	-0.06	0.36
R3/672		W3/672	13.96	5.62	8.34	59.74	5.68	8.28	59.31	-0.06	0.43
R4/672		W4/672	13.85	5.52	8.33	60.14	5.57	8.28	59.78	-0.05	0.36
R5/672		W5/672	13.82	5.49	8.33	60.27	5.50	8.32	60.20	-0.01	0.07
R6/672		W6/672	13.79	5.50	8.29	60.12	5.55	8.24	59.75	-0.05	0.36
R7/672		W7/672	13.61	5.39	8.22	60.40	5.43	8.18	60.10	-0.04	0.29
R8/672		W8/672	11.40	4.52	6.88	60.35	4.58	6.82	59.82	-0.06	0.53
R10/672		W9/672	11.63	4.90	6.73	57.87	4.95	6.68	57.44	-0.05	0.43
R11/672		W10/672	13.69	5.46	8.23	60.12	5.51	8.18	59.75	-0.05	0.37
R12/672		W11/672	13.81	5.44	8.37	60.61	5.50	8.31	60.17	-0.06	0.43
R13/672		W12/672	13.82	5.47	8.35	60.42	5.52	8.30	60.06	-0.05	0.36
R14/672		W13/672	13.82	5.35	8.47	61.29	5.41	8.41	60.85	-0.06	0.43
R15/672		W14/672	13.83	5.42	8.41	60.81	5.46	8.37	60.52	-0.04	0.29
R16/672		W15/672	13.83	5.51	8.32	60.16	5.56	8.26	59.77	-0.05	0.39
R17/672		W16/672	13.82	5.47	8.35	60.42	5.54	8.28	59.91	-0.07	0.51
R18/672		W17/672	13.82	5.46	8.36	60.49	5.52	8.30	60.06	-0.06	0.43
R19/672		W18/672	13.82	5.47	8.35	60.42	5.53	8.28	59.96	-0.06	0.46
R20/672		W19/672	13.81	5.60	8.21	59.45	5.66	8.15	59.02	-0.06	0.43
R21/672		W20/672	13.81	5.60	8.21	59.45	5.67	8.13	58.91	-0.07	0.54
R22/672		W21/672	13.80	5.58	8.22	59.57	5.63	8.17	59.20	-0.05	0.36
R23/672		W22/672	13.76	5.56	8.20	59.59	5.61	8.15	59.23	-0.05	0.36
R24/672		W23/672	13.60	5.53	8.07	59.34	5.59	8.00	58.87	-0.06	0.47
R25/672		W24/672	11.51	4.58	6.93	60.21	4.65	6.86	59.60	-0.07	0.61
R27/672		W25/672	11.52	4.96	6.56	56.94	5.02	6.50	56.42	-0.06	0.52
R28/672		W26/672	13.59	5.79	7.80	57.40	5.84	7.75	57.03	-0.05	0.37
R29/672		W27/672	13.76	5.76	8.00	58.14	5.80	7.95	57.82	-0.04	0.32
R30/672		W28/672	13.79	5.78	8.01	58.09	5.85	7.94	57.58	-0.07	0.51
R31/672		W29/672	13.82	5.84	7.98	57.74	5.88	7.94	57.45	-0.04	0.29
R32/672		W30/672	13.92	5.97	7.95	57.11	6.04	7.88	56.61	-0.07	0.50
R33/672		W31/672	16.62	8.68	7.94	47.77	8.73	7.89	47.47	-0.05	0.30
R34/672		W32/672	35.15	27.17	7.98	22.70	27.21	7.93	22.57	-0.04	0.14
R1/673		W1/673	37.58	29.47	8.11	21.58	29.53	8.05	21.42	-0.06	0.16
R4/673		W5/673	37.56	29.56	8.00	21.30	29.61	7.95	21.17	-0.05	0.13
R5/673		W6/673	37.54	29.45	8.09	21.55	29.51	8.03	21.39	-0.06	0.16
R8/673		W11/673	33.89	26.74	7.15	21.10	26.77	7.12	21.01	-0.03	0.09
R9/673		W12/673	33.95	27.19	6.76	19.91	27.23	6.72	19.79	-0.04	0.12
R12/673		W16/673	37.57	29.46	8.11	21.59	29.52	8.04	21.41	-0.06	0.18
R13/673		W17/673	37.58	29.34	8.24	21.93	29.39	8.19	21.79	-0.05	0.13
R16/673		W20/673	37.59	29.55	8.04	21.39	29.60	7.99	21.26	-0.05	0.13
R17/673		W21/673	37.60	29.54	8.06	21.44	29.58	8.02	21.33	-0.04	0.11
R20/673		W26/673	37.59	29.61	7.98	21.23	29.67	7.92	21.07	-0.06	0.16
R21/673		W27/673	37.58	29.61	7.97	21.21	29.66	7.92	21.08	-0.05	0.13
R24/673		W32/673	34.16	27.01	7.15	20.93	27.08	7.07	20.70	-0.07	0.23
R25/673		W33/673	34.04	27.38	6.66	19.57	27.43	6.61	19.42	-0.05	0.15
R28/673		W38/673	37.58	29.81	7.77	20.68	29.84	7.74	20.60	-0.03	0.08
R29/673		W39/673	37.60	29.85	7.75	20.61	29.86	7.74	20.59	-0.01	0.03



DAYLIGHT Analysis
 O2 Centre, Finchley, Camden, London
 Proposed Scheme vs Proposed Scheme (Cumulative) 06-01-25 Phase 1 and Consented Phase 2,3

DAYLIGHT

Room	Room Use	Window	Existing VSC	Proposed VSC	Loss	%Loss	Proposed VSC	Loss	%Loss	2024 Proposed VSC vs 2024 Proposed Cumulative VSC	2024 Proposed VSC vs 2024 Proposed Cumulative VSC (% Loss)
R32/673		W44/673	37.59	29.84	7.75	20.62	29.87	7.72	20.54	-0.03	0.08
R1/674		W1/674	30.26	22.52	7.74	25.58	22.59	7.67	25.35	-0.07	0.23
R2/674		W2/674	30.21	22.46	7.75	25.65	22.52	7.69	25.46	-0.06	0.20
R3/674		W3/674	30.18	22.46	7.72	25.58	22.52	7.66	25.38	-0.06	0.20
R4/674		W4/674	30.16	22.43	7.73	25.63	22.48	7.68	25.46	-0.05	0.17
R5/674		W5/674	30.14	22.41	7.73	25.65	22.44	7.70	25.55	-0.03	0.10
R6/674		W6/674	30.12	22.42	7.70	25.56	22.47	7.65	25.40	-0.05	0.17
R7/674		W7/674	30.09	22.41	7.68	25.52	22.45	7.64	25.39	-0.04	0.13
R8/674		W8/674	30.08	22.26	7.82	26.00	22.29	7.79	25.90	-0.03	0.10
R9/674		W9/674	31.03	23.22	7.81	25.17	23.28	7.75	24.98	-0.06	0.19
R10/674		W10/674	30.04	22.21	7.83	26.07	22.26	7.78	25.90	-0.05	0.17
R11/674		W11/674	30.01	22.28	7.73	25.76	22.33	7.68	25.59	-0.05	0.17
R12/674		W12/674	29.99	22.20	7.79	25.98	22.26	7.73	25.78	-0.06	0.20
R13/674		W13/674	29.97	22.20	7.77	25.93	22.25	7.72	25.76	-0.05	0.17
R14/674		W14/674	29.95	22.07	7.88	26.31	22.13	7.81	26.09	-0.06	0.23
R15/674		W15/674	29.93	22.11	7.82	26.13	22.16	7.77	25.96	-0.05	0.17
R16/674		W16/674	29.91	22.18	7.73	25.84	22.23	7.68	25.68	-0.05	0.17
R17/674		W17/674	29.89	22.12	7.77	26.00	22.18	7.71	25.79	-0.06	0.20
R18/674		W18/674	29.86	22.09	7.77	26.02	22.14	7.72	25.85	-0.05	0.17
R19/674		W19/674	29.84	22.07	7.77	26.04	22.12	7.72	25.87	-0.05	0.17
R20/674		W20/674	29.82	22.16	7.66	25.69	22.22	7.59	25.46	-0.06	0.23
R21/674		W21/674	29.79	22.15	7.64	25.65	22.20	7.59	25.48	-0.05	0.17
R22/674		W22/674	29.77	22.11	7.66	25.73	22.16	7.61	25.56	-0.05	0.17
R23/674		W23/674	29.74	22.08	7.66	25.76	22.13	7.61	25.59	-0.05	0.17
R24/674		W24/674	29.71	22.16	7.55	25.41	22.21	7.50	25.24	-0.05	0.17
R25/674		W25/674	29.69	22.13	7.56	25.46	22.17	7.52	25.33	-0.04	0.13
R26/674		W26/674	30.71	23.15	7.56	24.62	23.20	7.50	24.43	-0.05	0.19
R27/674		W27/674	29.63	22.17	7.46	25.18	22.23	7.40	24.97	-0.06	0.20
R28/674		W28/674	29.61	22.14	7.47	25.23	22.19	7.42	25.06	-0.05	0.17
R29/674		W29/674	29.57	22.07	7.50	25.36	22.11	7.45	25.20	-0.04	0.16
R30/674		W30/674	29.55	22.06	7.49	25.35	22.12	7.43	25.14	-0.06	0.20
R31/674		W31/674	29.52	22.05	7.47	25.30	22.12	7.40	25.07	-0.07	0.24
R32/674		W32/674	29.49	22.09	7.40	25.09	22.11	7.38	25.03	-0.02	0.07
R33/674		W33/674	29.47	22.05	7.42	25.18	22.09	7.37	25.02	-0.04	0.16
R34/674		W34/674	29.47	22.02	7.45	25.28	22.05	7.42	25.18	-0.03	0.10
77-108 BROADFIELD											
R1/690		W1/690	33.62	26.79	6.83	20.32	26.82	6.80	20.23	-0.03	0.09
R6/690		W6/690	31.95	24.91	7.04	22.03	24.92	7.03	22.00	-0.01	0.03
R7/690		W7/690	31.96	24.83	7.13	22.31	24.85	7.10	22.22	-0.02	0.09
R10/690		W10/690	27.78	21.99	5.79	20.84	22.02	5.75	20.71	-0.03	0.14
R13/690		W11/690	28.32	22.89	5.43	19.17	22.87	5.45	19.24	0.02	-0.07
R16/690		W14/690	32.61	25.49	7.12	21.83	25.51	7.10	21.77	-0.02	0.06
R17/690		W15/690	32.79	25.62	7.17	21.87	25.65	7.14	21.77	-0.03	0.09
R22/690		W22/690	32.94	25.91	7.03	21.34	25.93	7.01	21.28	-0.02	0.06
R23/690		W23/690	32.94	26.02	6.92	21.01	26.05	6.89	20.92	-0.03	0.09
R28/690		W28/690	32.93	26.27	6.66	20.22	26.31	6.62	20.10	-0.04	0.12
R29/690		W29/690	32.79	26.15	6.64	20.25	26.17	6.62	20.19	-0.02	0.06
R32/690		W33/690	28.89	23.51	5.38	18.62	23.52	5.36	18.56	-0.01	0.06
R35/690		W34/690	28.41	24.22	4.19	14.75	24.21	4.20	14.78	0.01	-0.04



DAYLIGHT Analysis
 O2 Centre, Finchley, Camden, London
 Proposed Scheme vs Proposed Scheme (Cumulative) 06-01-25 Phase 1 and Consented Phase 2,3

DAYLIGHT

Room	Room Use	Window	Existing VSC	Proposed VSC	Loss	%Loss	Proposed VSC	Loss	%Loss	2024 Proposed VSC vs 2024 Proposed Cumulative VSC	2024 Proposed VSC vs 2024 Proposed Cumulative VSC (% Loss)
R38/690		W37/690	32.66	26.58	6.08	18.62	26.59	6.07	18.59	-0.01	0.03
R39/690		W38/690	32.83	26.71	6.12	18.64	26.72	6.11	18.61	-0.01	0.03
R44/690		W45/690	35.12	29.13	5.99	17.06	29.14	5.97	17.00	-0.01	0.05
R1/691		W1/691	33.98	26.35	7.63	22.45	26.37	7.61	22.40	-0.02	0.06
R2/691		W2/691	17.25	9.49	7.76	44.99	9.52	7.73	44.81	-0.03	0.17
R3/691		W3/691	14.49	6.69	7.80	53.83	6.72	7.77	53.62	-0.03	0.21
R4/691		W4/691	14.40	6.55	7.85	54.51	6.58	7.82	54.31	-0.03	0.21
R5/691		W5/691	14.41	6.58	7.83	54.34	6.60	7.80	54.17	-0.02	0.17
R6/691		W6/691	14.45	6.71	7.74	53.56	6.74	7.71	53.36	-0.03	0.21
R7/691		W7/691	14.14	6.47	7.67	54.24	6.50	7.64	54.03	-0.03	0.21
R8/691		W8/691	11.75	5.06	6.69	56.94	5.09	6.66	56.68	-0.03	0.26
R9/691		W9/691	11.63	5.72	5.91	50.82	5.70	5.93	50.99	0.02	-0.17
R10/691		W10/691	14.15	6.86	7.29	51.52	6.88	7.27	51.38	-0.02	0.14
R11/691		W11/691	14.52	7.10	7.42	51.10	7.12	7.40	50.96	-0.02	0.14
R12/691		W12/691	14.48	7.07	7.41	51.17	7.09	7.39	51.04	-0.02	0.14
R13/691		W13/691	14.48	7.19	7.29	50.35	7.22	7.26	50.14	-0.03	0.21
R14/691		W14/691	14.60	7.29	7.31	50.07	7.32	7.27	49.83	-0.03	0.24
R15/691		W15/691	14.58	7.36	7.22	49.52	7.38	7.19	49.35	-0.02	0.17
R16/691		W16/691	14.50	7.39	7.11	49.03	7.42	7.08	48.83	-0.03	0.21
R17/691		W17/691	14.49	7.51	6.98	48.17	7.53	6.96	48.03	-0.02	0.14
R18/691		W18/691	14.58	7.57	7.01	48.08	7.60	6.98	47.87	-0.03	0.21
R19/691		W19/691	14.58	7.76	6.82	46.78	7.78	6.79	46.60	-0.02	0.17
R20/691		W20/691	14.49	7.70	6.79	46.86	7.73	6.75	46.62	-0.03	0.24
R21/691		W21/691	14.48	7.78	6.70	46.27	7.80	6.68	46.13	-0.02	0.14
R22/691		W22/691	14.52	7.91	6.61	45.52	7.93	6.59	45.39	-0.02	0.14
R23/691		W23/691	14.16	7.68	6.48	45.76	7.69	6.47	45.69	-0.01	0.07
R24/691		W24/691	11.91	6.10	5.81	48.78	6.10	5.81	48.78	0.00	0.00
R25/691		W25/691	11.54	6.97	4.57	39.60	6.96	4.58	39.69	0.01	-0.09
R26/691		W26/691	14.17	7.97	6.20	43.75	7.97	6.20	43.75	0.00	0.00
R27/691		W27/691	14.50	8.25	6.25	43.10	8.26	6.24	43.03	-0.01	0.07
R28/691		W28/691	14.44	8.16	6.28	43.49	8.16	6.28	43.49	0.00	0.00
R29/691		W29/691	14.43	8.26	6.17	42.76	8.26	6.17	42.76	0.00	0.00
R30/691		W30/691	14.53	8.43	6.10	41.98	8.43	6.10	41.98	0.00	0.00
R31/691		W31/691	17.67	11.61	6.06	34.30	11.61	6.05	34.26	0.00	0.04
R32/691		W32/691	34.60	28.58	6.02	17.40	28.59	6.01	17.37	-0.01	0.03
R1/692		W1/692	36.42	28.94	7.48	20.54	28.97	7.44	20.43	-0.03	0.10
R6/692		W8/692	37.05	29.42	7.63	20.59	29.45	7.60	20.51	-0.03	0.08
R7/692		W9/692	36.98	29.32	7.66	20.71	29.35	7.63	20.63	-0.03	0.08
R10/692		W13/692	35.04	27.54	7.50	21.40	27.55	7.49	21.38	-0.01	0.03
R13/692		W18/692	35.24	28.10	7.14	20.26	28.13	7.11	20.18	-0.03	0.09
R16/692		W22/692	37.12	29.87	7.25	19.53	29.89	7.23	19.48	-0.02	0.05
R17/692		W23/692	37.24	30.03	7.21	19.36	30.06	7.17	19.26	-0.03	0.10
R22/692		W30/692	37.31	30.31	7.00	18.76	30.33	6.98	18.71	-0.02	0.05
R23/692		W31/692	37.30	30.45	6.85	18.36	30.47	6.83	18.31	-0.02	0.05
R28/692		W38/692	37.24	30.65	6.59	17.70	30.66	6.58	17.67	-0.01	0.03
R29/692		W39/692	37.11	30.53	6.58	17.73	30.55	6.56	17.68	-0.02	0.05
R32/692		W43/692	35.09	28.81	6.28	17.90	28.83	6.26	17.84	-0.02	0.06
R35/692		W47/692	35.21	29.20	6.01	17.07	29.20	6.01	17.07	0.00	0.00
R38/692		W50/692	37.06	30.96	6.10	16.46	30.96	6.10	16.46	0.00	0.00



DAYLIGHT Analysis
 O2 Centre, Finchley, Camden, London
 Proposed Scheme vs Proposed Scheme (Cumulative) 06-01-25 Phase 1 and Consented Phase 2,3

DAYLIGHT

Room	Room Use	Window	Existing VSC	Proposed VSC	Loss	%Loss	Proposed VSC	Loss	%Loss	2024 Proposed VSC vs 2024 Proposed Cumulative VSC	2024 Proposed VSC vs 2024 Proposed Cumulative VSC (% Loss)
R39/692		W51/692	37.17	31.12	6.05	16.28	31.13	6.04	16.25	-0.01	0.03
R44/692		W58/692	37.09	31.15	5.94	16.02	31.16	5.93	15.99	-0.01	0.03
R1/693		W1/693	27.20	19.98	7.22	26.54	19.99	7.21	26.51	-0.01	0.04
R2/693		W2/693	27.47	20.14	7.33	26.68	20.15	7.32	26.65	-0.01	0.04
R3/693		W3/693	27.55	20.17	7.38	26.79	20.20	7.35	26.68	-0.03	0.11
R4/693		W4/693	27.49	20.07	7.42	26.99	20.10	7.39	26.88	-0.03	0.11
R5/693		W5/693	27.47	20.07	7.40	26.94	20.09	7.38	26.87	-0.02	0.07
R6/693		W6/693	27.43	20.12	7.31	26.65	20.14	7.28	26.55	-0.02	0.10
R7/693		W7/693	26.65	19.41	7.24	27.17	19.44	7.21	27.05	-0.03	0.11
R8/693		W8/693	21.20	14.90	6.30	29.72	14.93	6.27	29.58	-0.03	0.14
R9/693		W9/693	21.54	15.98	5.56	25.81	15.97	5.57	25.86	0.01	-0.05
R10/693		W10/693	26.70	19.82	6.88	25.77	19.85	6.85	25.66	-0.03	0.11
R11/693		W11/693	27.46	20.49	6.97	25.38	20.51	6.95	25.31	-0.02	0.07
R12/693		W12/693	27.51	20.55	6.96	25.30	20.57	6.94	25.23	-0.02	0.07
R13/693		W13/693	27.55	20.69	6.86	24.90	20.72	6.82	24.76	-0.03	0.14
R14/693		W14/693	27.67	20.82	6.85	24.76	20.85	6.82	24.65	-0.03	0.11
R15/693		W15/693	27.66	20.88	6.78	24.51	20.90	6.76	24.44	-0.02	0.07
R16/693		W16/693	27.57	20.82	6.75	24.48	20.86	6.71	24.34	-0.04	0.15
R17/693		W17/693	27.57	21.01	6.56	23.79	21.03	6.53	23.69	-0.02	0.10
R18/693		W18/693	27.65	21.09	6.56	23.73	21.11	6.54	23.65	-0.02	0.07
R19/693		W19/693	27.65	21.24	6.41	23.18	21.26	6.39	23.11	-0.02	0.07
R20/693		W20/693	27.53	21.18	6.35	23.07	21.21	6.32	22.96	-0.03	0.11
R21/693		W21/693	27.48	21.20	6.28	22.85	21.23	6.25	22.74	-0.03	0.11
R22/693		W22/693	27.43	21.25	6.18	22.53	21.26	6.17	22.49	-0.01	0.04
R23/693		W23/693	26.58	20.49	6.09	22.91	20.50	6.07	22.85	-0.01	0.07
R24/693		W24/693	21.52	16.07	5.45	25.33	16.08	5.44	25.28	-0.01	0.05
R25/693		W25/693	21.31	17.07	4.24	19.90	17.06	4.25	19.94	0.01	-0.05
R26/693		W26/693	26.63	20.84	5.79	21.74	20.85	5.78	21.70	-0.01	0.04
R27/693		W27/693	27.43	21.57	5.86	21.36	21.58	5.85	21.33	-0.01	0.04
R28/693		W28/693	27.45	21.57	5.88	21.42	21.57	5.88	21.42	0.00	0.00
R29/693		W29/693	27.49	21.71	5.78	21.03	21.72	5.77	20.99	-0.01	0.04
R30/693		W30/693	27.60	21.87	5.73	20.76	21.87	5.73	20.76	0.00	0.00
R31/693		W31/693	27.59	21.91	5.68	20.59	21.91	5.68	20.59	0.00	0.00
R32/693		W32/693	27.49	21.83	5.66	20.59	21.83	5.66	20.59	0.00	0.00
140 Broadhurst Gardens											
R1/1609	ASSUMED	W1/1609	34.80	29.01	5.79	16.64	29.01	5.78	16.61	0.00	0.02
R2/1609	LKD	W2/1609	36.38	30.22	6.16	16.93	30.22	6.16	16.93	0.00	0.00
R2/1609	LKD	W3/1609	4.62	4.62	0.00	0.00	4.62	0.00	0.00	0.00	0.00
R2/1609	LKD	W4/1609	0.41	0.41	0.00	0.00	0.41	0.00	0.00	0.00	0.00
R1/1610		W1/1610	24.77	20.49	4.28	17.28	20.49	4.28	17.28	0.00	0.00
R2/1610	ASSUMED	W2/1610	37.41	31.38	6.03	16.12	31.39	6.02	16.09	-0.01	0.03
R2/1610	ASSUMED	W3/1610	18.84	17.87	0.97	5.15	17.87	0.97	5.15	0.00	0.00
R1/1611	ASSUMED	W1/1611	30.33	25.21	5.12	16.88	25.22	5.11	16.85	-0.01	0.03
R2/1611	ASSUMED	W2/1611	38.12	32.42	5.70	14.95	32.43	5.69	14.93	-0.01	0.03
R2/1611	ASSUMED	W3/1611	38.11	32.41	5.70	14.96	32.41	5.70	14.96	0.00	0.00
R1/1620	BEDROOM	W1/1620	13.34	13.34	0.00	0.00	13.34	0.00	0.00	0.00	0.00
R1/1620	BEDROOM	W2/1620	14.89	14.89	0.00	0.00	14.89	0.00	0.00	0.00	0.00
R1/1620	BEDROOM	W3/1620	24.10	20.98	3.12	12.95	20.98	3.12	12.95	0.00	0.00
R1/1620	BEDROOM	W4/1620	17.09	17.09	0.00	0.00	17.09	0.00	0.00	0.00	0.00
R1/1621	ASSUMED	W1/1621	29.49	25.25	4.24	14.38	25.25	4.24	14.38	0.00	0.00
R1/1622	ASSUMED	W1/1622	38.00	32.80	5.20	13.68	32.81	5.19	13.66	-0.01	0.03
142 Broadhurst Gardens											
R3/1609	LKD	W5/1609	0.41	0.41	0.00	0.00	0.41	0.00	0.00	0.00	0.00



DAYLIGHT Analysis
 O2 Centre, Finchley, Camden, London
 Proposed Scheme vs Proposed Scheme (Cumulative) 06-01-25 Phase 1 and Consented Phase 2,3

DAYLIGHT

Room	Room Use	Window	Existing VSC	Proposed VSC	Loss	%Loss	Proposed VSC	Loss	%Loss	2024 Proposed VSC vs 2024 Proposed Cumulative VSC	2024 Proposed VSC vs 2024 Proposed Cumulative VSC (% Loss)
R3/1609	LKD	W6/1609	36.05	30.19	5.86	16.26	30.19	5.86	16.26	0.00	0.00
R3/1609	LKD	W7/1609	4.62	4.62	0.00	0.00	4.62	0.00	0.00	0.00	0.00
R4/1609	ASSUMED	W8/1609	30.57	26.50	4.07	13.31	26.50	4.07	13.31	0.00	0.00
R3/1610	ASSUMED	W4/1610	19.17	16.94	2.23	11.63	16.95	2.22	11.58	-0.01	0.05
R3/1610	ASSUMED	W5/1610	37.35	31.34	6.01	16.09	31.34	6.01	16.09	0.00	0.00
R4/1610		W6/1610	23.15	20.24	2.91	12.57	20.24	2.91	12.57	0.00	0.00
R3/1611	ASSUMED	W4/1611	38.05	32.43	5.62	14.77	32.43	5.62	14.77	0.00	0.00
R3/1611	ASSUMED	W5/1611	38.04	32.49	5.55	14.59	32.50	5.54	14.56	-0.01	0.03
R4/1611	ASSUMED	W6/1611	29.49	26.02	3.47	11.77	26.02	3.47	11.77	0.00	0.00
R2/1620	BEDROOM	W5/1620	17.09	17.05	0.04	0.23	17.05	0.04	0.23	0.00	0.00
R2/1620	BEDROOM	W6/1620	14.89	14.89	0.00	0.00	14.89	0.00	0.00	0.00	0.00
R2/1620	BEDROOM	W7/1620	24.49	20.13	4.36	17.80	20.13	4.36	17.80	0.00	0.00
R2/1620	BEDROOM	W8/1620	13.34	13.33	0.01	0.07	13.33	0.01	0.07	0.00	0.00
R2/1621	ASSUMED	W2/1621	29.66	24.41	5.25	17.70	24.42	5.24	17.67	-0.01	0.03
R2/1622	ASSUMED	W2/1622	38.02	32.69	5.33	14.02	32.69	5.33	14.02	0.00	0.00
144 Broadhurst Gardens											
R1/1279	LKD	W1/1279	36.10	30.18	5.92	16.40	30.18	5.92	16.40	0.00	0.00
R1/1279	LKD	W2/1279	0.40	0.40	0.00	0.00	0.40	0.00	0.00	0.00	0.00
R1/1279	LKD	W3/1279	3.44	3.44	0.00	0.00	3.44	0.00	0.00	0.00	0.00
R2/1279	ASSUMED	W4/1279	32.36	28.50	3.86	11.93	28.50	3.86	11.93	0.00	0.00
R1/1280	ASSUMED	W2/1280	37.40	31.41	5.99	16.02	31.41	5.99	16.02	0.00	0.00
R2/1280		W3/1280	24.81	20.37	4.44	17.90	20.38	4.43	17.86	-0.01	0.04
R1/1281	ASSUMED	W1/1281	37.99	32.49	5.50	14.48	32.49	5.50	14.48	0.00	0.00
R1/1281	ASSUMED	W2/1281	38.05	32.43	5.62	14.77	32.44	5.61	14.74	-0.01	0.03
R2/1281	ASSUMED	W3/1281	30.23	25.27	4.96	16.41	25.28	4.95	16.37	-0.01	0.03
R1/1282	ASSUMED	W1/1282	38.30	33.35	4.95	12.92	33.36	4.94	12.90	-0.01	0.03
R1/1290	BEDROOM	W1/1290	12.47	12.47	0.00	0.00	12.47	0.00	0.00	0.00	0.00
R1/1290	BEDROOM	W2/1290	22.80	19.55	3.25	14.25	19.55	3.25	14.25	0.00	0.00
R1/1290	BEDROOM	W3/1290	13.87	13.87	0.00	0.00	13.87	0.00	0.00	0.00	0.00
R1/1290	BEDROOM	W4/1290	16.07	15.99	0.08	0.50	15.99	0.08	0.50	0.00	0.00
R1/1291	ASSUMED	W1/1291	28.32	24.28	4.04	14.27	24.27	4.05	14.30	0.01	-0.04
R1/1292	ASSUMED	W1/1292	37.91	32.94	4.97	13.11	32.95	4.96	13.08	-0.01	0.03
146 Broadhurst Gardens											
R1/1260	KITCHEN	W3/1260	18.70	17.06	1.64	8.77	17.06	1.64	8.77	0.00	0.00
R3/1260	DINING	W1/1260	18.86	16.82	2.04	10.82	16.82	2.04	10.82	0.00	0.00
R3/1260	DINING	W10/1260	20.16	17.78	2.38	11.81	17.78	2.38	11.81	0.00	0.00
R3/1260	DINING	W11/1260	20.84	18.16	2.68	12.86	18.16	2.68	12.86	0.00	0.00
R2/1261	SUN_ROOM	W2/1261	26.39	23.81	2.58	9.78	23.82	2.57	9.74	-0.01	0.04
R2/1261	SUN_ROOM	W3/1261	37.30	31.46	5.84	15.66	31.46	5.84	15.66	0.00	0.00
R2/1261	SUN_ROOM	W4/1261	37.24	31.45	5.79	15.55	31.45	5.79	15.55	0.00	0.00
R2/1261	SUN_ROOM	W5/1261	37.22	31.44	5.78	15.53	31.44	5.78	15.53	0.00	0.00
R2/1261	SUN_ROOM	W6/1261	37.17	31.40	5.77	15.52	31.40	5.77	15.52	0.00	0.00
R2/1261	SUN_ROOM	W7/1261	21.33	20.47	0.86	4.03	20.47	0.86	4.03	0.00	0.00
R4/1261	BEDROOM	W9/1261	20.93	18.63	2.30	10.99	18.63	2.30	10.99	0.00	0.00
R2/1262	KD	W1/1262	23.62	21.16	2.46	10.41	21.17	2.45	10.37	-0.01	0.04
R2/1262	KD	W2/1262	29.06	26.56	2.50	8.60	26.56	2.50	8.60	0.00	0.00
R2/1262	KD	W3/1262	35.86	30.34	5.52	15.39	30.35	5.51	15.37	-0.01	0.03
R2/1262	KD	W4/1262	36.96	31.49	5.47	14.80	31.49	5.47	14.80	0.00	0.00
R2/1262	KD	W5/1262	36.98	31.51	5.47	14.79	31.52	5.46	14.76	-0.01	0.03
R2/1262	KD	W6/1262	35.87	30.41	5.46	15.22	30.41	5.46	15.22	0.00	0.00
R2/1262	KD	W7/1262	24.56	23.77	0.79	3.22	23.77	0.79	3.22	0.00	0.00
R4/1262	LIVINGROOM	W9/1262	25.72	23.61	2.11	8.20	23.61	2.11	8.20	0.00	0.00
R1/1270	BEDROOM	W1/1270	21.97	19.27	2.70	12.29	19.27	2.70	12.29	0.00	0.00
R1/1270	BEDROOM	W2/1270	20.41	16.99	3.42	16.76	16.99	3.42	16.76	0.00	0.00
R1/1270	BEDROOM	W3/1270	17.92	14.91	3.01	16.80	14.91	3.01	16.80	0.00	0.00
R1/1270	BEDROOM	W4/1270	22.40	17.81	4.59	20.49	17.81	4.59	20.49	0.00	0.00
R1/1271	BEDROOM	W1/1271	24.84	20.03	4.81	19.36	20.03	4.81	19.36	0.00	0.00
R1/1272	BEDROOM	W1/1272	37.53	32.81	4.72	12.58	32.81	4.72	12.58	0.00	0.00
148 Broadhurst Gardens											
R1/1300	ASSUMED	W1/1300	30.14	25.15	4.99	16.56	25.14	5.00	16.59	0.01	-0.03
R2/1300	ASSUMED	W2/1300	33.43	28.08	5.35	16.00	28.08	5.35	16.00	0.00	0.00
R3/1300	ASSUMED	W3/1300	33.17	27.96	5.21	15.71	27.97	5.20	15.68	-0.01	0.03
R4/1300	ASSUMED	W4/1300	33.36	27.89	5.47	16.40	27.89	5.47	16.40	0.00	0.00



DAYLIGHT Analysis
 O2 Centre, Finchley, Camden, London
 Proposed Scheme vs Proposed Scheme (Cumulative) 06-01-25 Phase 1 and Consented Phase 2,3

DAYLIGHT

Room	Room Use	Window	Existing VSC	Proposed VSC	Loss	%Loss	Proposed VSC	Loss	%Loss	2024 Proposed VSC vs 2024 Proposed Cumulative VSC	2024 Proposed VSC vs 2024 Proposed Cumulative VSC (% Loss)
R5/1300	ASSUMED	W5/1300	34.97	29.65	5.32	15.21	29.65	5.32	15.21	0.00	0.00
R6/1300	ASSUMED	W6/1300	32.17	27.39	4.78	14.86	27.39	4.77	14.83	0.00	0.03
R1/1301	ASSUMED	W1/1301	32.75	27.90	4.85	14.81	27.90	4.85	14.81	0.00	0.00
R2/1301	ASSUMED	W2/1301	35.19	29.99	5.20	14.78	30.00	5.19	14.75	-0.01	0.03
R3/1301	ASSUMED	W3/1301	34.33	29.27	5.06	14.74	29.28	5.05	14.71	-0.01	0.03
R4/1301	ASSUMED	W4/1301	34.15	28.67	5.48	16.05	28.67	5.48	16.05	0.00	0.00
R5/1301	ASSUMED	W5/1301	36.35	30.84	5.51	15.16	30.84	5.51	15.16	0.00	0.00
R6/1301	ASSUMED	W6/1301	34.83	29.63	5.20	14.93	29.63	5.20	14.93	0.00	0.00
R1/1302	ASSUMED	W1/1302	36.17	31.45	4.72	13.05	31.46	4.71	13.02	-0.01	0.03
R2/1302	ASSUMED	W2/1302	36.97	32.04	4.93	13.34	32.05	4.92	13.31	-0.01	0.03
R4/1302	ASSUMED	W4/1302	34.88	29.67	5.21	14.94	29.67	5.21	14.94	0.00	0.00
R5/1302	ASSUMED	W5/1302	37.25	32.02	5.23	14.04	32.02	5.23	14.04	0.00	0.00
R6/1302	ASSUMED	W6/1302	36.58	31.62	4.96	13.56	31.63	4.95	13.53	-0.01	0.03
R1/1303	ASSUMED	W1/1303	31.59	26.78	4.81	15.23	26.79	4.80	15.19	-0.01	0.03
R2/1303	ASSUMED	W2/1303	31.73	26.95	4.78	15.06	26.95	4.78	15.06	0.00	0.00
R3/1303	ASSUMED	W3/1303	31.77	26.90	4.87	15.33	26.91	4.86	15.30	-0.01	0.03
R4/1303	ASSUMED	W5/1303	31.77	26.84	4.93	15.52	26.85	4.92	15.49	-0.01	0.03
R5/1303	ASSUMED	W6/1303	31.75	26.74	5.01	15.78	26.74	5.01	15.78	0.00	0.00
R6/1303	ASSUMED	W7/1303	31.67	26.72	4.95	15.63	26.73	4.94	15.60	-0.01	0.03
152 Broadhurst Gardens											
R1/1320	KITCHEN	W3/1320	13.05	12.43	0.62	4.75	12.43	0.62	4.75	0.00	0.00
R1/1320	KITCHEN	W4/1320	12.27	12.07	0.20	1.63	12.07	0.20	1.63	0.00	0.00
R2/1320	LIVINGROOM	W5/1320	23.09	20.95	2.14	9.27	20.95	2.14	9.27	0.00	0.00
R2/1320	LIVINGROOM	W6/1320	15.99	15.41	0.58	3.63	15.41	0.58	3.63	0.00	0.00
R3/1320	BEDROOM	W2/1320	18.68	17.95	0.73	3.91	17.95	0.73	3.91	0.00	0.00
R1/1321	STUDIO	W1/1321	37.60	32.05	5.55	14.76	32.05	5.55	14.76	0.00	0.00
R1/1321	STUDIO	W2/1321	37.13	31.53	5.60	15.08	31.54	5.59	15.06	-0.01	0.03
R1/1322	STUDIO	W2/1322	38.30	32.99	5.31	13.86	33.00	5.30	13.84	-0.01	0.03
R1/1330	LKD	W1/1330	19.58	15.94	3.64	18.59	15.94	3.64	18.59	0.00	0.00
R1/1331	STUDIO	W1/1331	25.32	20.33	4.99	19.71	20.33	4.98	19.68	0.00	0.03
R1/1332		W1/1332	38.35	33.00	5.35	13.95	33.01	5.34	13.92	-0.01	0.03
R1/1332		W2/1332	87.11	84.03	3.08	3.54	84.03	3.08	3.54	0.00	0.00
R1/1339	ASSUMED_BEDROOM	W1/1330	19.58	15.94	3.64	18.59	15.94	3.64	18.59	0.00	0.00
154 Broadhurst Gardens											
R1/1340	BEDROOM_LIVINGROO	W1/1340	30.48	27.14	3.34	10.96	27.14	3.34	10.96	0.00	0.00
R2/1340	KITCHEN	W2/1340	17.25	16.16	1.09	6.32	16.16	1.09	6.32	0.00	0.00
R4/1340	BATHROOM	W4/1340	24.98	23.58	1.40	5.60	23.58	1.40	5.60	0.00	0.00
R2/1341	KD	W2/1341	37.63	31.72	5.91	15.71	31.72	5.91	15.71	0.00	0.00
R1/1342	BEDROOM_TRUNC	W1/1342	37.99	31.68	6.31	16.61	31.68	6.31	16.61	0.00	0.00
164 Broadhurst Gardens											
R4/1360	DINING	W2/1360	29.20	23.63	5.57	19.08	23.63	5.57	19.08	0.00	0.00
R5/1360	KITCHEN	W3/1360	29.86	23.14	6.72	22.51	23.14	6.72	22.51	0.00	0.00
R5/1360	KITCHEN	W4/1360	29.75	22.96	6.79	22.82	22.96	6.79	22.82	0.00	0.00
R4/1361	BEDROOM	W3/1361	33.59	27.12	6.47	19.26	27.12	6.47	19.26	0.00	0.00
166 Broadhurst Gardens											
R1/1360	KITCHEN	W7/1360	33.29	25.42	7.87	23.64	25.42	7.87	23.64	0.00	0.00
R2/1360	DINING	W6/1360	32.31	25.64	6.67	20.64	25.64	6.67	20.64	0.00	0.00
R2/1361	BEDROOM	W2/1361	34.35	27.10	7.25	21.11	27.10	7.25	21.11	0.00	0.00
168 Broadhurst Gardens											
R1/1370	ASSUMED_BEDROOM	W1/1370	31.92	23.01	8.91	27.91	23.01	8.91	27.91	0.00	0.00
R1/1371	ASSUMED_BEDROOM	W1/1371	35.74	27.29	8.45	23.64	27.29	8.45	23.64	0.00	0.00
R1/1372	ASSUMED_BEDROOM	W1/1372	37.49	29.72	7.77	20.73	29.71	7.78	20.75	0.01	-0.03



DAYLIGHT Analysis
 O2 Centre, Finchley, Camden, London
 Proposed Scheme vs Proposed Scheme (Cumulative) 06-01-25 Phase 1 and Consented Phase 2,3

DAYLIGHT

Room	Room Use	Window	Existing VSC	Proposed VSC	Loss	%Loss	Proposed VSC	Loss	%Loss	2024 Proposed VSC vs 2024 Proposed Cumulative VSC	2024 Proposed VSC vs 2024 Proposed Cumulative VSC (% Loss)
R2/1380	KITCHEN?	W3/1380	21.50	19.51	1.99	9.26	19.51	1.99	9.26	0.00	0.00
R2/1380	KITCHEN?	W4/1380	24.63	22.46	2.17	8.81	22.46	2.17	8.81	0.00	0.00
R2/1380	KITCHEN?	W5/1380	34.91	25.60	9.31	26.67	25.60	9.31	26.67	0.00	0.00
R2/1381	KITCHEN?	W1/1381	29.52	27.55	1.97	6.67	27.55	1.97	6.67	0.00	0.00
R2/1381	KITCHEN?	W2/1381	31.39	29.33	2.06	6.56	29.33	2.06	6.56	0.00	0.00
R2/1381	KITCHEN?	W3/1381	35.83	26.99	8.84	24.67	26.99	8.84	24.67	0.00	0.00
R1/1382	ASSUMED	W3/1382	37.29	34.55	2.74	7.35	34.55	2.74	7.35	0.00	0.00
170 Broadhurst Gardens											
R2/1370	ASSUMED_BEDROOM	W2/1370	32.14	22.87	9.27	28.84	22.87	9.27	28.84	0.00	0.00
R2/1371	ASSUMED_BEDROOM	W2/1371	35.89	27.20	8.69	24.21	27.20	8.69	24.21	0.00	0.00
R2/1372	ASSUMED_BEDROOM	W2/1372	37.43	29.68	7.75	20.71	29.68	7.75	20.71	0.00	0.00
R3/1380	KITCHEN?	W6/1380	35.21	25.43	9.78	27.78	25.43	9.78	27.78	0.00	0.00
R3/1381	KITCHEN?	W4/1381	36.08	26.84	9.24	25.61	26.84	9.24	25.61	0.00	0.00
R3/1381	KITCHEN?	W5/1381	17.14	14.92	2.22	12.95	14.92	2.22	12.95	0.00	0.00
R2/1382	ASSUMED	W1/1382	36.25	27.91	8.34	23.01	27.91	8.34	23.01	0.00	0.00
R2/1382	ASSUMED	W2/1382	27.05	25.13	1.92	7.10	25.13	1.92	7.10	0.00	0.00
172 Broadhurst Gardens											
R1/1390	ASSUMED_BEDROOM	W3/1390	32.41	23.31	9.10	28.08	23.31	9.10	28.08	0.00	0.00
R1/1391	ASSUMED_BEDROOM	W1/1391	33.84	25.61	8.23	24.32	25.61	8.23	24.32	0.00	0.00
R1/1392	ASSUMED_BEDROOM	W1/1392	37.43	30.01	7.42	19.82	30.01	7.42	19.82	0.00	0.00
R1/1400	ASSUMED_KITCHEN	W1/1400	35.27	25.44	9.83	27.87	25.44	9.83	27.87	0.00	0.00
R1/1401	ASSUMED_KITCHEN	W1/1401	36.23	27.00	9.23	25.48	27.00	9.23	25.48	0.00	0.00
R2/1402	ASSUMED_KITCHEN	W2/1402	37.13	28.90	8.23	22.17	28.90	8.23	22.17	0.00	0.00
R1/1410	ASSUMED	W1/1410	21.90	15.35	6.55	29.91	15.35	6.55	29.91	0.00	0.00
R1/1411	ASSUMED	W1/1411	24.78	18.50	6.28	25.34	18.50	6.28	25.34	0.00	0.00
174 Broadhurst Gardens											
R2/1390	ASSUMED_BEDROOM	W4/1390	32.61	23.32	9.29	28.49	23.32	9.29	28.49	0.00	0.00
R2/1391	ASSUMED_BEDROOM	W2/1391	35.97	27.46	8.51	23.66	27.46	8.51	23.66	0.01	-0.03
R2/1392	ASSUMED_BEDROOM	W2/1392	37.43	30.06	7.37	19.69	30.06	7.37	19.69	0.00	0.00
R2/1400	ASSUMED_KITCHEN	W2/1400	35.42	25.64	9.78	27.61	25.64	9.78	27.61	0.00	0.00
R2/1401	ASSUMED_KITCHEN	W2/1401	36.29	27.11	9.18	25.30	27.11	9.18	25.30	0.00	0.00
R2/1401	ASSUMED_KITCHEN	W3/1401	19.54	17.74	1.80	9.21	17.74	1.80	9.21	0.00	0.00
R3/1402	ASSUMED	W3/1402	35.34	27.39	7.95	22.50	27.39	7.95	22.50	0.00	0.00
R3/1402	ASSUMED	W4/1402	27.50	25.98	1.52	5.53	25.98	1.52	5.53	0.00	0.00
176 Broadhurst Gardens											
R1/1420	ASSUMED_BEDROOM	W1/1420	32.72	23.97	8.75	26.74	23.97	8.75	26.74	0.00	0.00
R1/1421	ASSUMED_BEDROOM	W1/1421	36.00	28.11	7.89	21.92	28.11	7.89	21.92	0.00	0.00
R1/1422	ASSUMED_BEDROOM	W1/1422	37.51	30.72	6.79	18.10	30.72	6.79	18.10	0.00	0.00
R1/1430	ASSUMED_KITCHEN	W1/1430	35.55	25.95	9.60	27.00	25.95	9.60	27.00	0.00	0.00
R1/1431	ASSUMED_STAIR	W1/1431	18.69	16.86	1.83	9.79	16.86	1.83	9.79	0.00	0.00
R4/1431	ASSUMED	W2/1431	36.45	27.53	8.92	24.47	27.53	8.92	24.47	0.00	0.00
R1/1432	ASSUMED_STAIR	W1/1432	30.66	28.41	2.25	7.34	28.41	2.25	7.34	0.00	0.00
178 Broadhurst Gardens											
R2/1420	BEDROOM	W2/1420	31.03	23.32	7.71	24.85	23.32	7.71	24.85	0.00	0.00
R3/1420	BEDROOM	W3/1420	34.81	26.27	8.54	24.53	26.27	8.54	24.53	0.00	0.00
R2/1421	BEDROOM	W2/1421	35.86	27.92	7.94	22.14	27.92	7.94	22.14	0.00	0.00
R4/1421	BEDROOM	W4/1421	32.42	25.79	6.63	20.45	25.79	6.63	20.45	0.00	0.00
R2/1422	LKD	W2/1422	37.46	30.79	6.67	17.81	30.79	6.67	17.81	0.00	0.00
R2/1422	LKD	W3/1422	82.53	78.24	4.29	5.20	78.24	4.29	5.20	0.00	0.00
180 Broadhurst Gardens											
R1/1451	ASSUMED	W1/1451	34.70	27.85	6.85	19.74	27.85	6.85	19.74	0.00	0.00
R1/1452	ASSUMED	W1/1452	4.76	0.86	3.90	81.93	0.86	3.90	81.93	0.00	0.00
R1/1453	ASSUMED	W1/1453	38.37	34.22	4.15	10.82	34.22	4.15	10.82	0.00	0.00



DAYLIGHT Analysis
 O2 Centre, Finchley, Camden, London
 Proposed Scheme vs Proposed Scheme (Cumulative) 06-01-25 Phase 1 and Consented Phase 2,3

DAYLIGHT

Room	Room Use	Window	Existing VSC	Proposed VSC	Loss	%Loss	Proposed VSC	Loss	%Loss	2024 Proposed VSC vs 2024 Proposed Cumulative VSC	2024 Proposed VSC vs 2024 Proposed Cumulative VSC (% Loss)
R3/1453	ASSUMED	W3/1453	80.29	78.78	1.51	1.88	78.78	1.51	1.88	0.00	0.00
182 Broadhurst Gardens											
R2/1451	ASSUMED	W2/1451	34.91	28.23	6.68	19.13	28.23	6.68	19.13	0.00	0.00
R2/1452	ASSUMED	W2/1452	0.00	0.00	0.00	0.00	0.00	0.00	0.00	0.00	0.00
R2/1452	ASSUMED	W3/1452	4.80	0.78	4.02	83.75	0.78	4.02	83.75	0.00	0.00
R2/1453	ASSUMED	W2/1453	38.36	34.44	3.92	10.22	34.44	3.92	10.22	0.00	0.00
184 Broadhurst Gardens											
R1/1461	ASSUMED	W1/1461	34.65	28.35	6.30	18.18	28.35	6.30	18.18	0.00	0.00
R1/1462	ASSUMED	W1/1462	0.00	0.00	0.00	0.00	0.00	0.00	0.00	0.00	0.00
R1/1463	ASSUMED	W1/1463	38.42	34.88	3.54	9.21	34.88	3.54	9.21	0.00	0.00
186 Broadhurst Gardens											
R2/1461	ASSUMED	W2/1461	36.05	30.19	5.86	16.26	30.19	5.86	16.26	0.00	0.00
R2/1461	ASSUMED	W3/1461	35.79	29.98	5.81	16.23	29.98	5.81	16.23	0.00	0.00
R2/1462	ASSUMED	W2/1462	36.84	32.41	4.43	12.02	32.41	4.43	12.02	0.00	0.00
R2/1462	ASSUMED	W3/1462	36.37	31.93	4.44	12.21	31.93	4.44	12.21	0.00	0.00
R2/1463	ASSUMED	W2/1463	73.35	71.70	1.65	2.25	71.70	1.65	2.25	0.00	0.00
R2/1463	ASSUMED	W3/1463	37.81	34.64	3.17	8.38	34.64	3.17	8.38	0.00	0.00
R1/1481	ASSUMED	W1/1481	35.89	30.51	5.38	14.99	30.51	5.38	14.99	0.00	0.00
R1/1482	ASSUMED	W1/1482	36.51	32.47	4.04	11.07	32.47	4.04	11.07	0.00	0.00
R1/1483	ASSUMED	W1/1483	37.93	35.17	2.76	7.28	35.18	2.75	7.25	-0.01	0.03
R1/1484	ASSUMED	W1/1484	26.77	26.77	0.00	0.00	26.77	0.00	0.00	0.00	0.00
R1/1484	ASSUMED	W2/1484	74.63	73.76	0.87	1.17	73.76	0.87	1.17	0.00	0.00
R1/1484	ASSUMED	W3/1484	73.18	72.39	0.79	1.08	72.39	0.79	1.08	0.00	0.00
R1/1484	ASSUMED	W4/1484	68.51	67.88	0.63	0.92	67.88	0.63	0.92	0.00	0.00
R1/1484	ASSUMED	W5/1484	58.65	58.41	0.24	0.41	58.41	0.24	0.41	0.00	0.00
190 Broadhurst Gardens											
R1/1501	ASSUMED	W1/1501	37.11	32.70	4.41	11.88	32.70	4.41	11.88	0.00	0.00
R1/1502	ASSUMED	W1/1502	38.07	35.13	2.94	7.72	35.13	2.94	7.72	0.00	0.00
R1/1511	ASSUMED	W1/1511	36.87	32.33	4.54	12.31	32.33	4.54	12.31	0.00	0.00
R1/1512	ASSUMED	W1/1512	37.80	34.54	3.26	8.62	34.54	3.26	8.62	0.00	0.00
R1/1513	ASSUMED	W1/1513	38.53	36.37	2.16	5.61	36.37	2.16	5.61	0.00	0.00
R1/1513	ASSUMED	W2/1513	62.26	61.64	0.62	1.00	61.64	0.62	1.00	0.00	0.00
R1/1531	ASSUMED	W1/1531	35.96	33.45	2.51	6.98	33.45	2.51	6.98	0.00	0.00
R2/1531	ASSUMED	W2/1531	36.53	33.67	2.86	7.83	33.67	2.86	7.83	0.00	0.00
R3/1531	ASSUMED	W3/1531	36.20	33.04	3.16	8.73	33.04	3.16	8.73	0.00	0.00
R4/1531	ASSUMED	W4/1531	33.60	30.58	3.02	8.99	30.58	3.02	8.99	0.00	0.00
R5/1531	ASSUMED	W5/1531	28.00	25.63	2.37	8.46	25.63	2.37	8.46	0.00	0.00
R5/1531	ASSUMED	W6/1531	19.42	18.37	1.05	5.41	18.37	1.05	5.41	0.00	0.00
R1/1532	ASSUMED	W1/1532	37.66	35.91	1.75	4.65	35.91	1.75	4.65	0.00	0.00
R2/1532	ASSUMED	W2/1532	37.80	35.83	1.97	5.21	35.83	1.97	5.21	0.00	0.00
R3/1532	ASSUMED	W3/1532	37.63	35.56	2.07	5.50	35.56	2.07	5.50	0.00	0.00
R4/1532	ASSUMED	W4/1532	36.02	34.12	1.90	5.27	34.12	1.90	5.27	0.00	0.00
R5/1532	ASSUMED	W5/1532	31.95	30.47	1.48	4.63	30.47	1.48	4.63	0.00	0.00
R5/1532	ASSUMED	W6/1532	24.38	23.59	0.79	3.24	23.59	0.79	3.24	0.00	0.00
R1/1533	ASSUMED	W1/1533	62.97	61.91	1.06	1.68	61.91	1.06	1.68	0.00	0.00
R1/1533	ASSUMED	W2/1533	57.13	56.38	0.75	1.31	56.38	0.75	1.31	0.00	0.00
R2/1533	ASSUMED	W3/1533	54.85	54.03	0.82	1.49	54.03	0.82	1.49	0.00	0.00
R3/1533	ASSUMED	W4/1533	53.96	52.73	1.23	2.28	52.73	1.23	2.28	0.00	0.00
R4/1533	ASSUMED	W5/1533	54.34	53.02	1.32	2.43	53.02	1.32	2.43	0.00	0.00
R5/1533	ASSUMED	W6/1533	62.50	61.44	1.06	1.70	61.44	1.06	1.70	0.00	0.00
102 West End Lane											
R1/1560	ASSUMED	W1/1560	18.00	18.00	0.00	0.00	18.00	0.00	0.00	0.00	0.00
R2/1560	ASSUMED	W2/1560	21.78	21.78	0.00	0.00	21.78	0.00	0.00	0.00	0.00
R3/1560	ASSUMED	W3/1560	23.65	23.65	0.00	0.00	23.65	0.00	0.00	0.00	0.00
R4/1560	ASSUMED	W4/1560	24.49	24.49	0.00	0.00	24.49	0.00	0.00	0.00	0.00



DAYLIGHT Analysis
 O2 Centre, Finchley, Camden, London
 Proposed Scheme vs Proposed Scheme (Cumulative) 06-01-25 Phase 1 and Consented Phase 2,3

DAYLIGHT

Room	Room Use	Window	Existing VSC	Proposed VSC	Loss	%Loss	Proposed VSC	Loss	%Loss	2024 Proposed VSC vs 2024 Proposed Cumulative VSC	2024 Proposed VSC vs 2024 Proposed Cumulative VSC (% Loss)
R1/1561	ASSUMED	W1/1561	27.46	25.68	1.78	6.48	25.68	1.78	6.48	0.00	0.00
R2/1561	ASSUMED	W2/1561	31.61	29.64	1.97	6.23	29.64	1.97	6.23	0.00	0.00
R3/1561	ASSUMED	W3/1561	33.51	31.41	2.10	6.27	31.41	2.10	6.27	0.00	0.00
R4/1561	ASSUMED	W4/1561	34.41	32.10	2.31	6.71	32.10	2.31	6.71	0.00	0.00
R1/1562	ASSUMED	W1/1562	52.84	51.79	1.05	1.99	51.79	1.05	1.99	0.00	0.00
R2/1562	ASSUMED	W2/1562	64.89	63.96	0.93	1.43	63.96	0.93	1.43	0.00	0.00
R3/1562	ASSUMED	W3/1562	69.27	68.14	1.13	1.63	68.14	1.13	1.63	0.00	0.00
R4/1562	ASSUMED	W4/1562	70.69	69.45	1.24	1.75	69.45	1.24	1.75	0.00	0.00
R1/1571	BEDROOM	W1/1571	30.96	29.79	1.17	3.78	29.79	1.17	3.78	0.00	0.00
R1/1572	BEDROOM	W1/1572	38.95	38.08	0.87	2.23	38.08	0.87	2.23	0.00	0.00
R1/1573	BEDROOM	W2/1573	39.38	38.71	0.67	1.70	38.71	0.67	1.70	0.00	0.00
R3/1573	BEDROOM	W1/1573	3.67	3.59	0.08	2.18	3.59	0.08	2.18	0.00	0.00
104 West End Lane											
R1/1581	ASSUMED	W1/1581	21.39	20.19	1.20	5.61	20.19	1.20	5.61	0.00	0.00
R1/1582	ASSUMED	W1/1582	25.51	24.61	0.90	3.53	24.61	0.90	3.53	0.00	0.00
106 West End Lane											
R1/1591	ASSUMED	W1/1591	35.96	34.53	1.43	3.98	34.53	1.43	3.98	0.00	0.00
108 West End Lane											
R2/1591	ASSUMED	W2/1591	36.68	35.09	1.59	4.33	35.09	1.59	4.33	0.00	0.00
110 West End Lane											
R3/1591	ASSUMED	W3/1591	36.97	35.24	1.73	4.68	35.24	1.73	4.68	0.00	0.00
112 West End Lane											
R4/1591	ASSUMED	W4/1591	37.21	35.27	1.94	5.21	35.27	1.94	5.21	0.00	0.00
R5/1591	ASSUMED	W5/1591	37.32	35.17	2.15	5.76	35.17	2.15	5.76	0.00	0.00
114 West End Lane											
R6/1591	ASSUMED	W6/1591	37.43	34.92	2.51	6.71	34.92	2.51	6.71	0.00	0.00
R6/1591	ASSUMED	W7/1591	38.32	36.51	1.81	4.72	36.51	1.81	4.72	0.00	0.00
R6/1591	ASSUMED	W8/1591	37.46	34.81	2.65	7.07	34.81	2.65	7.07	0.00	0.00
R6/1591	ASSUMED	W9/1591	37.48	34.72	2.76	7.36	34.72	2.76	7.36	0.00	0.00