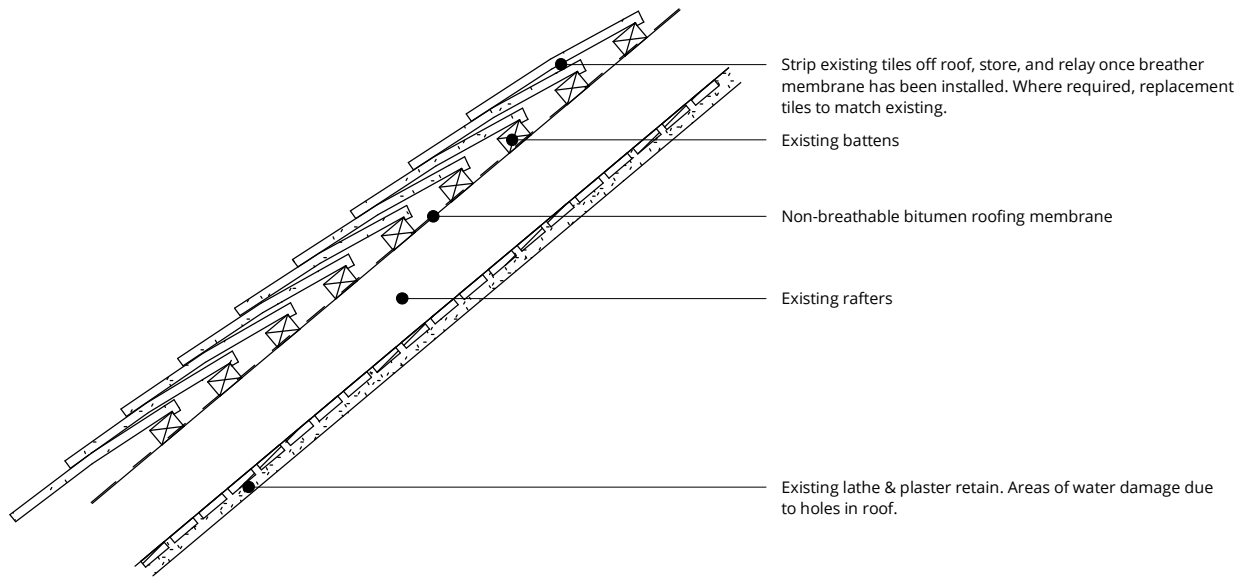
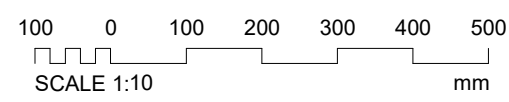


This drawing is protected under Copyright and at no time should any portion of this drawing be reproduced or copied without the permission of the Architect (Design Copyright Act 1968).
 This drawing must not be used for purposes other than that for which it was provided. It is supplied without liability for any errors or omissions.
 Drawings only to be scaled for planning application purposes, all dimensions to be checked on site. All drawings subject to Statutory Authority Approval.

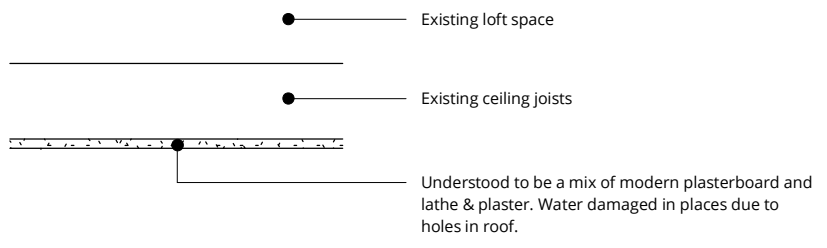


Notes:



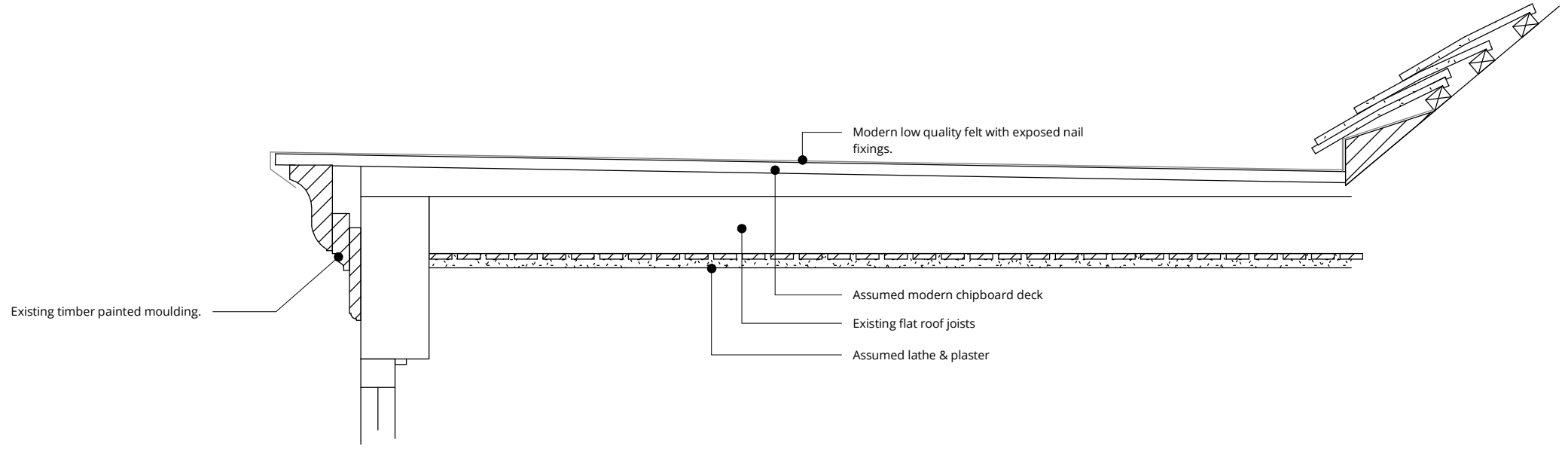
RT-01_Exist. Main Pitched Roof

1 : 10



RT-02_Exist. Main Pitched Roof Ceiling/Loft

1 : 10



RT-03_Existing Dormer Roof.

1 : 10

0	First Issue	240724
Rev	Description	Date



16 lambton place
 notting hill
 london w11 2sh
 t 02072293125
 f 02072293257
 e info@wolffarchitects.co.uk
 status:

PLANNING

project: **14 Templewood Avenue, London, NW3 7XA**

drawing title: **Existing Roof Types**

date:	07/23/24	scale:	1:10
dwg no:	2320-PL-255	rev no:	0