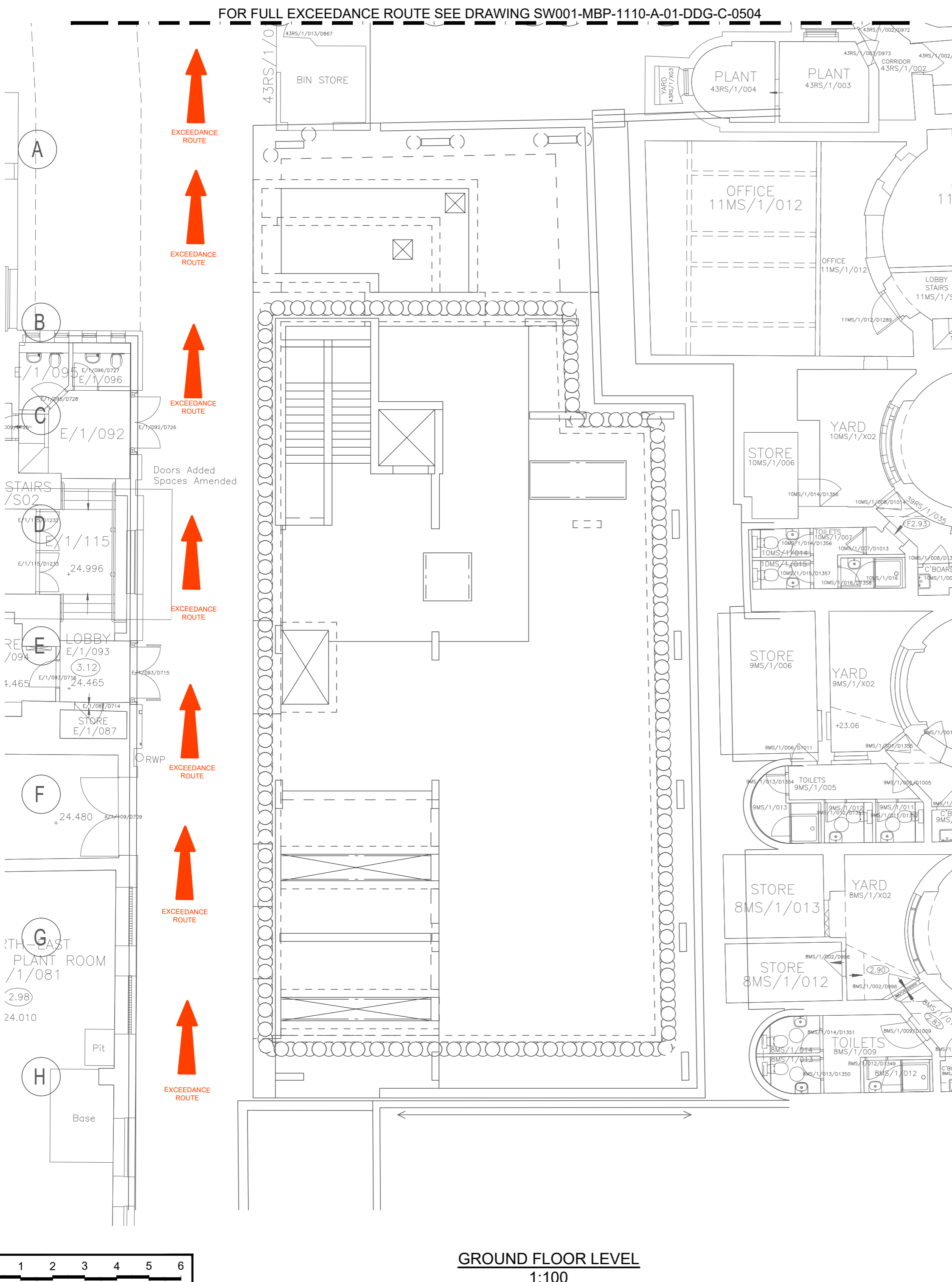
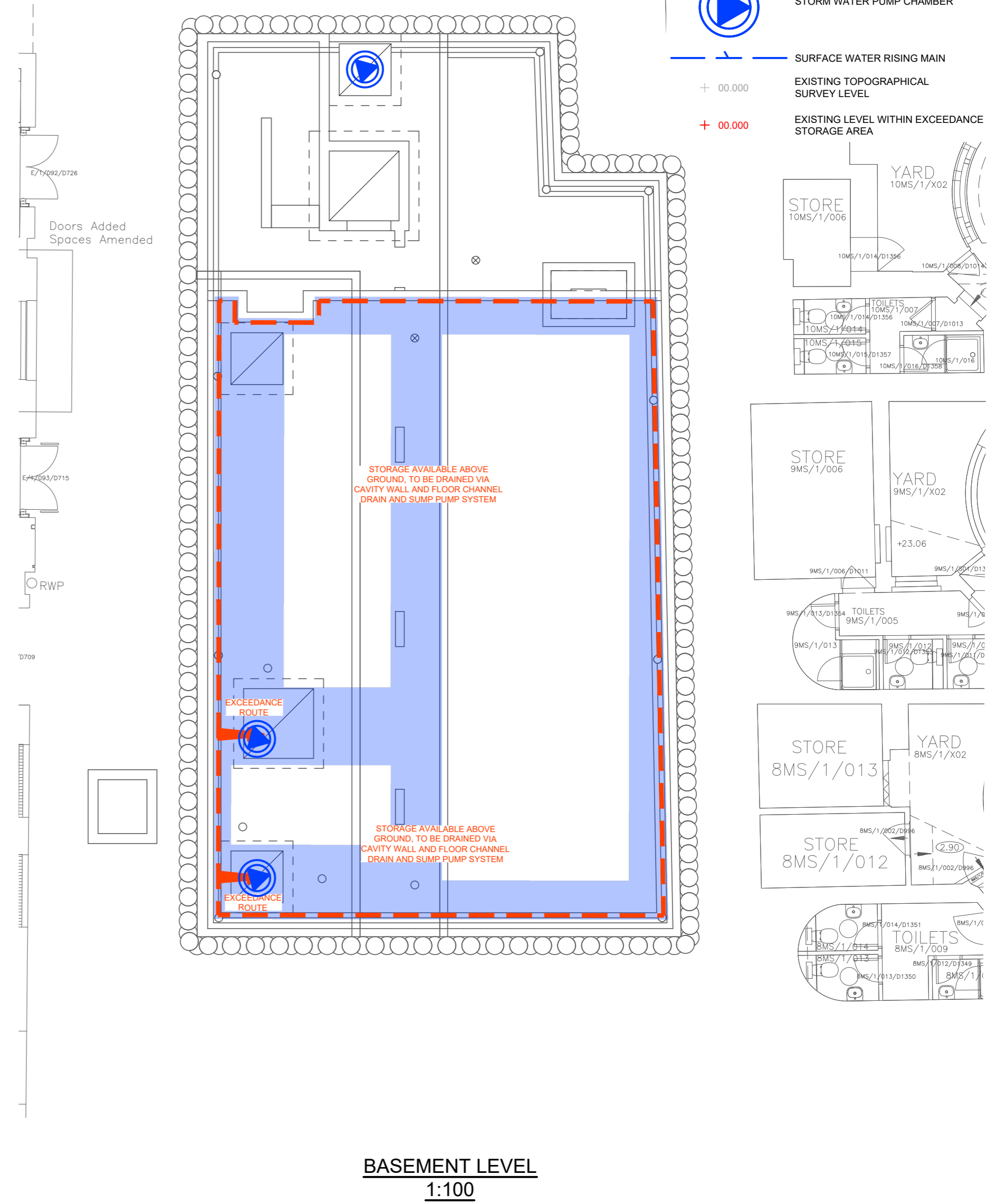
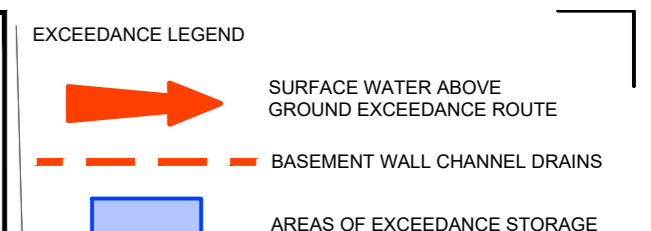


IMPORTANT NOTE: CAUTION
ALL INFORMATION SHOWN ON THIS DRAWING FOR UNDERGROUND SERVICES/STATUTORY UNDERTAKERS' PLANT IS APPROXIMATE AND IS PROVIDED FOR THE CONTRACTORS' INFORMATION ONLY. IT SHOULD NOT BE RELIED ON FOR EXCAVATION OR ANY OTHER WORKS PURPOSES AND CONTRACTORS MUST SATISFY THEMSELVES OF THEIR LOCATIONS PRIOR TO THE COMMENCEMENT OF WORKS.



0 1 2 3 4 5 6
SCALE @ A1 1:100 METRES
SCALE @ A3 1:200

NOTES:

- THIS DRAWING TO BE READ IN CONJUNCTION WITH ALL RELEVANT ARCHITECTS AND ENGINEERS DRAWINGS AND SPECIFICATIONS.
- FOR SETTING OUT REFER TO ARCHITECT'S DRAWINGS.
- ALL DIMENSIONS ARE IN MILLIMETRES (mm) UNLESS NOTED OTHERWISE.
- DO NOT SCALE FROM THE DRAWING OR THE COMPUTER DIGITAL DATA. ONLY FIGURED DIMENSIONS TO BE USED.

Rev	Date	Description	By
P04	24/01/25	SCALE BAR ADDED	JLM
P03	22/01/25	RISING MAIN DETAIL ADDED	JLM
P02	18/11/24	UPDATED TO SHOW ROOF & BASEMENT AREAS	BLB
P01	22/10/24	PRELIMINARY ISSUE	BLB

Job
**BRITISH MUSEUM
EAST ROAD BUILDING**

Title
**EXCEEDANCE ROUTING
SHEET 1 OF 2**

Drawing Status
PRELIMINARY

Scale @ A1 1:50 Date 16/05/24 By BLB Checked CDF
Drawing Number SW001-MBP-1110-A-01-DDG-C-0503 Revision P04

MBP Consulting Engineers

1 Lancaster Place
London WC2E 7ED
T 020 7240 1191
E london@mbp-uk.com
W mbp-uk.com