






-  Existing heavily textured 12" square mineral ceiling tile on concealed grid @ nom. 2800 AFL
-  Existing in-situ concrete columns
-  Existing perforated metal plank ceiling @ nom. 2400 AFL
-  Existing metal plank ceiling @ nom. 2350 AFL
-  Existing 600x600 ceiling tiles and grid @ nom. 2750 AFL
-  Existing 600x600 ceiling tiles and grid @ nom. 2400AFL
-  Existing painted plasterboard ceiling @ nom. 2450 AFL
-  Existing veneered timber soffit @ nom. 2750 AFL

Existing surface mounted ductwork (approximate position)

Notes

Setting out of grids and tiles are not accurately reflected in these plans - they are for scoping and planning purposes only.

These drawings only show areas assumed within scope of the project

Planning Issue

A3 sheet size
 Check all dimensions on site and report discrepancies to the designer

This drawing is protected by copyright. The design of any article recorded in this drawing is protected by design right and the information contained in this drawing is confidential. This drawing may not be reproduced without permission.

rev date notes



8 Bibury Crescent
 Westbury-on-Trym
 Bristol BS9 4PW
 M: 07900 910992
 E: kenton@story-design.co.uk

title
 date
 scale
 drg no.

SOAS Library
 Level D Existing Ceiling Plan
 15.11.24
 1:250
J1163/ LD-A-103 /