








-  Existing heavily textured 12" square mineral ceiling tile on concealed grid @ nom. 2800 AFL
-  Existing in-situ concrete columns
-  Existing perforated metal plank ceiling @ nom. 2400 AFL
-  Existing metal plank ceiling @ nom 2200 AFL
-  Existing 600x600 ceiling tiles and grid @ nom. 2450 AFL
-  Existing 600x600 ceiling tiles and grid @ nom. 2200AFL
-  Existing painted plasterboard ceiling @ nom. 2450 above level C floor level, note ceiling is over a double height space to level D below.

Notes

Setting out of grids and tiles are not accurately reflected in these plans - they are for scoping and planning purposes only.

These drawings only show areas assumed within scope of the project

Planning Issue

A3 sheet size

Check all dimensions on site and report discrepancies to the designer

This drawing is protected by copyright. The design of any article recorded in this drawing is protected by design right and the information contained in this drawing is confidential. This drawing may not be reproduced without permission.

rev date notes



8 Bibury Crescent
Westbury-on-Trym
Bristol BS9 4PW

M: 07900 910992
E: kenton@story-design.co.uk

title
date
scale
drg no.

SOAS Library
Level C Existing Ceiling Plan
15.11.24
1:250
J1163/ LC-A-102 /