







-  Existing heavily textured 12" square mineral ceiling tile on concealed grid @ nom. 2800 AFL
-  Existing heavily textured 12" square mineral ceiling tile on concealed grid @ nom. 2400 AFL
-  Existing MF plasterboard ceiling with plaster and paint finish @ 2750 AFL
-  Existing in-situ concrete structure
-  Existing in-situ concrete columns
-  Existing perforated metal plank ceiling @ nom. 2400 AFL

Notes

Setting out of grids and tiles are not accurately reflected in these plans - they are for scoping and planning purposes only.

These drawings only show areas assumed within scope of the project

Existing retro-fitted ductwork in this area to be reviewed by specialist prior to ceiling design being finalised.

Planning Issue

A3 sheet size

Check all dimensions on site and report discrepancies to the designer

This drawing is protected by copyright. The design of any article recorded in this drawing is protected by design right and the information contained in this drawing is confidential. This drawing may not be reproduced without permission.

rev date notes



8 Bibury Crescent
Westbury-on-Trym
Bristol BS9 4PW

M: 07900 910992
E: kenton@story-design.co.uk

title
date
scale
drg no.

SOAS Library

Level A Existing Ceiling Plan
15.11.24
1:250

J1163/ LA-A-100 /